

2116 - MÁSTER UNIVERSITARIO EN BIOINFORMÁTICA

BRANCH: Ciències de la Salut

Category as a lecturer:	CU	TU	CEU	TEU	Contr. Dr.	Ajud. Dr.	Ajudant	Associat	As. Asist.	PIF	Altres
	3	3	0	1	0	0	0	0	0	0	0
	43,00%	43,00%	0,00%	14,00%	0,00%	0,00%	0,00%	0,00%	0,00%	0,00%	0,00%

You teach:		
heory and practi	Only theory	Only practice
2	4	0
33,00%	67,00%	0,00%

No. of subjects that you teach:				
1	2	3	4	> 4
5	2	0	0	0
71,00%	29,00%	0,00%	0,00%	0,00%

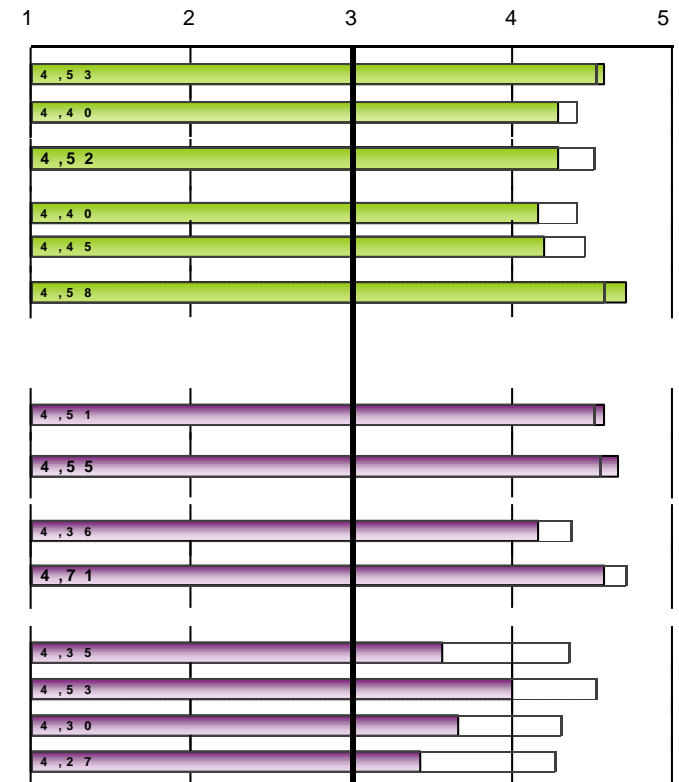
No. of hours:		
AVERAGE	Minimum	Maximum
22,71	6	45

TRAINING PROGRAMME

	N/C	1	2	3	4	5	AVERAGE
1.The objectives of this master's degree and the postgraduates' profiles are adequate, interesting and updated	0	0	0	0	3	4	4,57
2.The applicants' profile is clearly defined and suited to the objectives of this master's degree	0	0	0	2	1	4	4,29
3.In general, I consider that the specific objectives and competencies associated with each subject are consistent with the overall objectives and the profile	0	0	0	1	3	3	4,29
4.The structure and sequence of subject areas is adequate because it avoids duplications and gaps	1	0	1	0	2	3	4,17
5.I think the ratio between theory and practice is appropriate for this master's degree	2	0	1	0	1	3	4,20
6.I think that the contents taught in the master's degree are clearly different from those taught in the degree	0	0	0	0	2	5	4,71
Average of section							4,38

COURSE ORGANISATION

7.The organisation of this master's degree is adequate	0	0	0	0	3	4	4,57
8.The mechanisms used to disseminate information on the master's degree (objectives, admission profile, postgraduates' profile, course guides...) are suitable	1	0	0	0	2	4	4,67
9.Students' interests and prior knowledge have been taken into account for planning the master's degree	1	0	1	0	2	3	4,17
10.The original planning and the activities scheduled have been kept to	0	0	0	0	3	4	4,57
11.Satisfaction with the coordination-communication mechanisms between:							
a.- The different lecturers in the master's degree	0	0	1	2	3	1	3,57
b.- The theory and practice of subject areas	2	0	0	2	1	2	4,00
c.- The different subject areas in the master's degree	1	0	0	3	2	1	3,67
d.- The different departments involved	0	1	0	3	1	2	3,43
Average of section							4,08



Scale used: 1 to 5

: Global UV Average

Total respondents: 7

Teaching staff by POD: 57

* The global averages compared in the graphs have been calculated with data from the last academic year in which all master degrees were evaluated: 23-24

2116 - MÁSTER UNIVERSITARIO EN BIOINFORMÁTICA

BRANCH: Ciències de la Salut

FACILITIES AND RESOURCES	Frequency Response						AVERAGE
	N/C	1	2	3	4	5	
12.The classrooms used for teaching and the equipment that they contain are suitable for the development of	0	0	0	1	3	3	4,29
13.Laboratories, workshops and experimental areas, as well as the equipment within them, are adequate for the number of students and for the activities scheduled	3	0	0	0	3	1	4,25
14.The quantity, quality and accessibility of library materials and documentary holdings meet the requirements of the master's degree	1	0	0	0	4	2	4,33
Average of section							4,29

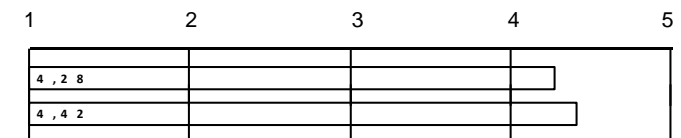
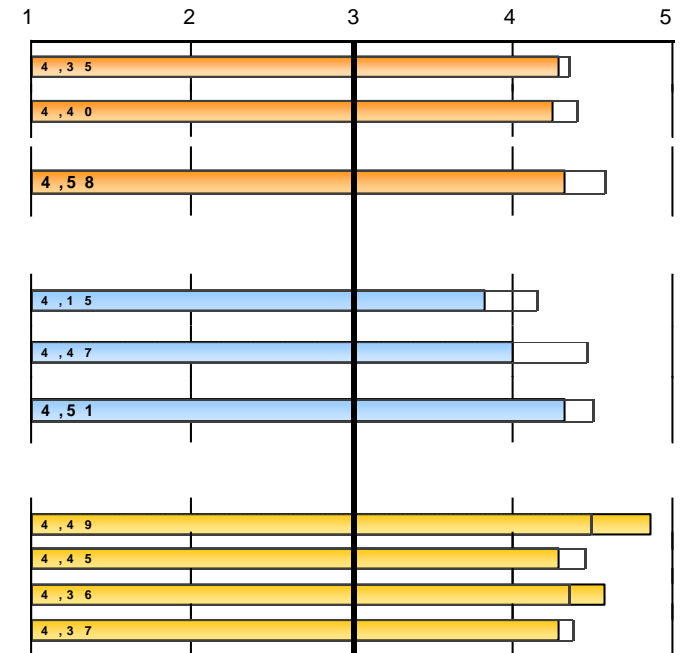
DEVELOPMENT OF TEACHING							
15.The level of students is adequate to follow the contents of my subject area	1	0	1	1	2	2	3,83
16.The contents planned (level and scope) for the subjects that I teach and the actual time to teach them are suitable	1	1	0	0	2	3	4,00
17.The assessment procedures commonly used in the master's degree properly assess the level of competencies (knowledge, skills, attitudes...) acquired by students	1	0	0	2	0	4	4,33
Average of section							4,06

STUDENTS							
18.Students regularly attend classes and those activities scheduled	0	0	0	0	1	6	4,86
19.I think that students achieve the objectives set in the master's degree	0	0	0	2	1	4	4,29
20.In general, students are motivated to study the master's degree	0	0	0	1	1	5	4,57
21.I think that the master's degree meets the students' expectations	0	0	0	2	1	4	4,29
Average of section							4,50

TRAINING RECEIVED

Have you received some teaching-oriented training seminars offered by the Universitat de València in the last three years?	Yes	No
	1	6
	14,00%	86,00%

The training received is in line with the needs of the degree in which I teach.	6	0	0	0	1	0	*
I'm satisfied with the training received.	6	0	0	0	1	0	*
Average of section							*



* The global averages compared in the graphs have been calculated with data from the last academic year in which all master degrees were evaluated: 23-24

2116 - MÁSTER UNIVERSITARIO EN BIOINFORMÁTICA

BRANCH: Ciències de la Salut

EVOLUTIO		TRAINING PROGRAMME												
		1.Objectives of the master and profile of egres ...		2.The applicants' profile is clearly defined ...		3... specific objectives and competencies of each subject ...		4.The structure and sequence of subject areas ...		5.Ratio between theory and practice is appropriate		6.Contents different from those taught in the degree		Averag e of section
A. year	Collected	no. resp.	average	no. resp.	average	no. resp.	average	no. resp.	average	no. resp.	average	no. resp.	average	
23-24	7	7	4,57	7	4,29	7	4,29	6	4,17	5	4,2	7	4,71	4,38
21-22	9	9	4,78	9	4,44	9	4	8	4,5	8	4,38	9	4,67	4,46
19-20	12	12	4,83	12	4,67	11	4,64	12	4,58	11	4,73	12	4,92	4,73
17-18	14	13	4,69	13	4,54	13	4,08	13	3,92	12	3,75	14	4,64	4,28
15-16	14	14	4,36	13	4,23	13	4,31	11	4,27	13	3,92	11	4,82	4,31
14-15	5	5	4,2	5	4	5	3,6	5	3,6	4	3,5	5	4,6	3,93

	COURSE ORGANISATION																
	7. The organisation of this master's degree is adequate		8.The mechanisms used to disseminate information ...		9.Students' interests and prior knowledge ... into account for planning		10.The original planning and the activities scheduled ...		11. Satisfaction with the coordination-communication mechanisms between:								
									a. The different lecturers		b. The theory and practice		c. The different subject areas		d. The different departments		Average of
A. year	no. resp.	average	no. resp.	average	no. resp.	average	no. resp.	average	no. resp.	average	no. resp.	average	no. resp.	average	no. resp.	average	
23-24	7	4,57	6	4,67	6	4,17	7	4,57	7	3,57	5	4	6	3,67	7	3,43	4,08
21-22	9	4,22	9	4,56	9	4,44	8	4,75	9	3,56	7	4,29	8	3,75	8	3,38	4,12
19-20	12	4,58	12	4,58	12	4,83	10	4,9	10	4,2	9	4,78	10	4,1	10	4,1	4,52
17-18	13	4,23	12	4,33	13	4,15	12	4,67	14	3,86	10	4,5	12	3,83	10	3,5	4,14
15-16	13	4,31	12	4,33	11	4,45	11	4,73	14	4,21	11	4,73	13	4	13	3,85	4,31
14-15	5	3,2	5	3,6	5	3,4	4	4	5	3	3	4	5	3,4	5	3,4	3,46

FACILITIES AND RESOURCES								DEVELOPMENT OF TEACHING							
A. year		12.The classrooms ... are suitable		13.Laboratories, workshops and experimental areas...		14.... library materials...		15.The level of students is adequate to follow the contents		16.The contents planned the actual time to teach them ...		17.The assessment procedures commonly used ... properly ...		Averag e of section	
		no. resp.	average	no. resp.	average	no. resp.	average	no. resp.	average	no. resp.	average	no. resp.	average		
23-24		7	4,29	4	4,25	6	4,33	4,29	6	3,83	6	4	6	4,33	4,06
21-22		9	4,56	6	4,5	6	4	4,38	9	4	9	4,11	9	4,56	4,22
19-20		11	4,55	8	4,38	7	3,71	4,27	12	4,67	12	4,33	12	4,58	4,53
17-18		14	4,64	10	4,8	9	4,22	4,58	14	4,29	14	4,5	14	4,36	4,38
15-16		14	4,71	10	4,8	9	4,33	4,64	13	4,08	13	3,77	11	4,36	4,05
14-15		5	4,2	3	4,67	3	2,67	3,91	5	3,6	5	3,6	5	3,6	3,60

2116 - MÁSTER UNIVERSITARIO EN BIOINFORMÁTICA

BRANCH: Ciències de la Salut

A. year	STUDENTS									TRAINING RECEIVED				
	18.Students regularly attend classes activities scheduled		19.I think that students achieve the objectives		20.In general, students are motivated to study the master's degree		21... master's degree meets the students' expectations		Averag e of section	The training received is in line with the needs of the degree		I'm satisfied with the training received.		Averag e of section
	no. resp.	average	no. resp.	average	no. resp.	average	no. resp.	average		n°enq.	mitjana	n°enq.	mitjana	
23-24	7	4,86	7	4,29	7	4,57	7	4,29	4,50	1	*	1	*	*
21-22	8	4,88	8	4,25	8	4,62	8	4,38	4,53		*		*	*
19-20	10	5	11	4,73	11	4,82	10	4,6	4,79		*		*	*
17-18	13	4,85	14	4,57	14	4,29	12	4,33	4,51		*		*	*
15-16	13	4,92	13	4,38	14	4,43	13	4,23	4,49		*		*	*
14-15	5	4,8	5	3,8	5	4,2	5	3,6	4,10		*		*	*

* Average of a section is calculated by weighting the number of responses for each item.