

GRADO EN ADMINISTRACIÓN Y DIRECCIÓN DE EMPRESAS

Category as a teacher:

CU	TU	CEU	TEU	Contr. Dr.	Ajud. Dr.	Ajudant	Associat	As. Asist.	PIF	Altres
14	26	1	7	10	13	0	25	0	3	5
13,46%	25,00%	0,96%	6,73%	9,62%	12,50%	0,00%	24,04%	0,00%	2,88%	4,81%

Type of teaching at this degree:

Teaches:		
theo and practical	Only theory	Only practical
81	8	15
77,88%	7,69%	14,42%

Number of subjects taught:

AVERAGE	Minimum	Maximum
1,30	1	3

Nº hours:

AVERAGE	Minimum	Maximum
88,00	1	210

TRAINING PROGRAMME

	N/C	Strongly disagree....Strongly agree					AVERAGE					
		1	2	3	4	5		1	2	3	4	5
1.The objectives of this degree and the graduates' profile are adequate, interesting and updated	7	1	5	16	51	26	3,97	4 , 1 6				
2.The applicants' profile is clearly defined and suited to the objectives of this degree	12	4	15	18	32	25	3,63	4 , 0 3				
3.In general, I consider that the specific objectives and competencies associated with each subject are consistent with the overall objectives and the profile pursued	13	1	5	16	46	25	3,96	4 , 1 7				
4.The structure and sequence of subject areas is adequate because it avoids duplications and gaps	10	2	8	17	40	29	3,9	3 , 9 7				
5.I think the ratio of the degree theory and practice is appropriate	6	3	10	11	48	28	3,88	4 , 1 0				
Average of section							3,87					

☐: Global UV Average*

ORGANIZATION OF TEACHING

	N/C	Strongly disagree....Strongly agree					AVERAGE	
		1	2	3	4	5		1 2 3 4 5
6.The organization of the degree is adequate	10	1	7	17	41	30	3,96	4,09
7.The mechanisms used to disseminate information on the degree (objectives, admission profile, graduates' profile, ...) are suitable	12	1	3	17	39	34	4,09	4,21
8.Students' interests and prior knowledge have been taken into account for planning the degree	15	3	13	22	28	25	3,65	3,88
9.The original planning and the activities scheduled have been kept to	10	0	0	8	38	50	4,44	4,49
10.Satisfaction with the coordination-communication mechanisms between:								
a.- The different lecturers in the degree	10	2	6	20	36	32	3,94	4,02
b.- The theory and practice of subject areas	12	0	6	9	33	46	4,27	4,27
c.- The different subject areas in the degree	18	6	5	25	34	18	3,6	3,81
d.- The different departments involved	15	7	11	20	29	24	3,57	3,72
Average of section							3,95	

☐: Global UV Average*

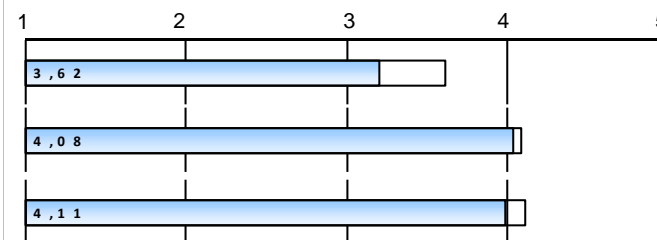
FACILITIES AND RESOURCES

	N/C	Strongly disagree....Strongly agree					AVERAGE	
		1	2	3	4	5		1 2 3 4 5
11.The classrooms used for teaching and their equipment are suitable for the proper development of the degree	0	4	7	20	41	34	3,89	3,97
12.Laboratories, workshops and experimental areas, and their equipment, are adequate for the number of students and for the activities scheduled	36	2	7	12	25	24	3,89	3,99
13.The quantity, quality and accessibility of library materials and documentary holdings meet the requirements of the degree	11	2	2	11	31	49	4,29	4,38
Average of section							4,03	

☐: Global UV Average*

DEVELOPMENT OF TEACHING

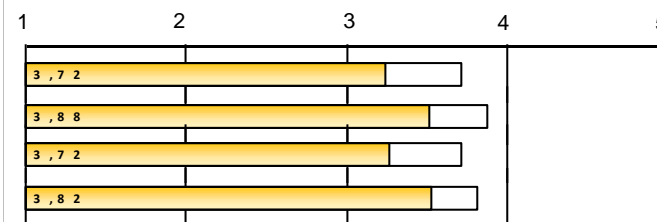
	N/C	Strongly disagree....Strongly agree					AVERAGE
		1	2	3	4	5	
14.The students' knowledge is adequate to follow the contents of my subject area	2	6	25	33	22	18	3,2
15.The contents (level and scope) planned for the subjects that I teach and the actual time to teach them are suitable	2	0	8	16	44	36	4,04
16.The assessment procedures commonly used in the degree properly assess the level of competencies (knowledge, skills, attitudes...) acquired by the students	7	2	5	16	45	31	3,99
Average of section							3,74



☐ : Global UV Average*

STUDENTS

	N/C	Strongly disagree....Strongly agree					AVERAGE
		1	2	3	4	5	
17.Students regularly attend classes and those activities scheduled	3	10	16	26	41	10	3,24
18.I think that students achieve the objectives set for the degree	9	2	10	33	40	12	3,52
19.In general, students are motivated to study the degree	7	8	10	37	35	9	3,27
20.I think that the degree meets the students' expectations	14	3	6	34	37	12	3,53
Average of section							3,39

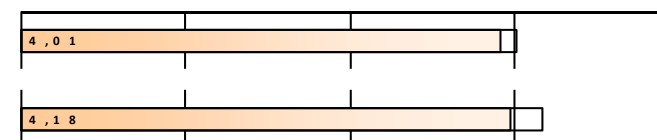


: Global UV Average*

☐

TRAINING RECEIVED

	N/C	Strongly disagree....Strongly agree					AVERAGE
		1	2	3	4	5	
21.The training received is in line with the needs of the degree in which I teach.	49	0	4	12	26	15	3,91
22.I'm satisfied with the training received.	52	1	3	9	24	17	3,98
Average of section							3,95



☐ : Global UV Average*

EVOLUTION		TRAINING PROGRAMME											ORGANIZATION OF TEACHING							
		1.Objectives of the degree and the graduates' profile ...		2.The applicants' profile is clearly defined ...		3... specific objectives and competencies of each course		4.The structure and sequence of subjects ...		5.ratio of the degree theory and practice is appropriate		Average of section	6.The organization of the degree is adequate		7.The mechanisms used to disseminate information ...		8.In planning the degree, it's consider the interests of students		9.The original planning ... have been kept to	
A. year	Collected	n°surv.	AVERAGE	n°surv.	AVERAGE	n°surv.	AVERAGE	n°surv.	AVERAGE	n°surv.	AVERAGE		n°surv.	AVERAGE	n°surv.	AVERAGE	n°surv.	AVERAGE	n°surv.	AVERAGE
23-24	106	99	3,97	94	3,63	93	3,96	96	3,9	100	3,88	3,87	96	3,96	94	4,09	91	3,65	96	4,44
21-22	98	93	3,94	91	3,81	90	4,07	87	3,89	93	4,06	3,95	89	4,09	89	4,17	85	3,78	90	4,48
19-20	97	92	3,89	91	3,65	91	3,92	92	3,8	94	3,9	3,83	91	3,84	85	4,06	81	3,69	90	4,14
17-18	87	81	3,88	77	3,66	82	3,94	82	3,62	84	3,86	3,79	78	3,85	77	4,06	70	3,56	72	4,33
15-16	79	77	3,82	77	3,62	78	3,78	76	3,64	78	3,88	3,75	78	3,83	76	3,95	71	3,45	77	4,18
14-15	59	58	4,02	57	3,81	57	4,04	58	3,9	58	4,05	3,96	57	3,84	56	4,11	58	3,66	55	4,36

A. year	ORGANIZATION OF TEACHING									FACILITIES AND RESOURCES						
	10.Satisfaction with the coordination-communication mechanisms between:									11.Classrooms used for teaching and their equipment ...		12.Laboratories, workshops and experimental areas		13.Library materials and documentary holdings meet ...		Average of section
	a.The different lecturers		b.The theory and practice of subjects		c.The different subject areas		d.The different departments		Average of							
	n°surv.	AVERAGE	n°surv.	AVERAGE	n°surv.	AVERAGE	n°surv.	AVERAGE		n°surv.	AVERAGE	n°surv.	AVERAGE	n°surv.	AVERAGE	
23-24	96	3,94	94	4,27	88	3,6	91	3,57	3,95	106	3,89	70	3,89	95	4,29	4,03
21-22	93	3,82	94	4,41	87	3,72	88	3,66	4,02	98	4,2	64	4,09	91	4,3	4,21
19-20	88	3,7	90	4,21	84	3,63	87	3,51	3,85	93	4,08	61	3,92	90	4,27	4,11
17-18	86	3,77	81	4,21	83	3,57	79	3,43	3,84	86	4,13	63	3,86	76	4,33	4,12
15-16	77	3,35	77	4,06	76	3,3	76	3,08	3,65	77	4,1	53	3,98	69	4,26	4,13
14-15	59	3,71	59	4,25	56	3,57	56	3,46	3,87	59	4,14	47	3,96	58	4,26	4,13

	DEVELOPMENT OF TEACHING							STUDENTS								
	14.The students' knowledge is enough ...		15.The contents (level and scope) planned ...		16.The assessment procedures commonly used ...		Average of section	17.Students regularly attend classes ...		18...students achieve the objectives defined ...		19.Students are motivated ...		20...degree meets the students' expectations		Average of section
A. year	n°surv.	AVERAGE	n°surv.	AVERAGE	n°surv.	AVERAGE		n°surv.	AVERAGE	n°surv.	AVERAGE	n°surv.	AVERAGE	n°surv.	AVERAGE	
23-24	104	3,2	104	4,04	99	3,99	3,74	103	3,24	97	3,52	99	3,27	92	3,53	3,39
21-22	97	3,26	97	4,09	94	3,93	3,76	96	3,18	90	3,54	91	3,22	82	3,51	3,36
19-20	95	3,59	95	4,04	93	3,87	3,83	95	3,38	92	3,63	92	3,33	87	3,41	3,44
17-18	87	3,26	86	3,9	84	3,85	3,67	86	3,5	85	3,55	84	3,35	79	3,56	3,49
15-16	79	3,38	79	3,87	78	3,91	3,72	79	3,49	78	3,62	77	3,53	76	3,61	3,56
14-15	58	3,4	58	4,05	57	3,91	3,79	59	3,8	55	3,8	55	3,51	54	3,69	3,7

TRAINING RECEIVED				
21.The training received is in line with the needs of the degree		22. I'm satisfied with the training received.		Average of section
nºsurv.	AVERAGE	nºsurv.	AVERAGE	

A. year	nºsurv.	AVERAGE	nºsurv.	AVERAGE	
23-24	57	3,91	54	3,98	3,95
21-22		*		*	*
19-20		*		*	*
17-18		*		*	*
15-16		*		*	*
14-15		*		*	*

* The average item is calculated from three surveys rating.

Average of a section is calculated by weighting the number of responses for each item.

** The last 6 courses are shown