

(teacher survey)

Academic Year: 25-26

3132 - PROGRAMA DE DOCTORADO EN INGENIERÍA QUÍMICA, AMBIENTAL Y DE PROCESOS

Gender:	Male	8	53,33%
	Female	7	46,67%

Teaching staff category:


CU	TU	CEU	TEU	Contr. Lect.	Trainer lect.	Adjunt lect.	Trainee lect.	Other
6	8	0	0	1	1	0	0	0
37,50%	50,00%	0,00%	0,00%	6,25%	6,25%	0,00%	0,00%	0,00%

Frequency Response

Strongly disagree....Strongly agree

TRAINING PROGRAMME

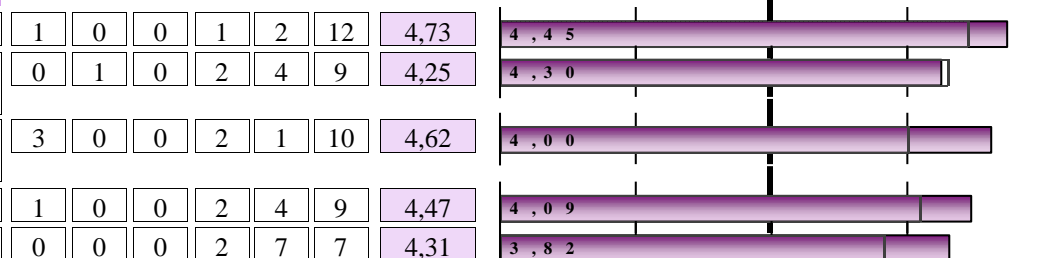
	N/C	1	2	3	4	5	AVERAGE
1. The competences taught in the doctoral programme and the graduate profile are adequate, interesting and updated	0	0	0	0	2	14	4,88
2. The admission profile is clearly defined and suited to the objectives of this programme	0	0	0	0	3	13	4,81
3. The research training provided in the programme is in line with the social demand	0	0	0	0	0	16	5,00
4. The specific activities meet the requirements of the doctoral programme	1	0	0	1	1	13	4,80
5. I consider that cross-curricular activities are adequate for the doctoral programme	0	1	0	2	2	11	4,38



Average of section **4,77**

COURSE ORGANISATION

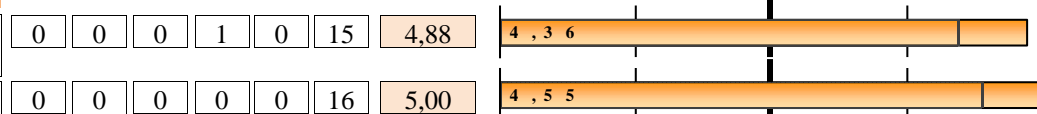
	N/C	1	2	3	4	5	AVERAGE
6. The organisation of this program is adequate	1	0	0	1	2	12	4,73
7. The mechanisms used to disseminate information on the programme (objectives, admission profile, cross-curricular and specific activities, etc.) are suitable	0	1	0	2	4	9	4,25
8. The service provided to students by the Doctoral School for dealing with issues related to the doctoral programme is adequate	3	0	0	2	1	10	4,62
9. The information provided on the Doctoral School's website is useful and accessible	1	0	0	2	4	9	4,47
10. The mechanisms of recognition of the tasks of tutoring and directing doctoral theses are adequate	0	0	0	2	7	7	4,31



Average of section **4,47**

FACILITIES AND RESOURCES

	N/C	1	2	3	4	5	AVERAGE
11. The facilities and material resources offered in the doctoral programme are suitable for developing research	0	0	0	1	0	15	4,88
12. The quantity, quality and accessibility of library materials and documentary holdings meet the requirements of the programme	0	0	0	0	0	16	5,00



Average of section **4,94**

Scale used: 1 to 5

Legend:
█ : Doctoral Program Average
█ : Doctoral Program Average
█ : Doctoral Program Average
 : Global Average, value within the bar

Number of surveys: 16
 Surveyed population: 30

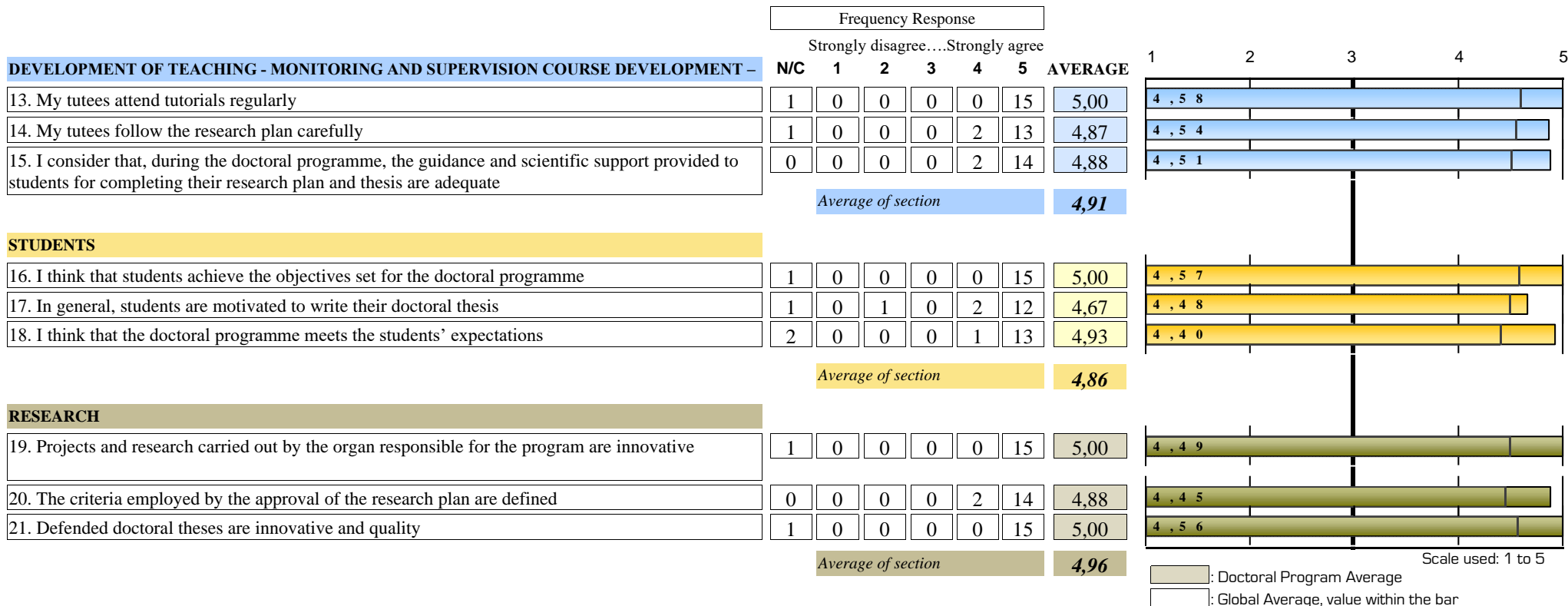
Surveys period: 19/02/2026 - 31/03/2026

Printing date: 20/04/2026

(teacher survey)

Academic Year: 25-26

3132 - PROGRAMA DE DOCTORADO EN INGENIERÍA QUÍMICA, AMBIENTAL Y DE PROCESOS



(teacher survey)

Academic Year: 25-26

3132 - PROGRAMA DE DOCTORADO EN INGENIERÍA QUÍMICA, AMBIENTAL Y DE PROCESOS

EVOLUTION		TRAINING PROGRAMME										COURSE ORGANISATION				
		1. The competences taught in the doctoral programme and the graduate profile are		2. The admission profile is clearly defined and suited to the objectives of this		3. The research training provided in the programme is in line with the social demand		4. The specific activities meet the requirements of the doctoral programme		5. I consider that cross-curricular activities are adequate for the doctoral programme		Average of section	6. The organisation of this program is adequate		7. The mechanisms used to disseminate information on the programme	
A. year	Collected	n°surv.	AVERAGE	n°surv.	AVERAGE	n°surv.	AVERAGE	n°surv.	AVERAGE	n°surv.	AVERAGE		n°surv.	AVERAGE	n°surv.	AVERAGE
25-26	16	16	4,88	16	4,81	16	5	15	4,8	16	4,38	4,77	15	4,73	16	4,25
23-24	22	22	4,77	22	4,77	22	4,91	22	4,73	21	4,52	4,74	21	4,67	21	4,38
21-22	16	16	4,81	16	4,88	16	4,88	16	4,81	15	4,53	4,78	15	4,73	14	4,5
19-20	18	18	4,83	18	4,78	18	4,83	18	4,78	18	4,44	4,73	18	4,83	18	4,61
18-19	20	19	4,84	19	4,79	19	4,79	19	4,74	19	4,37	4,71	20	4,8	20	4,6
16-17	22	22	4,95	22	4,86	20	4,75	22	4,77	22	4,41	4,75	22	4,77	22	4,68

		COURSE ORGANISATION				FACILITIES AND RESOURCES				DEVELOPMENT OF TEACHING - MONITORING							
		8. The service provided to students by the Doctoral School for dealing with issues		9. The information provided on the Doctoral School's website is useful and		10. The mechanisms of recognition of the tasks of tutoring and directing doctoral		Average of section	11. The facilities and material resources offered in the doctoral programme are		12. The quantity, quality and accessibility of library materials and		Average of section	13. My tutees attend tutorials regularly		14. My tutees follow the research plan carefully	
A. year		n°surv.	AVERAGE	n°surv.	AVERAGE	n°surv.	AVERAGE		n°surv.	AVERAGE	n°surv.	AVERAGE		n°surv.	AVERAGE	n°surv.	AVERAGE
25-26		13	4,62	15	4,47	16	4,31	4,47	16	4,88	16	5	4,94	15	5	15	4,87
23-24		18	4,67	19	4,58	20	4,5	4,56	22	4,82	21	4,76	4,79	22	5	22	4,77
21-22		13	4,62	15	4,67	15	4,53	4,61	16	5	16	4,94	4,97	16	4,88	16	5
19-20		17	4,35	18	4,56	17	4,41	4,56	18	4,78	18	4,61	4,69	18	4,83	18	4,72
18-19		18	4,5	20	4,6	20	4,45	4,59	20	4,8	20	4,65	4,73	17	4,76	17	4,76
16-17		18	4,28	20	4,4	21	4,43	4,52	22	4,77	22	4,59	4,68	17	4,94	17	5

(teacher survey)

Academic Year: 25-26

3132 - PROGRAMA DE DOCTORADO EN INGENIERÍA QUÍMICA, AMBIENTAL Y DE PROCESOS

A. year	DEVELOPMENT OF TEACHING - MONITORING			STUDENTS						RESEARCH							
	15. I consider that, during the doctoral programme, the guidance and scientific n°surv. AVERAGE		Average of section	16. I think that students achieve the objectives set for the doctoral programme n°surv. AVERAGE		17. In general, students are motivated to write their doctoral thesis n°surv. AVERAGE		18. I think that the doctoral programme meets the students' expectations n°surv. AVERAGE		19. Projects and research carried out by the organ responsible for the n°surv. AVERAGE		20. The criteria employed by the approval of the research plan are n°surv. AVERAGE		21. Defended doctoral theses are innovative and quality n°surv. AVERAGE		Average of section	
25-26	16	4,88	4,91	15	5	15	4,67	14	4,93	4,86	15	5	16	4,88	15	5	4,96
23-24	22	4,86	4,88	22	4,95	22	4,82	22	4,68	4,82	22	4,91	22	4,64	22	4,95	4,83
21-22	16	4,88	4,92	15	4,87	15	4,73	15	4,8	4,80	16	4,88	15	4,8	16	4,94	4,87
19-20	18	4,78	4,78	17	4,82	17	4,47	17	4,65	4,65	18	4,83	18	4,72	18	4,89	4,81
18-19	20	4,75	4,76	20	4,9	20	4,75	20	4,75	4,80	20	4,85	20	4,65	20	4,9	4,80
16-17	22	4,86	4,93	22	4,77	22	4,77	22	4,82	4,79	22	4,73	20	4,65	21	4,95	4,78

* The average item is calculated from three surveys rating.

Average of a section is calculated by weighting the number of responses for each item.