

# Sex differences in antipredator tail-waving displays of the diurnal yellow-headed gecko *Gonatodes albogularis* from tropical forests of Colombia

Martha L. Bohórquez Alonso ·  
Jorge Martínez Cotrina · David Aguilar Pardo ·  
Enrique Font · Miguel Molina-Borja

Received: 25 May 2009 / Accepted: 6 September 2009 / Published online: 9 October 2009  
© Japan Ethological Society and Springer 2009

**Abstract** Many vertebrate species show display behaviors when predators are in their vicinity. Some of these displays may inform the predator of the improbability of capturing the prey (i.e., pursuit-deterrent displays) and are potentially advantageous to both predator and prey. Here we present data on a tail display performed by *Gonatodes albogularis*, a diurnal tropical gecko. We performed transect surveys in three habitats near Bogotá in Colombia. Geckos detected during transects were approached by the observer in a standardized way, and details of their tail-waving displays were recorded. In control recordings animals were watched from a distant site without approaching them. Results showed sexual differences in tail-waving display: when approached by the observer, males performed this behavior more frequently than females. We found no significant differences between males and females in flight-initiation distances and height above the substratum when they were initially located. Results also showed that males displayed more frequently when approached than when the simulated predator remained

stationary. We interpret these results as evidence that the display functions as a pursuit-deterrent signal to potential predators. However, as some tail displays were performed in the presence of conspecifics, the display may also have a social function.

**Keywords** Tail display · Antipredator behavior · Gecko · *Gonatodes*

## Introduction

According to Ydenberg and Dill's (1986) optimality model, prey should not always flee immediately upon detecting a predator, primarily because fleeing may prevent fitness-enhancing activities. Performing behaviors that reduce the probability of being detected or captured is a way for conspicuous prey to endure predators' pressure and increase survival. In particular, one way of minimizing the associated cost of unnecessary antipredatory responses for prey is to perform behavior patterns that may act as pursuit-deterrent signals by informing predators that they have been detected (Woodland et al. 1980; Caro 1995). This communicative process has been considered to be beneficial to the prey by reducing the probability of being attacked, and to the predator by not wasting time and energy on a prey unlikely to be captured (Ruxton et al. 2004).

A cost/benefit approach predicts that pursuit-deterrent signals should occur when the distance between predator and prey is such that the probability of prey being intercepted if attacked is low (Ydenberg and Dill 1986). If predators are closer, prey should resort to other strategies such as flight and/or, in the case of many lizards, tail autotomy (Vitt et al. 1977; Greene 1988).

---

M. L. Bohórquez Alonso · D. Aguilar Pardo  
Facultad de Psicología, Universidad Católica de Colombia,  
Bogotá, Colombia

J. Martínez Cotrina  
Fac. Ciencias Sociales y Humanas,  
Universidad Externado de Colombia, Bogotá, Colombia

E. Font  
Instituto Cavanilles de Biodiversidad y Biología Evolutiva,  
Univ. Valencia, Valencia, Spain

M. L. Bohórquez Alonso · M. Molina-Borja (✉)  
Lab. Etología, Depto. Biología Animal, Univ. La Laguna,  
38206 La Laguna, Tenerife, Canary Islands, Spain  
e-mail: mmolina@ull.es

Pursuit-deterrent signals, which usually consist of auditory and/or visual signals, have been studied in birds (Alvarez 1993; Clark 2005; Murphy 2006; Randler 2006, 2007), mammals (Caro et al. 2004), and fish (Godin and Davis 1995). For example, stotting in gazelles is interpreted as a signal that reduces the probability of being attacked by predators (Caro 1986). In reptiles, several displays have been identified as possible pursuit-deterrent signals, including tail vibration, tail waving, and arm-waving in iguanid, lacertid, and teiid lizards (Dial 1986; Hasson et al. 1989; Leal and Rodríguez-Robles 1997a, b; Cooper 1998, 2001; Leal 1999; Cooper et al. 2004). Tail waving has also been described in a few scincid (*Carlia jarnoldae*, Langkilde et al. 2004) and gekkonid (Harris and Kluge 1984; Dial et al. 1989; Leuck et al. 1990; Downes and Shine 1998; Colli et al. 2003) species, but its role as a pursuit-deterrent signal has not been established. Sexual differences in antipredator behavior have been found in several species of reptiles, which may be associated with different predation risk between sexes (Shine et al. 2000; Plasman et al. 2007; VanHooydonck et al. 2007).

The yellow-headed gecko, *Gonatodes albogularis*, is a small diurnal gekkonid living in coastal to open tropical dry forest habitats (up to 1500 m a.s.l.) of Central and South America (Rivero-Blanco 1979). It lives in tree trunk crevices, logs, stone walls, and rock piles both in undisturbed habitats and near buildings. This gecko shows striking sexual color dimorphism: adult males have an orange to yellowish head and dark brown body color whereas females are more cryptic, with a spotted mosaic of grey to brown colors. Between the yellow–orange head and the dark body of adult males there is a thin stripe of light blue at each shoulder. Males with a yellowish head win more frequently in aggressive contests with other males and are preferred by females over those with an orange head (Ellingson 1994). Males suffer more predatory attacks than females (Ellingson 1994). Natural predators of this species include large lizards, snakes, birds, and mammals (Fitch 1973; Bello 2000).

There are few behavioral studies of wild yellow-headed geckos (Ellingson 1994), and no information is available regarding its antipredator behavior. However, during preliminary field observations, we noted that *G. albogularis* of both sexes showed a conspicuous undulating tail movement when an observer was in the vicinity or approaching them. These tail movements are different from those described in other gekkonid species in that, for example, the movements do not include a tail elevation component (see literature citations above and results below).

Here we report results of a field study of tail waving behavior in Colombian populations of the yellow-headed gecko. We tested predictions of pursuit-deterrent signaling theory:

1. prey approached slowly by a predator should display only when the predator is some distance away and then flee if further approached;
2. the pursuit-deterrent display should be performed more often when the predator is approaching than when it is stationary; and
3. prey should signal when stationary (Leal and Rodríguez-Robles 1997a).

We recorded the behavior of lizards in response to a human observer that was either stationary or approached the lizards simulating a predatory attack. Our objectives were:

1. to provide a detailed description of the tail display;
2. to quantify variation in tail displays with sex and predator distance; and
3. to compare the frequency of tail displays between an approaching and a stationary stimulus.

## Materials and methods

### Locations and recording methods

We selected three study sites to the southwest of Bogotá: Pandi (4°12'N, 74°29'W, 920 m a.s.l.), Melgar (4°12'N, 74°38'W, 320 m a.s.l.), and Carmen de Apicalá (4°08'N, 74°43'W, 323 m a.s.l.). The habitat at these sites consists of tropical forest with a bimodal annual pattern of rainfall (Holdridge et al. 1971; Gillespie et al. 2000) and with yarumo (*Cecropia*), lechero (*Calotropis procera*), cucharo (*Clusia multiflora*), roble (*Quercus humboldtii*), and bolsitas (*Bursera* sp.) as some of the main plant species. Mean annual temperatures at the three sites are around 28°C (IDEAM 2000). The sampling sites at Pandi and Carmen Apicalá encompassed several houses, and geckos were also found on their walls.

Reproductive periods are not known for our sampling sites but they may start with the onset of rainy seasons (March–April and September–October), as in the closely related *G. humeralis* (Miranda and Andrade 2003). Natural predators, including snakes, domestic cats, large saurophagous lizards, and some predatory birds are present in all three study sites (Aguilar and Martínez-Cotrina, unpublished observations).

At each site we conducted surveys along transects ca. 100 m long (30 min in duration) several times per day, in different parts of the habitat. Transects were separated by at least 20 m to avoid re-sampling the same geckos. Surveys were conducted during March–April of 2005 and 2006 by walking slowly (about a step every 2 s) between 11:00 and 15:00 hours, while searching for geckos visually with the aid of binoculars. For logistic reasons the number

of transects at each site was not the same. Because similar trends were found in data from each sampling locality, we pooled the data from all of them which summed up to 41 transects in the three study sites. The total number of geckos observed was 311 ( $\bar{x} = 8$  geckos/transect).

We used an approaching human observer as a predator surrogate. Similar methods have been used in many studies of escape and refuge use by lizards (Cooper et al. 2003; Cooper 2007) and other taxa (reviewed by Stankowich and Blumstein 2005; Stankowich and Coss 2006). A human acting as a predator has the drawback of not enabling recording of the response of predators to the behavior of the prey; however, the method is effective in work with lizards and enables investigation of whether the lizards' behavior conforms to predictions of pursuit-deterrent signaling theory (Hasson et al. 1989; Leal 1999; Cooper 2001).

Upon sighting a lizard, we recorded in a check-sheet its sex, the substrate where it was located (house wall, tree trunk, rock, etc.), and the behavior pattern it was performing. In some observations the observer stood motionless and recorded the behavior of any gecko found within a 10 m radius during 2 min. In others, lizards were approached slowly, and their behaviors were recorded. If the lizard undulated its tail, approaching stopped temporarily (2 min), and a reference mark was taken to allow measurement of the distance between the observer and the displaying gecko. Afterwards we resumed the approach until the animal fled, at which point we measured flight-initiation distance. We could not capture sighted animals to take body measurements.

After recording behavioral data from each animal, we measured:

1. the distance between the observer and the animal when first detected;
2. the height above the ground of the animal's initial location;
3. the distance between the observer and the gecko when the gecko first waved its tail.

We also measured ambient temperature (3 cm above ground level to the nearest 0.1°C) and humidity at the beginning and end of each transect. Mean temperature and relative humidity at ground level during recording days at the different sites were 33°C (range 29–38°C) and 65% (range 60–70%).

#### Data analyses

Data could not be assumed to be normally distributed (Kolmogorov–Smirnov tests; significant for all variables). We therefore used non-parametric Mann–Whitney *U* tests to compare height above ground, distance from the observer when first detected and when tail displays were

performed, and flight-initiation distance between male and female geckos. All statistical analyses were performed with SPSS 15.0.

We used separate *G* tests of independence (Sokal and Rohlf 1995) to analyze the significance of the association between sex of individuals and:

1. the frequency of tail-waving displays;
2. the distance from the observer when performing tail display; and
3. the frequency of tail display when the observer was approaching or remained stationary.

We used two-tailed tests and the significance level was set at  $\alpha = 0.05$ .

## Results

### Behavior patterns

When first detected, focal geckos performed the following behavior patterns: resting (31.5% of the geckos), tail display (30.1%), head turning (gazing toward the observer, 17.4%), eating (2.8%), running away to a refuge (2.1%), jumping (0.7%), and running (0.7%).

### Tail-display characteristics

The display typically performed by *Gonatodes albobularis* consists of a lateral sinusoidal movement of the entire tail with the tip somewhat curved laterally. Tail displays were performed by geckos standing on vertical or horizontal surfaces. While waving, the tail is held horizontally just above the substrate. The speed of the movement varies between slow (taking ca. 2 s for a complete swing of the tail) and more rapid (<1 s) tail waving. Tail displays typically occurred in bouts, each bout including several undulating movements. Both adult males and females performed the display, and any individual gecko could perform it several times (up to 3 bouts of tail waving in some cases). Individuals performed the display while remaining stationary and only fled if the observer continued approaching. Geckos never performed this tail display when fleeing or when they stopped after fleeing. In those behavioral observations when the observer was stationary, a few geckos performed the tail display both before and after spontaneously moving (3 cases, one male and two females, out of 17 observations of animals spontaneously moving).

### Location of lizards

Male and female individuals did not significantly differ in height above the ground when they were first located

(Mann–Whitney  $U$  test,  $Z = -1.15$ ,  $p > 0.05$ , Table 1). Mean flight-initiation distance also did not differ significantly between sexes ( $Z = -1.20$ ,  $p > 0.05$ , Table 1). However, when first detected (whether or not they performed a tail display) males were at a significantly greater distance from the observer than females ( $Z = -2.72$ ,  $p = 0.006$ ; Fig. 1, Table 1).

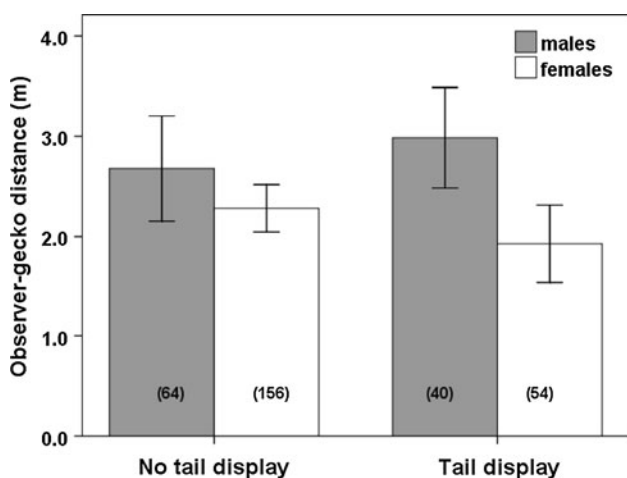
Sexual dimorphism in tail display

There was a significant association between sex and tail-waving display: more males (38.5%, 40 out of 104) performing tail-waving displays than females (25.7%, 54 out

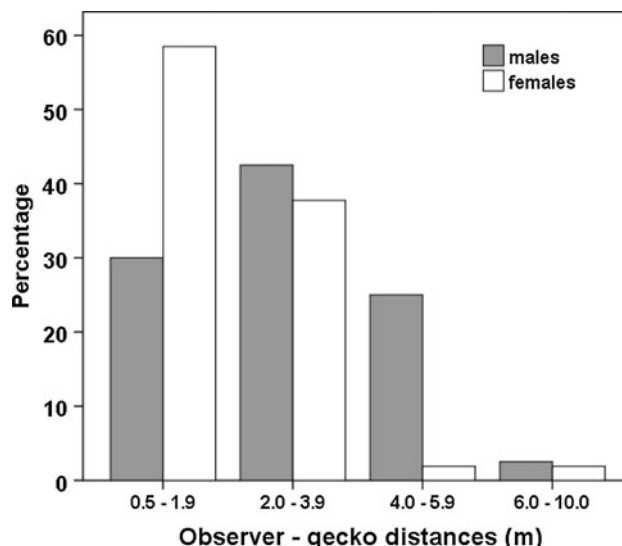
**Table 1** Descriptive statistics (median and interquartile distances) for height above ground, distance from the observer when geckos were first detected, and flight-initiation distance

	Males	Females
Height (m)		
Median	1.12	1.34
I.Q.	1.06	1.36
N	93	184
Distance (m)		
Median	2.38	2.0
I.Q.	2.31	1.77
N	93	184
Flight distance (m)		
Median	0.80	0.80
I.Q.	1.66	1.10
N	93	184

I.Q. Interquartile distance, N sample size



**Fig. 1** Mean ( $\pm 95\%$  CI) observer–gecko distance when first detected for male and female geckos that exhibited tail waving and for those that did not exhibit the tail display. Numerals in parentheses indicate sample size



**Fig. 2** Percentages of males and females showing tail display in different observer–gecko distance ranges

of 210) ( $G_{adj} = 5.24$ ,  $df = 1$ ,  $p < 0.05$ ). There was also a significant association between sex and distance from the observer at which individuals performed the tail-waving display ( $G_{adj} = 14.14$ ,  $df = 3$ ,  $p < 0.01$ , Fig. 2). Males displayed at a significantly greater distance from the observer than females (males  $2.99\text{ m} \pm 0.24$ , females  $1.93\text{ m} \pm 0.19$ ; Mann–Whitney  $U$  test,  $Z = -3.63$ ,  $p = 0.003$ , Fig. 2). Most displays were performed when the observer was at distances of between 0.5 and 4.0 m from the focal gecko. At very close and far distances individuals did not perform the tail display or performed it very infrequently (Fig. 2).

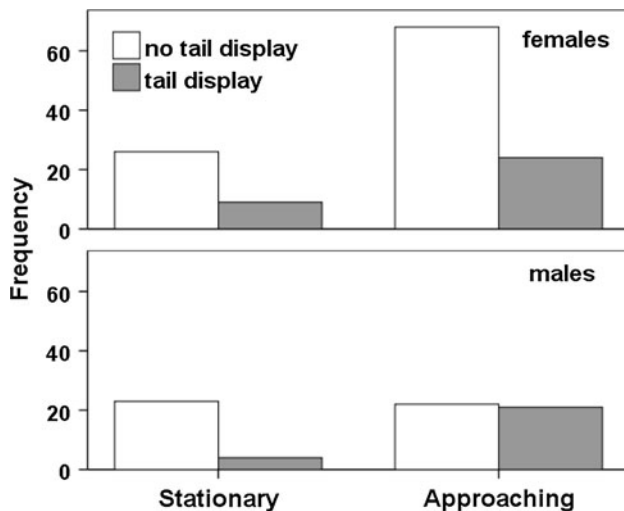
More males performed tail displays when the observer was approaching them (29 out of 58) than when the observer was stationary (4 out of 27) ( $G_{adj} = 10.26$ ,  $p < 0.01$ , Fig. 3). There was no significant association between observer behavior (approaching or stationary) and the number of individuals performing the tail display for females ( $G_{adj} = 0.00043$ ,  $df = 1$ ,  $p > 0.70$ , Fig. 3).

Of 14 cases in which we recorded individuals being near a conspecific, on eight occasions one of the geckos performed the tail display.

Discussion

Structure and function of tail displays

The tail display performed by *G. albogularis* when confronted by a simulated predator, with the tail waving close to the ground and parallel to it, is similar to that of some gekkonids from Australia (Bustard 1965; *Oedura lesuerurii*, Downes and Shine 1998). Other geckos show a different



**Fig. 3** Number of adult males ( $n = 85$ ) and females ( $n = 147$ ) showing tail wagging when the observer was stationary or approaching geckos

pattern, initially raising and then waving the tail (Bustard 1965; Johnson and Brodie 1974). The lateral movement of the tail during the display of *G. albogularis* also resembles the behavior performed in antipredator contexts by the iguanid *Callisaurus draconoides* (Hasson et al. 1989), the scincid *Eumeces laticeps* (Cooper 1998), and the lacertid *Acanthodactylus beershebensis* (Hawlena et al. 2006).

Other tail displays are used in social, aggressive or courtship contexts; in these the animals raise the tail and move it laterally while extending the four limbs or holding the belly off the substrate (several gekkonids, Marcellini 1977; *Gonatodes vittatus*, Demeter and Marcellini 1981; *Sphaerodactylus clenchi*, Leuck et al. 1990).

Our data support a pursuit-deterrent function for the tail display of *G. albogularis* because:

1. geckos performed the tail display while stationary (Leal and Rodríguez-Robles 1997a);
2. individuals showed tail display at intermediate distances (Cooper and Frederick 2007);
3. the individuals performed the tail display while standing on rocks or logs and never fled immediately;
4. neither adult males nor females have a bright contrasting tail color as required by the flash-concealment hypothesis (see below); and
5. geckos performed tail displays after the observer detected individuals and never when they stopped after fleeing.

A pursuit-deterrent function has been proposed for other lizard displays, for example: dewlap extensions and push-ups in *Anolis* (Leal and Rodríguez-Robles 1997a, b), tail-curling in *Leiocephalus* (Cooper 2001), and arm waving in *Cnemidophorus* (Cooper et al. 2004). In *Anolis cristatellus*,

antipredator arm waving is also associated with greater endurance of the individuals, thus being an honest signal of the lizard's capacity (Leal 1999).

Tail display of *G. albogularis* also occurred in a few observations both before initiating a movement and after stopping, when the simulated predator was stationary and far from the animals. These observations suggest that the display could also be used as a way to deflect an attack by an undetected predator; this deflective display (Arnold 1984, 1988; Dial and Fitzpatrick 1984; Greene 1988; Mori 1990) should occur when individuals are under threat of imminent attack by a detected predator and/or immediately after they stop following a bout of locomotion (Cooper 1998, 2001). In the latter case, the signal would be an efficient way of dealing with undetected ambush predators.

Another possible function is that of flash concealment: the sudden prey display followed by flight may confuse the predator about its position, and abort the attack. However, our observations do not support this hypothesis for the tail display of *G. albogularis*.

Because a proportion of tail displays were performed by geckos located close to conspecifics, it seems likely that the displays can also be used in social contexts. Therefore, our data show that the tail display of *G. albogularis* is used in different contexts and may be a multifunctional signal.

#### Sexual dimorphism in the tail-waving display

Although adults of both sexes performed similar undulating tail movements, our data demonstrate clear sexual dimorphism in the frequency of tail-waving display in *G. albogularis*, that is, males perform tail waving more frequently than females. Moreover, tail-waving by males is affected by the simulated predator's behavior, signaling more frequently when there is a greater predation risk (predator approaching).

Conspicuously colored male lizards attract more predators than cryptic colored individuals (Stuart-Fox et al. 2003; Husak et al. 2006). Free-ranging males of *G. albogularis* suffered more injuries than females and models of males received more attacks than models of females (Ellingson 1994), possibly because of the greater conspicuousness of males. That males in this study were detected from further away than females confirms the males' enhanced conspicuousness relative to females, at least to a human observer. The more intense predation pressure on males may explain the greater frequency of tail-waving by males than females, which show a cryptic dorsal coloration, and may also explain why males perform tail displays when further away from the simulated predator.

Sexual differences in antipredator behavior also occur in other reptiles: male garter snakes flee more frequently than females in response to a potential predator (Shine et al.



2000), but no significant difference was found for another snake species (Whitaker and Shine 1999). Cryptic females of several *Anolis* species had shorter flight-initiation distances and ran over shorter distances than conspicuously colored males (Vanhooydonck et al. 2007). Similarly, in *Crotaphytus dickersonae* males fled sooner and tended to use more the refuges than females, which probably indicates stronger predation pressure on males (Plasman et al. 2007). Therefore, as predator risk is generally higher for males than females (Ellingson 1994; Croft et al. 2006), the sexual differences in antipredator behavior of several species of reptiles, including *G. albogularis*, are in agreement with theoretical predictions (Caro 1995; Ruxton et al. 2004).

**Acknowledgments** We thank the Universidad Católica de Colombia for funding to perform the study. Universidad Externado de Colombia also supported some logistic actions. We also thank the students Cristian Camilo Rincón Mendieta, Diego Armando Plazas Burgos, Diana Marcela Rojas Lara, and Jorge Alberto Cure Arango, and Professor M.L. Calderón for their help during logistic operations in the field. The International Relationships Office of the University of La Laguna provided financial support for the travel of M. Molina-Borja to Colombia to participate in the research.

## References

- Alvarez F (1993) Alertness signalling in two rail species. *Anim Behav* 46:1229–1231
- Arnold EN (1984) Evolutionary aspects of tail shedding in lizards and their relatives. *J Nat Hist* 18:127–169
- Arnold EN (1988) Caudal autotomy as a defense. In: Gans C, Huey RB (eds) *Biology of the reptilia. Ecology B. Defense and life history*, vol 16. Alan R. Liss, New York, pp 235–276
- Bello RE (2000) *Anolis* sp and *Gonatodes albogularis* (yellow-headed gecko). *Predation. Herpetol Rev* 31:239–240
- Bustard HR (1965) Observations on Australian geckos. *Herpetologica* 21:294–302
- Caro TM (1986) The function of stotting: a review of hypotheses. *Anim Behav* 34:663–684
- Caro TM (1995) Pursuit-deterrence revisited. *TREE* 10:500–503
- Caro TM, Graham CM, Stoner CJ, Vargas JK (2004) Adaptive significance of antipredator behaviour in artiodactyls. *Anim Behav* 67:205–228
- Clark RW (2005) Pursuit-deterrent communication between prey animals and timber rattlesnakes (*Crotalus horridus*): the response of snakes to harassment displays. *Behav Ecol Sociobiol* 59:258–261
- Colli GR, Mesquita DO, Rodrigues PVV, Kitayama K (2003) Ecology of the gecko *Gymnodactylus geckoides amarali* in a Neotropical Savanna. *J Herpetol* 37:694–706
- Cooper WE Jr (1998) Reactive and anticipatory display to deflect predatory attack to an autotomous lizard tail. *Can J Zool* 76:1507–1510
- Cooper WE Jr (2001) Multiple roles of tail display by the curly-tailed lizard *Leiocephalus carinatus*: pursuit deterrent and deflective roles of a social signal. *Ethology* 107:1137–1149
- Cooper WE Jr (2007) Escape and its relationship to pursuit-deterrent signalling in the Cuban curly-tailed lizard *Leiocephalus carinatus*. *Herpetologica* 63:144–150
- Cooper WE Jr, Frederick WG (2007) Optimal flight-initiation distance. *J Theor Biol* 244:59–67
- Cooper WE Jr, Pérez-Mellado V, Baird T, Baird TA, Caldwell JP, Vitt LJ (2003) Effects of risk, cost, and their interaction on optimal escape by nonrefuging Bonaire whiptail lizards, *Cnemidophorus murinus*. *Behav Ecol* 14:288–293
- Cooper WE Jr, Pérez-Mellado V, Baird TA, Caldwell JP, Vitt LJ (2004) Pursuit deterrent signalling by the Bonaire whiptail lizard *Cnemidophorus murinus*. *Behaviour* 141:297–311
- Croft DP, Morrell LJ, Wade AS, Piyapong C, Ioannou CC, Dyer JRG, Chapman BB, Wong Y, Krause J (2006) Predation risk as a driving force for sexual segregation: a cross-population comparison. *Am Nat* 167:867–878
- Demeter BJ, Marcellini DL (1981) Courtship and aggressive behaviour of the streak lizard (*Gonatodes vittatus*) in captivity. *Herpetologica* 37:250–256
- Dial BE (1986) Tail display in two species of iguanid lizards: a test of the ‘predator signal’ hypothesis. *Am Nat* 127:103–111
- Dial BE, Fitzpatrick LC (1984) Predator escape success in tailed versus tailless *Scincella lateralis* (Sauria: Scincidae). *Anim Behav* 32:301–302
- Dial BE, Weldon PJ, Curtis B (1989) Chemosensory identification of snake predators (*Phyllorhynchus decurtatus*) by banded geckos (*Coleonyx variegatus*). *J Herpetol* 23:224–229
- Downes S, Shine R (1998) Sedentary snakes and gullible geckos: predator–prey coevolution in nocturnal rock-dwelling reptiles. *Anim Behav* 55:1373–1385
- Ellingson JM (1994) Natural and sexual selection on coloration in the diurnal gecko *Gonatodes albogularis*. Unpublished Ph.D. thesis, University of Texas at Austin, USA
- Fitch HS (1973) A field study of Costa Rican lizards. *Univ Kans Sci Bull* 50:39–126
- Gillespie TW, Grijalva A, Farris CN (2000) Diversity, composition, and structure of tropical dry forests in Central America. *Plant Ecol* 147:37–47
- Godin JG, Davis SA (1995) Who dares benefits: predator approach behaviour in the guppy (*Poecilia reticulata*) deters predator pursuit. *Proc R Soc Lond B* 259:193–200
- Greene HW (1988) Antipredator mechanisms in reptiles. In: Gans C, Huey RB (eds) *Biology of the reptilia. Ecology B. Defense and life history*, vol 16. Alan R. Liss, New York, pp 1–152
- Harris DM, Kluge AG (1984) The *Sphaerodactylus* (Sauria: Gekkonidae) of Middle America. *Occas Pap Mus Zool Univ Mich* 706:1–59
- Hasson O, Hibbard R, Ceballos G (1989) The pursuit deterrent function of tail-wagging in the zebra-tailed lizard (*Callisaurus draconoides*). *Can J Zool* 67:1203–1209
- Hawlena D, Bochnik R, Abramsky Z, Bouskila A (2006) Blue tail and striped body: why do lizards change their infant costume when growing up? *Behav Ecol* 17:889–896
- Holdridge LR, Grenke WC, Hatheway WH, Liang T, Tosi JA (1971) *Forest environments in tropical life zones: a pilot study*. Pergamon Press, Oxford
- Husak JF, Macedonia JM, Fox SF, Saucedo RC (2006) Predation cost of conspicuous male coloration in collared lizards (*Crotaphytus collaris*): an experimental test using clay-covered model lizards. *Ethology* 112:572–580
- IDEAM (2000) <http://www.ideam.gov.co/>
- Johnson JA, Brodie ED (1974) Defensive behaviour of the western banded gecko, *Coleonyx variegatus*. *Anim Behav* 22:684–687
- Langkilde T, Schwarzkopf L, Alford RA (2004) The function of tail displays in male rainbow skinks (*Carlia jarnoldae*). *J Herpetol* 39:325–328
- Leal M (1999) Honest signalling during prey–predator interactions in the lizard *Anolis cristatellus*. *Anim Behav* 58:521–526

- Leal M, Rodríguez-Robles JA (1997a) Signalling displays during predator–prey interactions in a Puerto Rican anole, *Anolis cristatellus*. *Anim Behav* 54:1147–1154
- Leal M, Rodríguez-Robles JA (1997b) Antipredator responses of the Puerto Rican giant anole *Anolis cuvieri* (Squamata: Polychrotidae). *Biotropica* 29:372–375
- Leuck BE, Hughes KW, Cheng HY (1990) Social displays of experimentally paired dwarf geckos (*Sphaerodactylus clenchi*). *J Herpetol* 24:416–418
- Marcellini D (1977) Acoustic and visual display behavior of gekkonid lizards. *Am Zool* 17:251–260
- Miranda JP, Andrade GV (2003) Seasonality in diet, perch use, and reproduction of the gecko *Gonatodes humeralis* from eastern Brazilian Amazon. *J Herpetol* 36:433–438
- Mori A (1990) Tail vibration of the Japanese grass lizard *Takydromus tachydromoides* as a tactic against a snake predator. *J Ethol* 8:81–88
- Murphy TG (2006) Predator-elicited visual signal: why the turquoise-browed motmot wag-displays its racketed tail. *Behav Ecol* 17:547–553
- Plasman M, Duchateau MJHM, Macedonia JM (2007) Anti-predation behaviour of Dickerson's collared lizard, *Crotaphytus dickersonae*. *Anim Biol* 57:231–246
- Randler C (2006) Is tail wagging in white wagtails, *Motacilla alba*, an honest signal of vigilance? *Anim Behav* 71:1089–1093
- Randler C (2007) Observational and experimental evidence for the function of tail flicking in Eurasian Moorhen *Gallinula chloropus*. *Ethology* 113:629–639
- Rivero-Blanco C (1979) The neotropical lizard genus *Gonatodes* Fitzinger (Sauria: Sphaerodactylinae). Unpublished Ph.D. thesis, Texas A&M University, College Station, Texas, USA
- Ruxton GD, Speed M, Sherratt TN (2004) Avoiding attack: the evolutionary ecology of crypsis, warning signals and mimicry. Oxford University Press, Oxford
- Shine R, Olsson MM, LeMaster MP, Moore IT, Mason RT (2000) Effects of sex, body size, temperature, and location on the antipredator tactics of free-ranging gartersnakes. *Behav Ecol* 11:239–245
- Sokal RR, Rohlf FJ (1995) Biometry: the principles and practice of statistics in biological research, 3rd edn. Freeman, New York
- Stankowich T, Blumstein DT (2005) Fear in animals: a review and meta-analysis of risk assessment. *Proc R Soc Lond B* 272:2627–2634
- Stankowich T, Coss RG (2006) Effects of predator behavior and proximity on risk assessment by Columbian black-tailed deer. *Behav Ecol* 17:246–254
- Stuart-Fox DM, Moussalli A, Marshall NJ, Owens IPF (2003) Conspicuous males suffer higher predation risk: visual modelling and experimental evidence from lizards. *Anim Behav* 66:541–550
- Vanhooydonck B, Herrel A, Irschick DJ (2007) Determinants of sexual differences in escape behavior in lizards of the genus *Anolis*: a comparative approach. *Integr Comp Biol* 47:200–210
- Vitt LJ, Congdon JD, Dickson NA (1977) Adaptive strategies and energetics of tail autotomy in lizards. *Ecology* 58:326–337
- Whitaker PB, Shine R (1999) Responses of free-ranging brownsnakes (*Pseudonaja textiles*: Elapidae) to encounters with humans. *Wildl Res* 26:689–704
- Woodland DJ, Jaafar Z, Knight ML (1980) The 'pursuit deterrent' function of alarm signals. *Am Nat* 115:748–753
- Ydenberg RC, Dill LM (1986) The economics of fleeing from predators. *Adv Stud Behav* 16:229–249