



2019

SCIENTIFIC REPORT

INCLIVA | VLC
Health Research Institute

Published by:

Fundación Investigación Hospital Clínico Universitario de Valencia

INCLIVA Health Research Institute

Avd. Menéndez Pelayo, 4 Accesorio - 46010 Valencia

Direction:

Andrés Cervantes Ruipérez MD PhD, General Director

Coordination and writing:

Scientific Management Department

Fundación Investigación Hospital Clínico Universitario de Valencia

INCLIVA Health Research Institute

Design and layout:

Marta Ballester Collado

1. Introduction	5
2. INCLIVA origin and structure	9
2.1 History	11
2.2 Organizational structure	12
2.3 Core facilities	17
3. INCLIVA global analysis	18
3.1 Scientific production global analysis	21
3.2 Financial resources	24
3.3 Cooperative research networks	28
3.4 Knowledge transfer activities	29
4. Scientific activity	35
4.1 Scientific structure	37
4.2 Scientific translational programs	38
4.2.1 Overweight and cardiovascular and renal risk	38
4.2.2 Myocardial ischemic damage	40
4.2.3 Rare diseases	42
4.2.4 Neurological impairment	44
4.2.5 Translational oncology	47
4.2.6 Reproductive medicine	49
4.2.7 Aging and its associated diseases	51
4.3 Research areas	54
4.3.1 Cardiovascular area	56
4.3.2 Oncology area	88
4.3.3 Metabolism and organic damage area	119
4.3.4 Reproductive medicine area	163
4.4 Hospital division research area	170
4.5 Other scientific contributions from scientific platforms	200
4.5.1 Biobank	200
4.5.2 Oncology Phase I clinical trials unit	207
4.5.3 Innovation Platform ITEMAS	208
4.5.4 Spanish Clinical Research Network (SCReN), Clinical Research and Clinical Trials of the Clinical Trials Platform (UICEC INCLIVA)	209
4.5.5 Precision Medicine	213
4.5.6 Bioinformatics and Biostatistics	215
5. Clinical trials and other studies	219
5.1 Activity of the Ethical Committee for investigation with medicinal products (CEIm)	221
5.2 Clinical research activity performed by the Valencia Clínico-Malvarrosa Health Department	223
6. Initiatives for research promotion	229
6.1 Grants for external fellowships	232
7. Communication	235
7.1 Highlights	237
7.2 Communication indicators 2019	240
8. INCLIVA social initiatives	243
8.1 Philanthropic projects	245
8.2 Private philanthropic donations and acknowledgments	249
9. Publication list. List of scientific publications derived from IIS activity in 2019	251



intro- duc- tion

INCLIVA SCIENTIFIC REPORT 2019

As an accredited biomedical research center, INCLIVA Health Research Institute takes into consideration the biological complexity of life when planning research strategies, opting for integrative and multidisciplinary work methods. We are proud to announce that this approach has enhanced research excellence at our institute in 2019, resulting in an increased scientific production and a greater number of research projects and clinical trials developed.

Our researchers have submitted 596 articles which have earned over 3,400 impact factor points. The quality of our published scientific production is also noteworthy: articles published in journals in the first and second quartiles of their respective categories accounted for 50% and 20% of total production, respectively. In this regard, we underscore an average impact factor per article of nearly six points. During 2019 INCLIVA maintained almost 109 competitive projects active, and the participation in postgraduate programs has led to 52 doctoral theses defended, 11 of them with European mention.

Our researchers have also been highly successful in European Commission competitive calls, reaching near five million euros of funding in the areas of oncology, big data and artificial intelligence, women's health, personalized medicine, aging and fragility. It also highlights our participation in international networks such as the Big Data Value Association (BDVA), the European Infrastructure for Translational Medicine (EATRIS), the European high-capacity screening network (EU-OPENSREEN) and the global Networking in Personalized Cancer Medicine (WIN) initiative.

Likewise, INCLIVA is the coordinator center of the new European project Human Uterus Cell Atlas (HUTER), led by Prof Carlos Simón. This project, under the umbrella of the international initiative Human Cell Atlas (HCA), involves partners from UK, Sweden and Estonia and will be running along the next two years (2020-2021). Over this year we launched the Precision Medicine Platform, a new support platform for our researchers to develop and promote targeted therapies, and we have also continued to invest in research platforms, dedicating one and a half million euros to new technologies.

Additionally, our Ethical Committee for investigation with medicinal products (CEIm) was one of the first two ones to receive this accreditation in the Valencian Community. In fact, our CEIm has served as the benchmark committee in 54 studies since the new legislation was adopted in 2016, and throughout 2019 we have initiated 159 new clinical studies, with a total of 508 active this year.

Continuing with the institute's quality and excellence strategy, this year an important milestone has been reached by the accreditation in good clinical practices and certification of compliance with the ISO: 9001 quality standard for the Phase I Clinical Trials Unit of Oncology. This recognition, in addition to evidencing the commitment of management and staff to permanently achieve good results, will enhance the ability to attract relevant studies to INCLIVA in the coming years.

1 introduction

INCLIVA Health Research Institute is committed to establishing and developing policies for equality of treatment and opportunities in all areas of activity, from selection to promotion, passing through salary policies, training, labour and employment conditions, occupational health, regulation of working hours and work-family policies, adopting the equality of opportunity principle. INCLIVA is committed to the European Charter for Researchers and the Code of Conduct for the Recruitment of Researchers (Charter&Code) through the development of the Human Resources Strategy for Researchers - HRS4R and its Open, Transparent and Merit-based recruitment policy (OTM-R). INCLIVA's HRS4R action plan was approved by the EU on 2019 and should be developed during the next years.

In addition, the Innovation Unit of INCLIVA gives support to researchers in the translational process from scientific knowledge to clinical practice. Besides, Innovation Unit is responsible for detecting ideas, evaluating them and facilitating their access to the market. This year, the Innovation Unit of INCLIVA has obtained a grant from the *Agencia Valenciana de Innovación (AVI)* in order to reinforce innovation within the *Hospital Clínico de Valencia*, improve the management of innovation projects according to the UNE166002 system and promote the diffusion of the innovation carried out in INCLIVA.

Another success that the Innovation Unit has had this year is the income it has received from more than 10 million euros with the aim of creating a new Spin-Off for the treatment of sepsis (HISTOS).

Finally, as general and scientific director of INCLIVA I would like to thank all the people who form part of this institute, the board of trustees and the governing board, the external and internal scientific committees, the technical and management staff, and the researchers, without whose commitment, effort and creativity our institution's current strong growth and leading position would not be possible.

We have to remember that our main duty is to serve patients and eventually the whole society looking for useful solutions and actions to improve quality of life of our citizenship. Therefore, we must continue growing and generating high quality research. Our knowledge, and the breakthroughs results, needs to be transferred as soon as possible to clinical practice to facilitate progress in a sustainable public health system.

origin & struc- ture

INCLIVA SCIENTIFIC REPORT 2019

2.1. History

The *Hospital Clínico Universitario de Valencia* Research Foundation was constituted in the year 2000 as the first Valencian research foundation affiliated to a public hospital. Ten years later, various centers of excellence in biomedical research from the University of Valencia and IUIVI (Valencian Infertility Institute) joined the Foundation through the establishment of specific agreements, and thus INCLIVA Health Research Institute was created.

INCLIVA's main aims are to manage the biomedical research carried out by the *Hospital Clínico Universitario de Valencia* and its Health Department, and to encourage teaching and scientific activities, thus improving patient treatment and knowledge sharing.

In 2011 INCLIVA was accredited as a Health Research Institute by the Ministry of Science and Innovation (*Ministerio de Ciencia e Innovación*) thus obtaining preferential treatment from the Carlos III Health Institute (*Instituto de Salud Carlos III*), in recognition of its excellence in research.

During 2016 INCLIVA received the official notification of renewal of its accreditation as Health Research Institute for the next five years.



INCLIVA origin and structure

2.2. Organizational structure

2.2.1. Government structure

The highest government body in the Foundation, the Board of Trustees is headed by the Regional Minister for Health of the Valencian Government. This body appoints a Board of Governors –headed by the Chief Executive Officer of the Health Department– the General Director, the Scientific Director and the Financial Director. These are guided by two Research Committees: the External Scientific Committee and the Internal Scientific Committee.

2.2.1.1 Board of Trustees

With a strong representation from the Valencian community, it is the highest collegiate body in the Institute and its function is to establish INCLIVA strategy and policies.

As at December 31st 2019, its members are as follows:

President, Ms. Ana Barceló Chico, Regional Minister for Health of the Valencian Government

Vice-president, Dr. Álvaro Bonet, Chief Executive Officer of the *Hospital Clínico Universitario of Valencia* and of the Valencia Clínico – Malvarrosa Health Department

Board members

- Mrs. María Vicenta Mestre, Distinguished Dean of the University of Valencia
- Dña. Concha Andrés Sanchis, Autonomous Secretary of Efficiency and Health Technology of the *Conselleria de Sanidad Universal y Salud Pública* (Autonomous Public Health Department) of the Valencian Government
- Dr. Javier Burgos Muñoz, General Director of Research and High Sanitary Inspection of the *Conselleria de Sanidad Universal y Salud Pública* (Autonomous Public Health Department) of the Valencian Government
- Mrs. Emilia Adán García, President of the Social Council of the University of Valencia
- Prof. Carlos Simón, Scientific Director of the IGENOMIX

Foundation

- Prof. Francisco Javier Chorro, Distinguished Dean of the Faculty of Medicine of the University of Valencia
- Mr. José Bernardo Noblejas Pérez, Valencia Chamber of Commerce
- Dr. María Ángela Nieto Toledano, *Instituto de Neurociencias de Alicante CSIC*
- Mr. Rafael Alcón Traver, President of Bancaja Foundation
- Mr. Joaquín Santo, Valencian Council of Culture
- Mr. Juan López-Trigo Pichó, Cañada Blanch Foundation
- Dr. Andrés Cervantes Ruipérez, INCLIVA General Director

Board members under own name

- Mr. Carlos Pascual
- Mr. Joaquín Ortega Serrano
- Dr. Ana Lluch Hernández
- Mr. Tomás Trénor Puig
- Mr. Manuel Delgado Rodríguez, Board of Trustees Secretary

2.2.1.2 Board of Governors

The Board of Governors executes and enforces the Board of Trustees agreements. Other duties are to prepare and approve activities and research project proposals and to decide on and allocate the budgetary means.

As at December 31st 2019, its members are as follows:

President, Dr. Álvaro Bonet Pla, Chief Executive Officer of the *Hospital Clínico Universitario de Valencia* and of the Valencia Clínico – Malvarrosa Health Department

Vice-president, Prof. Francisco Javier Chorro, Distinguished Dean of the Faculty of Medicine of University of Valencia

General Director, Dr. Andrés Cervantes Ruipérez, INCLIVA General Director

Secretary General, Ms. Maite Sáenz González

Board members:

- Mr. Vicente de Juan Martín, Financial-Administrative Director
- Dr. Ana Sanmartín Almenar, Primary Care Director of the *Hospital Clínico Universitario de Valencia* and of the Valencia Clínico – Malvarrosa Health Department
- Dr. Jorge Navarro Pérez, Medical Director of *Hospital Clínico Universitario de Valencia* and of the Valencia Clínico – Malvarrosa Health Department
- Dr. Javier Burgos Muñoz, General Director of Research and

High Sanitary Inspection of the *Conselleria de Sanidad Universal y Salud Pública* (Autonomous Public Health Department) of the Valencian Government

- Dr. Pascual Medina Besó, Coordinator of Central Medical Research Unit of the Faculty of Medicine of University of Valencia
- Dr. Manuel Alós, Head of the Pharmacy Service of *Hospital Clínico Universitario de Valencia* and of the Valencia Clínico – Malvarrosa Health Department
- Dr. Marina Soro, President of Clinical Research Ethics Committee
- Prof. Federico Pallardó, Professor of the Department of Physiology of the University of Valencia
- Prof. Carlos Simón, IGENOMIX Foundation

2.2.1.3 General and Scientific Director

Andrés Cervantes Ruipérez is Professor of Medicine at the University of Valencia and Head of the Oncology Service of the *Hospital Clínico Universitario de Valencia* at the INCLIVA Health Research Institute.

His training as a resident medical intern took place at the *Hospital Clínico Universitario de Valencia*. After completing this residency he obtained a predoctoral fellowship at the Free University Hospital in Amsterdam, where he obtained his Doctorate in the laboratory of cellular pharmacology, with work on multidrug resistance.

His area of interest and research is cancer, as well as phase I trials and new drugs development.

As a clinical researcher in rectal cancer, he has published several papers on the quality of multidisciplinary work as well as on evaluating the quality of mesorectal surgery, how to optimize initial therapy choices and especially, how to treat cancer of the upper third of the rectum.

He is the Elected President of the European Society of Medical Oncology (ESMO) since July 2019.

INCLIVA origin and structure

2.2.1.4 External Scientific Committee

The External Scientific Committee assesses the collegiate government bodies on research carried out and safeguards the quality of that research.

Its national and international members are appointed by the Board of Trustees, who chooses at least one expert in every INCLIVA priority area of research. It is constituted by well-known professionals renowned within the scientific community.

The composition of the External Scientific Committee as at December 31st 2019, its members are as follows:

President, Dr. Javier Díez. Professor of Medicine, University of Navarra. Director of the Cardiovascular Sciences Area, Center for Applied Medical Research (CIMA). University of Navarra

Members

- Dr. Antonio Vidal-Puig. Professor of Molecular Nutrition and Metabolism, University of Cambridge. Honorary consultant in metabolic medicine. Metabolic research laboratories. Addenbrooke's Hospital, Cambridge, United Kingdom
- Dr. Josep Taberner. Head of the Medical Oncology Service. Vall d'Hebrón Hospital.
- Dr. José María Medina. Professor of Biochemistry and Molecular Biology. University of Salamanca. Institute of Neurosciences of Castilla y León, INCYL
- Dr. Juan Carlos Lacal Sanjuán. Research Professor at the CSIC. Institute of Biomedical Research, Madrid
- Dr. Manuel Tena Sempere. Professor of University. Department of Cell Biology, Physiology and Immunology. University of Cordoba

2.2.1.5 Internal Scientific Committee

INCLIVA's Internal Scientific Committee is advisory to the General Director and the Scientific Director, evaluating and supervising the scientific content of the research areas.

As at December 31st 2019, the Committee composition is as follows:

President, Dr. Andrés Cervantes Ruipérez, INCLIVA General Director

Members

- Dr. Ana Sanmartín Almenar, Primary Care Director of the *Hospital Clínico Universitario de Valencia* and of the Valencia Clínico – Malvarrosa Health Department
- Dr. Jorge Navarro Pérez, Medical Director of *Hospital Clínico Universitario de Valencia* and of the Valencia Clínico – Malvarrosa Health Department
- Dr. Julio Núñez, Associate Professor of the Department of Medicine of the University of Valencia, Attached to the Scientific Direction
- Dr. Vicente Bodí, Professor of the Department of Medicine of the University of Valencia
- Dr. Josep Redón, Professor of the Department of Medicine of the University of Valencia, Head of the Internal Medicine Service of the *Hospital Clínico Universitario de Valencia* and of the Valencia Clínico – Malvarrosa Health Department
- Dr. Federico Pallardó, Professor of the Department of Physiology of the University of Valencia
- Dr. María Jesús Sanz Ferrando, Professor of the Department of Pharmacology at the University of Valencia
- Dr. Ana Lluch Hernández, Emeritus Professor of the Department of Medicine of the University of Valencia
- Dr. María del Mar Tormo García, Oncologist at the *Hospital Clínico Universitario de Valencia* and of the Valencia Clínico – Malvarrosa Health Department Hematology Service

2.2.1.6 Ethical Committee for investigation with medicinal products (CEIm)

The Ethical Committee for investigation with medicinal products (CEIm) of the *Hospital Clínico Universitario de Valencia* is the independent body whose task is to safeguard the protection of the rights, security and welfare of the subjects taking part in a clinical trial or research project.

Among others tasks, this Committee assesses the protocol, the aptitude of the participating researchers, the adequacy of the center's facilities, and ensures the use and quality of the Fact Sheet for Patients in order to secure the informed consent.

The members of the CEIm in the *Hospital Clínico Universitario de Valencia*, dated December 31st 2019, are the following:

President, Dr. Marina Soro Domingo, Head of Section of the Anesthesiology and Reanimation Unit

Vice-president, Prof. Esteban Morcillo Sánchez, Clinical pharmacologist

Secretary, Dr. Julio Palmero Da Cruz, Head of Radiodiagnosis Service

Members

- Dr. Manuel Alós Almiñana, Head of the Pharmacy Department
- Dr. Diego V. Cano Blanquer, Hospital Pharmacist
- Mrs. M^a José Tarín Blasco, Law Degree
- Dr. José Luis Trillo Mata, Primary Care Pharmacist
- Mrs. M^a Ángeles Mora Pla, Nurse
- Dr. Luis González Luján, Primary Attention doctor
- Prof. Joaquín Ortega Serrano, Head of the General Surgery Service
- Dr. Patricia Roselló Millet, Specialist of the Pediatrics Department
- Dr. Ricardo Ruiz Granell, Head of Section of Cardiorhythmology of Cardiology Department
- Dr. M^a Jesús Puchades Montesa, Specialist of the Nephrology Department
- Dr. José Alejandro Pérez Fidalgo, Specialist of the Oncology Department
- Dr. Tania Fleitas Kanonnikoff, Specialist of the Oncology Department
- Dr. M^a Luisa Calabuig Muñoz, Médico Specialist of the Hematology Department
- Dr. Antonio Peláez Hernández, Allergy Specialist

- Dr. Francisco Dasí Fernández, Stabilized Miguel Servet Researcher

- Mr. Luis Miguel Bayo Calaforra, "Amics de la Gent Major" Foundation

- Mr. Rafael Barajas Cenobio, Responsible for Quality and Data Protection INCLIVA

- Mrs. Vanesa Carretero López, Coordinator

- Mrs. Maialen Llopis, Administrative

Technical Secretary

Dr. Julio Palmero Da Cruz, Head of Radiodiagnosis Service

Administrative Secretary

Vanesa Carretero López

Maialen Llopis Maiztegui

email: ceic_hcv@gva.es

phone number: 96 197 39 76

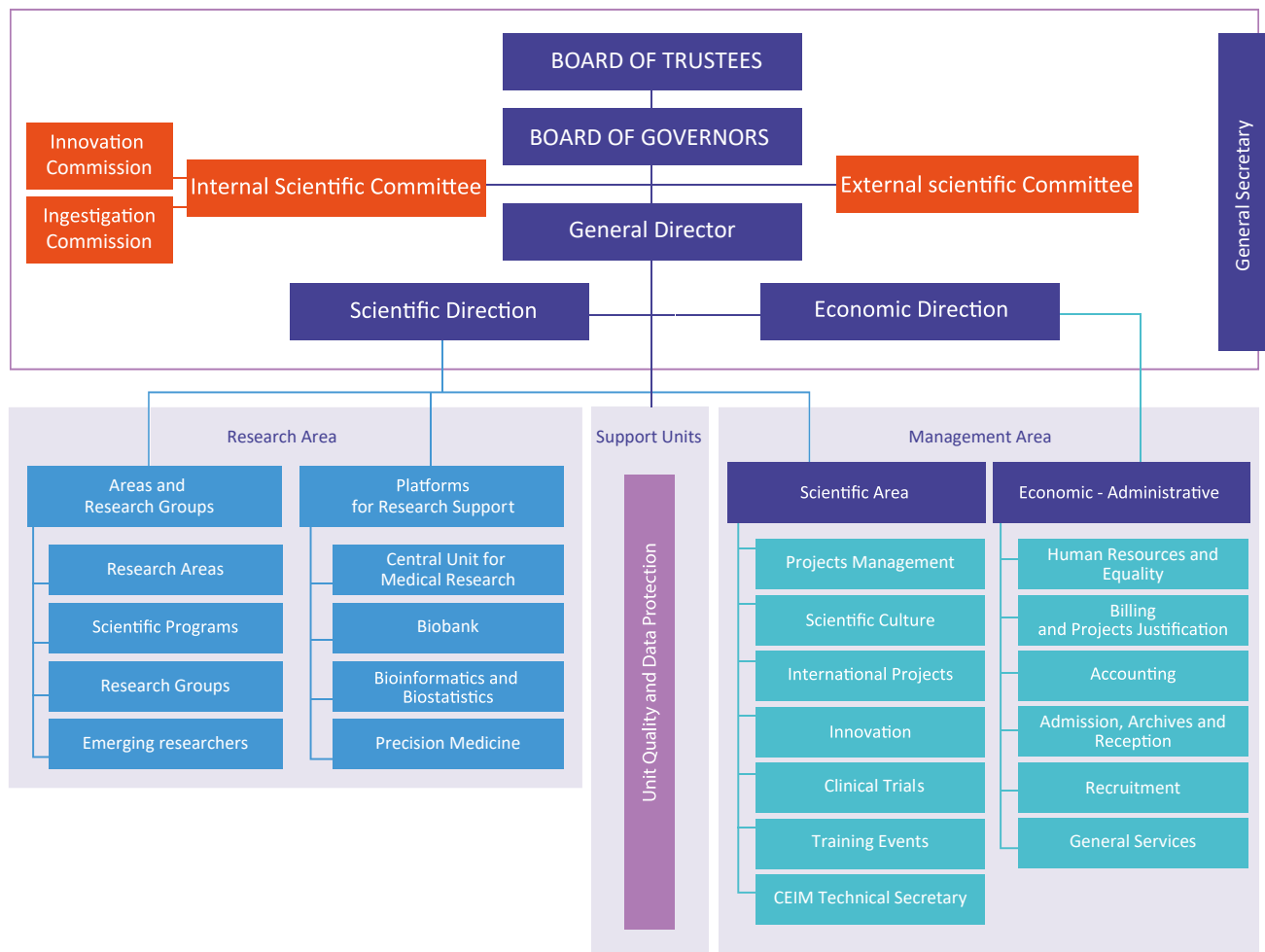
INCLIVA origin and structure

2.2.2. Management structure

The organizational chart, approved at the Board of Trustees held on December 4, is comprised of two sub-directorates, economic and scientific.

The first sub-directorate is in charge of the administrative area, which deals with the financial and administrative matters as well as with human resource management.

The second is in the charge of the scientific activity management and innovation. It is responsible for integral scientific management that includes controlling and monitoring clinical trials and research projects, organizing courses, conferences and seminars, and several tasks related to general administration. Furthermore, it acts as an administrative support to the different affiliated scientific committees and to the Medical Research Central Unit. It comprises the innovation area in charge of quality and planning, innovation management, international programs and scientific and innovative culture promotion (UCCI).



INCLIVA origin and structure

Economic Area:

- Financial-Administrative Director: Mr. Vicente de Juan
- Financial-Administrative Subdirector: Ms. Consuelo López
- Human Resources and Equality Unit: Ms. Ruth Cano and Ms. Anabel Gil
- Invoicing and Receiving Unit: Ms. Vera Marín
- Accounting and Invoicing Unit: Ms. M^a José Rosalén
- Financial Unit: Ms. Consuelo López and Ms. Karen Iglesias
- General registry Unit: Ms. Alicia Belenguer
- Purchasing Unit: Ms. Isabel Gomis
- General Services Unit: Ms. Cristina García
- Receptionists: Ms. Carmen Montagud, Ms. Lucía Toledo

Scientific Management Area:

- Scientific Subdirector: Dr. Marta Peiró
- Project Management Unit: Ms. Mayca Román
- Scientific Culture Unit: Ms. Cristina García, Ms. Mayca Román

- International projects Unit: Dr. Ana Ferrer, Ms. M^a Rosario Penadés Jordá, Dr. Ana Valero Rello
- Innovation Management Unit: Dr. Pedro Fernández
- Clinical Trials Management Unit: Ms. Dolores Iglesias, Ms. Laura Silla, Ms. Maialen Llopis, Ms. Vanesa Carretero
- Clinical Trials Platform: Ms. Ana Portolés, Ms. Mireia Hernández, Ms. Mercedes Peris
- Training Events Unit: Ms. Cristina García, Ms. Mayca Román
- CEIM Technical Secretary: Ms. Vanesa Carretero, Ms. Alba Loras
- Web content manager with multimedia specialty: Ms. Marta Ballester

Data Quality and Protection: Mr. Rafael Barajas

Secretary General

- Head: Ms. Maite Saenz
- Technician: Ms. Lorena Munuera

2.3. Core Facilities

In 2004 INCLIVA and the Central Service for Experimental Research Support (SCIE) of the University of Valencia signed a collaboration agreement aimed at enhancing cooperation between both institutions, with special emphasis on research projects and collective research activities. It gives *Hospital Clínico Universitario de Valencia* research staff access to and use of the Central Unit for Medical Research facilities as well as research stay opportunities.

The Central Unit for Medical Research (UCIM) was created thanks to FEDER funds in 1990. From its inception, it has received several grants from both University of Valencia and INCLIVA funds, as well as from external funds (*Comisión Interministerial de Ciencia y Tecnología, Generalitat Valenciana* and *Fondo de Investigaciones Sanitarias*).

In addition to these support units, INCLIVA has four additional platforms: the Biobank, the Bioinformatics Unit, the Precision Medicine Unit and the Cytogenetics Laboratory. The latter was created as such in 2013, through a Carlos III Health Institute PROMIIS grant program to improve infrastructures. These laboratories are supported by several research technicians and technical assistants included in the organization's structure thanks to diverse public grants or directly from the University budget.

The research support platforms are:

- Cell Culture Unit
- Flow Cytometric Unit
- Multigenic Analysis Unit
- Confocal Microscopy Unit
- Sequenom Platform
- Personal Autonomy, Dependence and Severe Mental Disorders Assessment Unit
- Laboratory of Molecular Imaging and Metabolomics
- Animal Housing and Experimental Operating Theaters Unit
- Proteomics Unit
- Small Animals PET/CT Camera and Laboratory for Radioactive Isotopes

INCLIVA Platforms are:

- Biobank
- Bioinformatics and Biostatistics Unit
- Precision Medicine Unit
- Cytogenetics Laboratory



global analy- sis

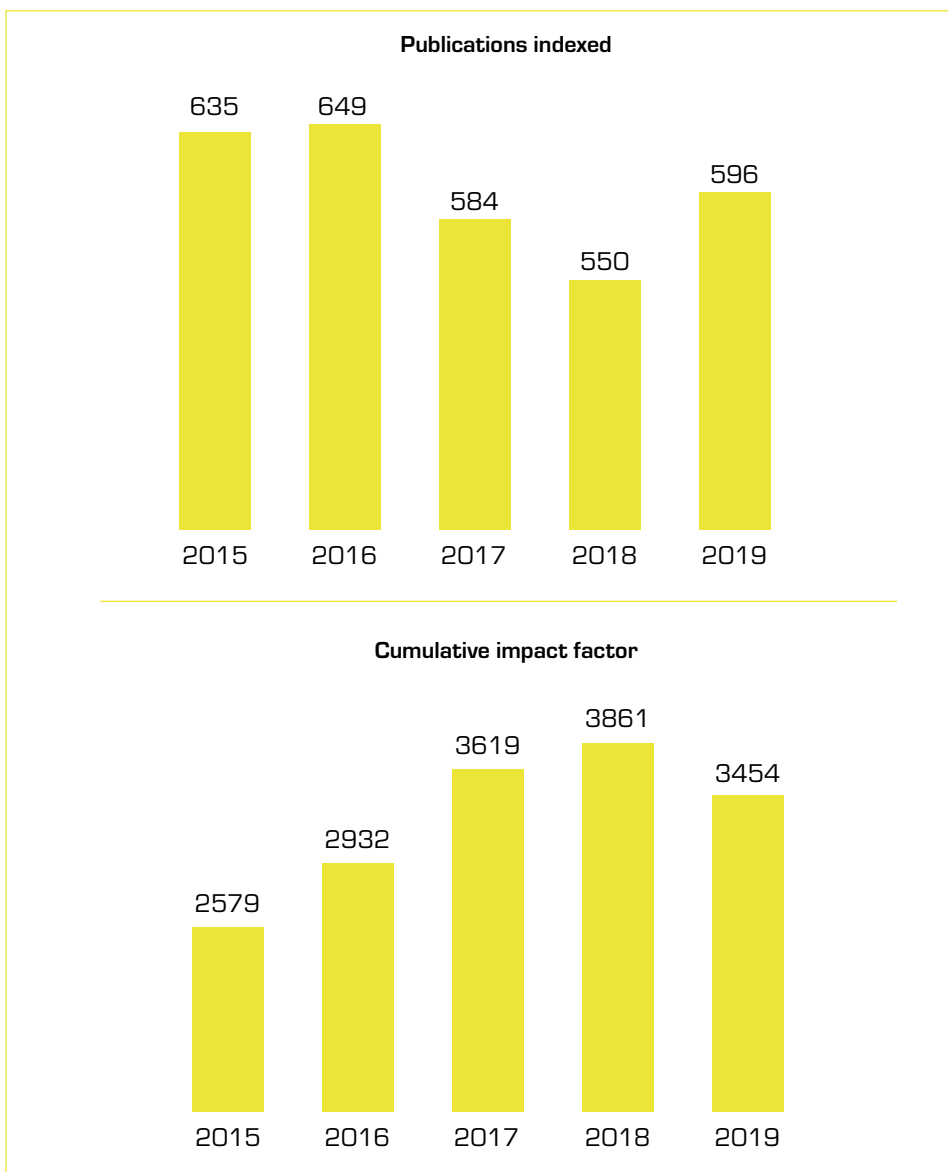
INCLIVA SCIENTIFIC REPORT 2019

3.1 Scientific production global analysis

As in previous years, INCLIVA continued in 2019 with the upward trend in the quality of scientific production. The number of publications this year is 596, with a cumulative impact factor of 3.454,57 which translates into an average impact factor 5.80.

The following figures depict the number and quality of the published manuscripts expressed in terms of total and average impact factor.

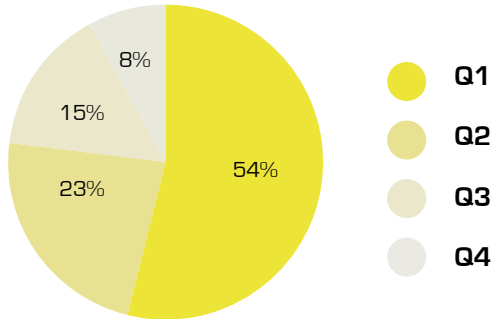
The distribution by quartiles within their thematic categories is shown below. In 2019, about 80% of the papers that were published in indexed journals belong to the first and second quartiles of their corresponding thematic categories:



3 global analysis

The distribution by quartiles within their thematic categories is shown below. In 2019, about 80% of the papers that were published in indexed journals belong to the first and second quartiles of their corresponding thematic categories:

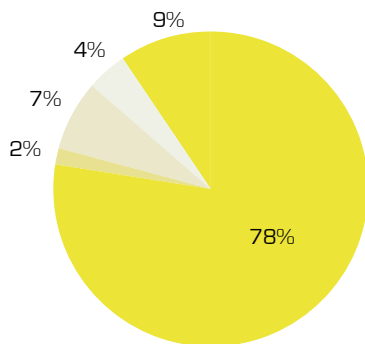
Quartile distribution



The number and percentage of scientific publications according to category are:

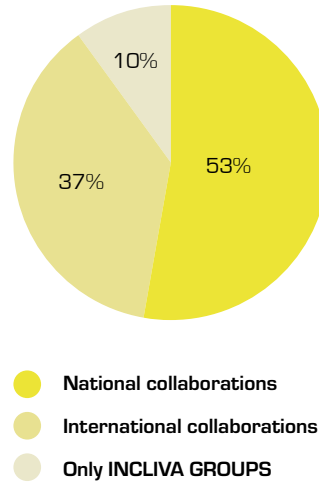
Category	Value
Articles	463
Corrections	10
Editorials	42
Letters	25
Reviews	56

Publications by category



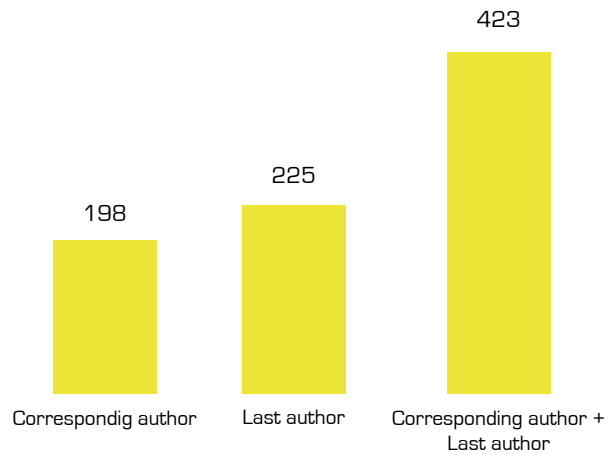
One of the main success factors for a biomedical research institution, it is potential to do with its potential to establish high level scientific collaborations. The percentage of national and international collaborations which led to scientific output in 2019 is listed below.

Collaborations

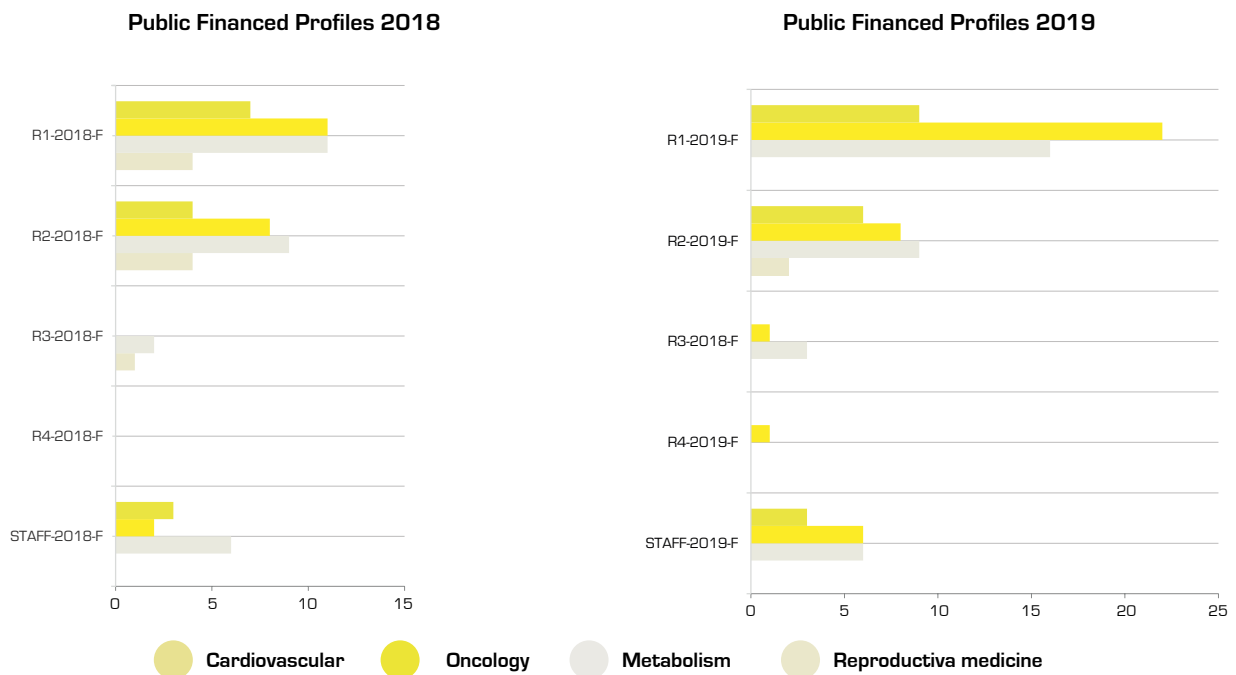
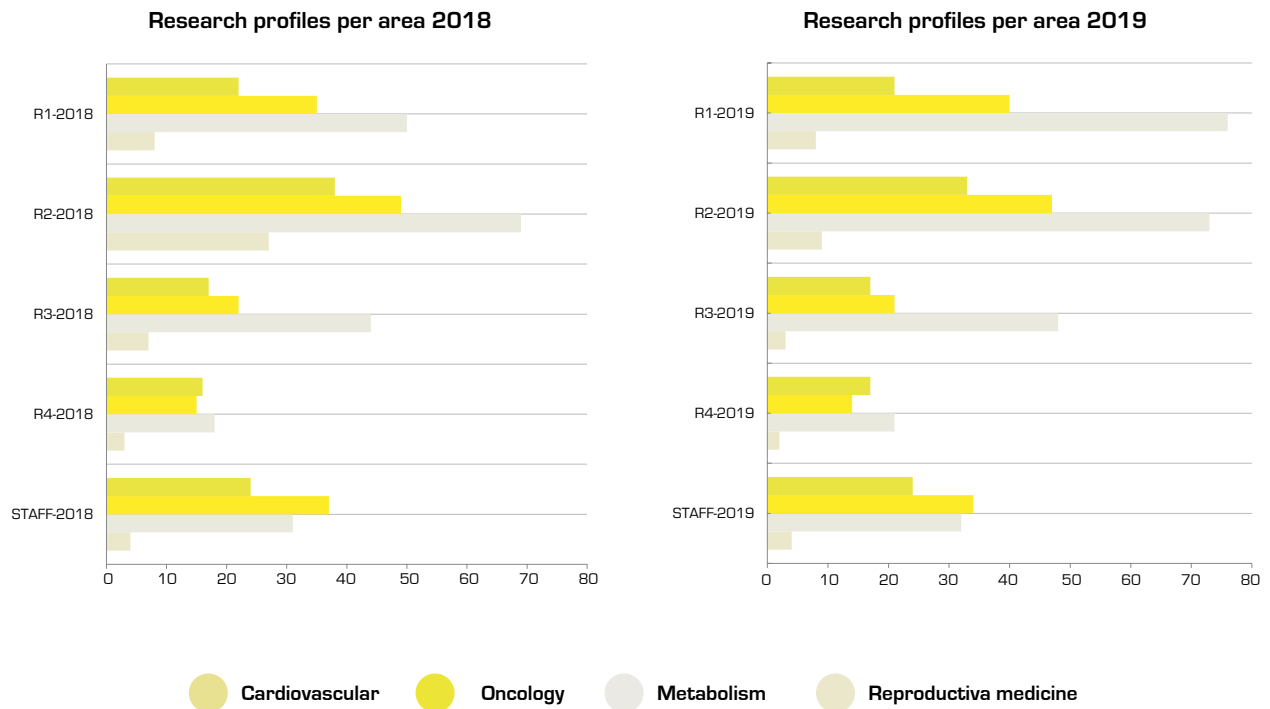


Another key performance indicator is the leadership role in scientific publications. The chart below shows the number of published articles in which INCLIVA researchers sign as last author, corresponding author or both at the same time.

Leadership in scientific production



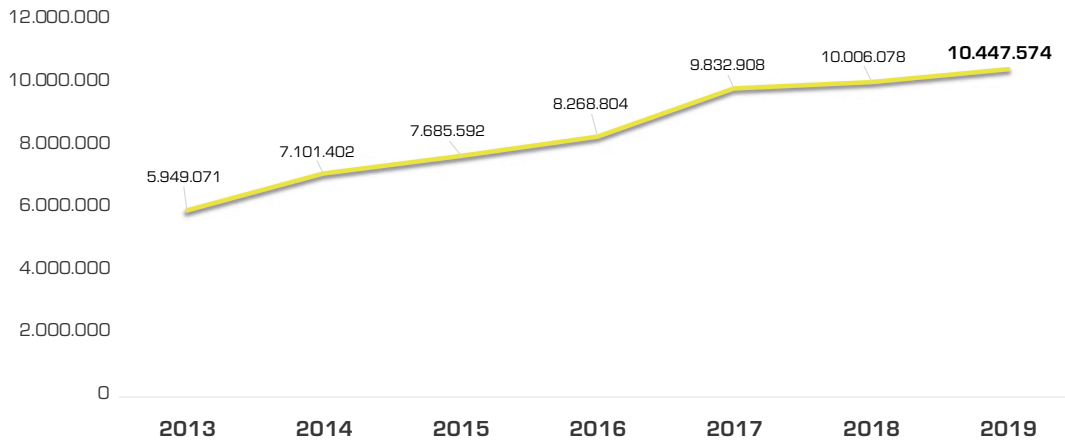
The annual evolution of research staff, classified according to their profile in the European research career, is shown in the followings graphs. The list of Research profiles descriptors can be found at <https://euraxess.ec.europa.eu/europe/career-development/training-researchers/research-profiles-descriptors>.



3 global analysis

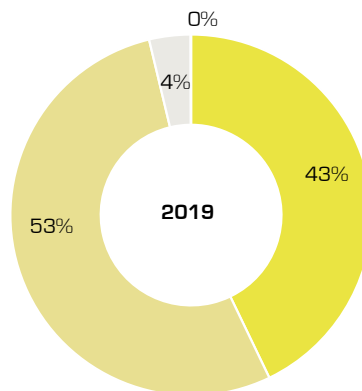
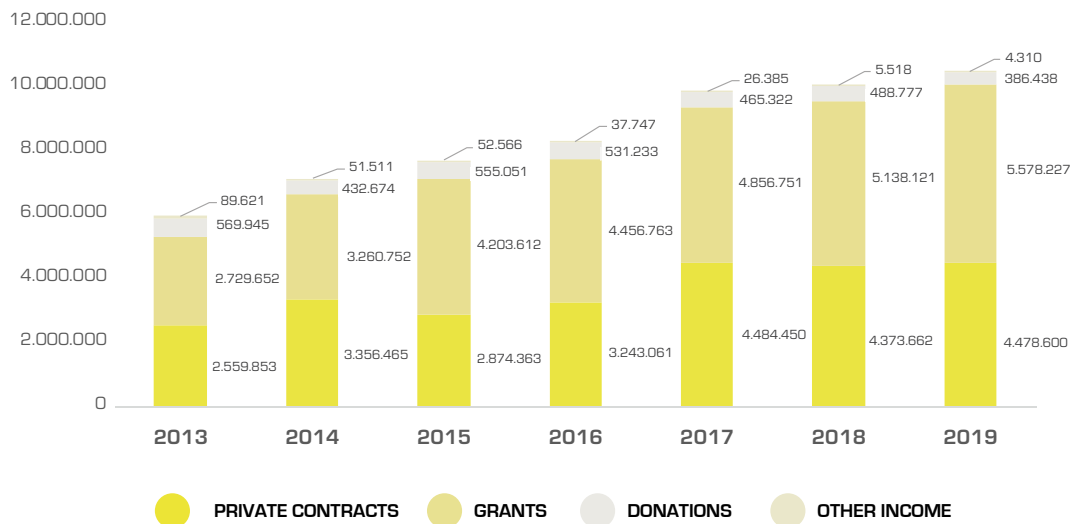
3.2. Financial resources

INCLIVA's funding during 2019 totaled €10.447.574,25. The funds raised from competitive sources were still higher than the average of recent years.



Funding source in the indicated period is shown below.

The remaining income corresponds to private sources of funding, clinical trial revenues and grants among others. The graph below shows this distribution of the year 2019



The analysis of the income obtained by the Foundation in its last fiscal year (2019) is shown in the table.

INCOME	AMOUNT	OVERHEADS	TOTAL
TURNOVER	3.647.560,81	831.039,22	4.478.600,03
DONATIONS	353.801,27	32.636,59	386.437,86
GRANTS	4.323.623,14	537.790,64	4.861.413,78
CAPITAL GRANTS	716.812,91		716.812,91
FINANCIAL	1.750,27		1.750,27
EXTRAORDINARI	2.559,40		2.559,40
TOTAL INCOME	9.046.107,80	1.401.466,45	10.447.574,25

Also used as a source of information the Annual Accounts of 2019 approved by the Board of Trustees of the Foundation and audited by the General Intervention of the *Generalitat Valenciana* (through the audit firm BDO Auditores) the information of the expenses executed is provided, with the explanation of the use of the corresponding indirect costs.

EXPENSES	TOTAL
CASH FUNDING	114.443,24
SUPPLIES	1.463.504,72
OTHER FUNCIONAL EXPENSES (ACTIVITY)	1.575.975,26
STAFF COSTS	5.438.425,63
OTHER FUNCIONAL EXPENSES (STRUCTURAL)	490.939,58
EXTRAORDINARY EXPENSES	26.267,41
INVENTORY ITEM DONATION EXPENSES	12.715,92
AMORTIZATION OF FIXED ASSETS	912.794,99
TOTAL EXPENSES	10.035.066,75

3 global analysis

Finally, this is the balance sheet of the foundation in official format, extracted from the Annual Accounts of 2019:

ASSETS		REPORT	2019	2018	
		NOTES	13.720.108,87	13.930.418,29	
A)	NON-CURRENT ASSETS				
	I.	Intangible assets	Note 8	2.685.589,21	2.815.936,62
	2.	Concessions		2.624.281,98	2.714.513,78
	3.	Patents, licences, trademarks and similar		6.914,10	7.342,40
	5.	Computer Software		54.393,13	94.080,44
	III.	Investment property	Note 5	4.948.109,93	5.155.310,57
	2.	Technical facilities and other tangible fixed assets		6.086.409,73	5.959.171,10
	VI.	Deferred tax assets	Note 10.1	2.592.470,13	3.117.003,90
	1.	Other government loans		330.010,06	351.776,00
	2.	Other loans from private entities		3.163.929,54	2.490.391,20
	3.	European Union loans		2.490.391,20	752.258,72
B)	CURRENT ASSETS			17.256.797,76	14.055.922,03
	III.	Trade and other receivables	Note 11	2.912.699,32	2.250.827,10
	IV.	Trade and other accounts receivable	Note 10.1	7.909.761,00	4.156.528,30
	6.	Other government loans	Note 16	7.909.761,00	4.156.528,30
	VI.	Prepayments for current assets	Note 10.1	2.416,00	500.000,00
	5.	Other financial assets		2.416,00	500.000,00
	VIII.	Cash and cash equivalents		6.431.921,44	7.148.566,63
	1.	Cash	Note 10.1	6.431.921,44	7.148.566,63
TOTAL ASSETS (A + B)				30.976.906,63	27.986.340,32

EQUITY AND LIABILITIES			REPORT	FISCAL YEAR	FISCAL YEAR
			NOTES	2019	2018
A)	EQUITY			11.768.753,72	11,565,676.83
	A-1)	Capital and reserves without valuation adjustments		6.822.884,88	6,410,377.38
	I.	Endowments	Note 13	617.482,67	617,482.67
	II	Reserves		5.792.894,71	4,838,342.98
	2.	Other reserves		5.792.894,71	4,838,342.98
	IV.	Annual surplus		412.507,50	954,551.73
	A-3)	Grants, donations or gifts and legacies received	Note 21	4.945.868,84	5,155,299.45
B)	NON-CURRENT LIABILITIES			6.420.138,34	6,277,039.96
	II.	Non-current payables	Note 21	6.420.138,34	6.277.039,96
	5.	Other financial liabilities		6.420.138,34	6.277.039,96
C)	CURRENT LIABILITIES			12.788.014,57	10.143.623,53
	II	Current provisions	Note 18	249.934,64	171,714.54
	III.	Current payables	Note 21	8.247.246,06	6,531,702.94
	5.	Other financial liabilities		8.247.246,06	6,531,702.94
	V.	Beneficiaries-Creditors	Note 12	2.326.797,76	1,469,891.39
	VI.	Trade creditors and other accounts payable		1.945.644,51	1,970,314.66
	1.	Suppliers	note 10.2	16.644,06	56.962,66
	3.	Other payables	note 10.2	183.016,29	129.008,82
	4.	Personnel (salaries payable)	note 16	143,47	0,00
	6.	Public entities, other	note 16	1.745.840,69	1.765.990,99
	7.	Advances from customers	note 10.2	18.391,60	18.352,19
TOTAL NET WORTH AND LIABILITIES (A + B + C)				30.976.906,63	27,986,340.32

3 global analysis

3.3 Cooperative research networks

The Carlos III Health Institute (*Instituto de Salud Carlos III*) develops – through the General Subdirection of Networks and Centers for the Cooperative Research – the creation of stable research network structures such as RETICS (Thematic Networks of Cooperative Research) and CIBER (Network of Centres for Biomedical Research). INCLIVA participates in many of these research structures through its associated groups.

The following table shows the participation in scientific networks according to the prioritized research area, the center and its principal investigator:

CIBER

Research Area	INCLIVA PI	Scientific Network		Reference
Cardiovascular	Dr. José Tomás Real Collado	CIBERdem	<i>ciberdem</i>	CB07/08/0018
	Dr. Empar Lurbe i Ferrer	CIBERobn	<i>ciberobn</i>	CB06/03/0039
	Dr. Francisco Javier Chorro Gascó	CIBERcv	<i>cibercv</i>	CB16/11/00486
	Dr. Juan Sanchis Forés	CIBERcv		CB16/11/00420
Metabolism and Organ Damage	Dr. Guillermo Sáez Tormo	CIBERobn	<i>ciberobn</i>	CB12/03/30016
	Dr. Esteban Morcillo Sánchez	CIBERres	<i>ciberres</i>	CB06/06/0027
	Dr. Federico V. Pallardó Calatayud	CIBERrer	<i>ciberer</i>	CB06/07/0073
	Dr. Julio Sanjuán Arias	CIBERsam	<i>cibersam</i>	CB07/09/006
	Dr. Rafael Tabarés Seisdedos	CIBERsam		CB07/09/0021
	Dr. Juan Vicente Esplugues Mota	CIBERehd	<i>ciberehd</i>	CB06/04/0071
	Dr. José Viña Ribes	CIBERfes	<i>ciberfes</i>	CB16/10/00435
Oncology	Dr. Andrés Cervantes Ruipérez	CIBERonc	<i>ciberonc</i>	CB16/12/00473
	Dr. Ana Lluch Hernández	CIBERonc		CB16/12/00481
	Dr. Rosa Noguera Salvá	CIBERonc		CB16/12/00484

3.4 Knowledge transfer activities

INCLIVA Health Research Institute is fully committed to transfer the knowledge created both to the National Health System and to the industrial sector in order to fulfil its organizational mission.

3.4.1 Knowledge transfer to the National Health System

Clinical guidelines and consensus documents are one of the best indicators of knowledge transfer from research to clinical practice. The following table shows guidelines published in indexed journals in which authors attached to INCLIVA have been involved.

These clinical practice guidelines are implemented in the IIS health centers.

Clinical guidelines	IF
11	77.791

- Vogel A, Cervantes A, Chau I, Daniele B, Llovet JM, Meyer T, Nault JC, Neumann U, Ricke J, Sangro B, Schirmacher P, Verslype C, Zech CJ, Arnold D, Martinelli E. Hepatocellular carcinoma: ESMO Clinical Practice Guidelines for diagnosis, treatment and follow-up (vol 29, pg iv238, 2018). *Annals of Oncology*. 2019 May 1; 30(5): 871-873. doi: 10.1093/annonc/mdy510. IF: 14,196
- Stjepanovic N, Moreira L, Carneiro F, Balaguer F, Cervantes A, Balmaña J, Martinelli E; ESMO Guidelines Committee. Hereditary gastrointestinal cancers: ESMO Clinical Practice Guidelines for diagnosis, treatment and follow-up. *Annals of Oncology*. 2019 Oct 1; 30(10): 1558-1571. doi: 10.1093/annonc/mdz233. IF: 14,196
- Majem M, Juan D, Insa A, Reguart N, Trigo JM, Carcereny E, García-Campelo R, García Y, Guirado M, Provencio M. SEOM clinical guidelines for the treatment of non-small cell lung cancer (2018). *Clinical & Translational Oncology*. 2019 Jan; 21(1): 3-17. doi: 10.1007/s12094-018-1978-1. IF: 2,441
- Williams B, Mancía G, Spiering W, Rosei EA, Azizi M, Burnier M, Clement DL, Coca A, de Simone G, Dominiczak A, Kahan T, Mahfoud F, Redon J, Ruilope L, Zanchetti A, Kerins M, Kjeldsen SE, Kreutz R, Laurent S, Lip GYH, McManus R, Narkiewicz K, Ruschitzka F, Schmieder RE, Shlyakhto E, Tsioufis C, Aboyans V, Desormais I. 2018 ESC/ESH Guidelines for the management of arterial. *Kardiologia Polska*. 2019; 77(2): 71-159. doi: 10.5603/KP.2019.0018. IF: 1,674
- Ward KN, Hill JA, Hubacek P, de la Camara R, Crocchiolo R, Einsele H, Navarro D, Robin C, Cordonnier C, Ljungman P; 2017 European Conference on Infections in Leukaemia (ECIL). Guidelines from the 2017 European Conference on Infections in Leukaemia for management of HHV-6 infection in patients with hematologic malignancies and after hematopoietic stem cell transplantation. *Haematologica*. 2019 Nov; 104(11): 2155-2163. doi: 10.3324/haematol.2019.223073. IF: 7,57
- Ljungman P, de la Camara R, Robin C, Crocchiolo R, Einsele H, Hill JA, Hubacek P, Navarro D, Cordonnier C, Ward KN; 2017 European Conference on Infections in Leukaemia group. Guidelines for the management of cytomegalovirus infection in patients with haematological malignancies and after stem cell transplantation from the 2017 European Conference on Infections in Leukaemia (ECIL 7). *Lancet Infectious Diseases*. 2019 Aug; 19(8): e260-e272. doi: 10.1016/S1473-3099(19)30107-0. IF: 27,516
- Giner Galvañ V, Bonig Trigueros I, Fácila Rubio L, Morillas Blasco P, Martínez Hervás S, Pascual Fuster V, Valls Roca F, Soler Portmann C, Tamarit García JJ, Pallarés Carratalá V; en representación del Grupo de Trabajo MEJORALO CV; Componentes del grupo de Trabajo MEJORALO-CV. Have the Government's prescription algorithm and the 2013 American College of Cardiology/American Heart Association guidelines for managing dyslipidaemia influenced the management of dyslipidaemia?. The MEJORALO-CV Project. *REVISTA CLINICA ESPANOLA*. 2019 Nov 16. pii: S0014-2565(19)30236-X. doi: 10.1016/j.rce.2019.08.006. IF: 1,043
- SEC Working Group for the 2018 ESC ESH Guidelines on Arterial Hypertension; Expert Reviewers for the 2018 ESC ESH Guidelines on Arterial Hypertension; SEC Guidelines Committee. Comments on the 2018 ESC/ESH Guidelines for the Management of Arterial Hypertension. *Revista Espanola de Cardiología*. 2019 Feb; 72(2): 104-108. doi: 10.1016/j.rec.2018.12.001. IF: 5,126

3 global analysis

9. Lurbe E, Torró I, Álvarez J, Aguilar F, Mancia G, Redon J, Redon P. Impact of ESH and AAP hypertension guidelines for children and adolescents on office and ambulatory blood pressure-based classifications. *Journal of Hypertension*. 2019 Dec; 37(12): 2414-2421. doi: 10.1097/HJH.0000000000002229. IF: 4,209
10. Sancho J, Candela A, Gómez E, Leon M, Domenech R, Ferreres J, Sarrion A, Bueso MJ, Belenguier A, Zafra MJ, Aguar MC, Lluch A, Servera E. Guía para el manejo de los problemas respiratorios de la ELA. *Sociedad Valenciana de Neumología*, 2019
11. Estañ Capell N, Mora Herranz A, Santaolaria Ayora M, Carbonell Moncho A, Carmona Talavera D, Sáez Tormo G. Abordaje Multidisciplinar del Paciente Bariátrico y Metabólico. *Departamento de Salud Hospital Dr. Peset y Universidad de Valencia*. 2019

Consensus documents	IF
7	60.869

1. Danne T, Garg S, Peters AL, Buse JB, Mathieu C5, Pettus JH, Alexander CM, Battelino T, Ampudia-Blasco FJ, Bode BW, Cariou B, Close KL, Dandona P, Dutta S, Ferrannini E, Furlanos S, Grunberger G, Heller SR, Henry RR, Kuri-an MJ, Kushner JA, Oron T, Parkin CG, Pieber TR, Rodbard HW, Schatz D, Skyler JS, Tamborlane WV, Yokote K, Phillip M. International consensus on risk management of diabetic ketoacidosis in patients with Type 1 Diabetes Treated With Sodium-Glucose Cotransporter (SGLT) Inhibitors. *Diabetes Care*. 2019 Jun; 42(6): 1147-1154. doi: 10.2337/dc18-2316. IF: 15,27
2. D'Souza N, de Neree Tot Babberich MPM, d'Hoore A, Tiret E, Xynos E, Beets-Tan RGH, Nagtegaal ID, Blomqvist L, Holm T, Glimelius B, Lacy A, Cervantes A, Glynne-Jones R, West NP, Perez RO, Quadros C, Lee KY, Madiba TE, Wexner SD, Garcia-Aguilar J, Sahani D, Moran B, Tekkis P, Rutten HJ, Tanis PJ, Wiggers T, Brown G. Definition of the rectum: an international, expert-based Delphi Consensus. *Annals of Surgery*. 2019 Dec; 270(6): 955-959. doi: 10.1097/SLA.0000000000003251. IF: 9,476
3. Bangsbo J, Blackwell J, Boraxbekk CJ, Caserotti P, Dela F, Evans AB, Jespersen AP, Gliemann L, Kramer AF, Lundbye-Jensen J, Mortensen EL, Lassen AJ, Gow AJ, Harridge SDR, Hellsten Y, Kjaer M, Kujala UM, Rhodes RE, Pike ECJ, Skinner T, Skovgaard T, Troelsen J, Tulle E, Tully MA, van Uffelen JGZ, Viña J. Copenhagen Consensus statement 2019: physical activity and ageing. *British Jour-*

- nal of Sports Medicine. 2019 Jul; 53(14): 856-858. doi: 10.1136/bjsports-2018-100451. IF: 11,645
4. AIDS Study Group (GeSIDA) of the Spanish Society of Infectious Diseases and Clinical Microbiology and the National AIDS Plan. Executive summary of the GeSIDA/National AIDS Plan consensus document on antiretroviral therapy in adults infected by the human immunodeficiency virus (updated January 2018). *Enfermedades Infecciosas y Microbiología Clínica*. 2019 Mar; 37(3): 195-202. doi: 10.1016/j.eimc.2018.02.010. IF: 1,685
5. González-Pinto A, Balanzá-Martínez V, Benabarre Hernández A, Gutiérrez-Rojas L, Montes JM, de Dios Perrino C, Pérez Sola V, Montejo González ÁL, Giménez Palomo A, Crespo JM. Expert consensus on information sheet proposals for patients under treatment with lithium Consenso de expertos sobre propuestas de información al paciente en tratamiento con sales de litio. *Revista de Psiquiatría y Salud Mental*. 2019 Dec 24. pii: S1888-9891(19)30102-8. doi: 10.1016/j.rpsm.2019.11.001. IF: 2,927
6. Fontana E, Eason K, Cervantes A, Salazar R, Sadanandam A. Context matters-consensus molecular subtypes of colorectal cancer as biomarkers for clinical trials. *Annals of Oncology*. 2019 Apr 1; 30(4):520-527. doi: 10.1093/annonc/mdz052. IF: 14,196
7. Bellet M, Ahmad F, Villanueva R, Valdivia C, Palomino-Daza J, Ruiz A, González X, Adrover E, Azaro A, Valls-Margarit M, Parra JL, Aguilar J, Vidal M, Martín A, Gavilá J, Escrivá-de-Romaní S, Perelló A, Hernando C, Lahuerta A, Zamora P, Reyes V, Alcalde M, Masanas H, Céliz P, Ruíz I, Gil M, Seguí MÀ, de la Peña L. Palbociclib and ribociclib in breast cancer: consensus workshop on the management of concomitant medication. *Therapeutic Advances in Medical Oncology*. 2019 May 10; 11: 1758835919833867. doi: 10.1177/1758835919833867. IF: 5,67

Position statements	IF
3	11.836

1. Mishra GD, Chung HF, Cano A, Chedraui P, Goulis DG, Lopes P, Mueck A, Rees M, Senturk LM, Simoncini T, Stevenson JC, Stute P, Tuomikoski P, Lambrinoudaki I. EMAS position statement: predictors of premature and early natural menopause. *Maturitas*. 2019 May; 123: 82-88. doi: 10.1016/j.maturitas.2019.03.008. IF: 3,654
2. Colomer R, Saura C, Sánchez-Rovira P, Pascual T, Rubio IT, Burgués O, Marcos L, Rodríguez CA, Martín M, Lluch

- A. Neoadjuvant management of early breast cancer: a clinical and investigational position statement. *Oncologist*. 2019 May; 24(5): 603-611. doi: 10.1634/theoncologist.2018-0228. IF: 5,252
3. Cram DS, Leigh D, Handyside A, Rechitsky L, Xu K, Harton G, Grifo J, Rubio C, Fragouli E, Kahraman S, Forman E, Katz-Jaffe M, Tempest H, Thornhill A, Strom C, Escudero T, Qiao J, Munne S, Simpson JL, Kuliev A. PGDIS Position Statement on the Transfer of Mosaic Embryos 2019. *Reproductive Biomedicine Online*. 2019 Aug; 39 Suppl 1: e1-e4. doi: 10.1016/j.rbmo.2019.06.012. IF: 2,93

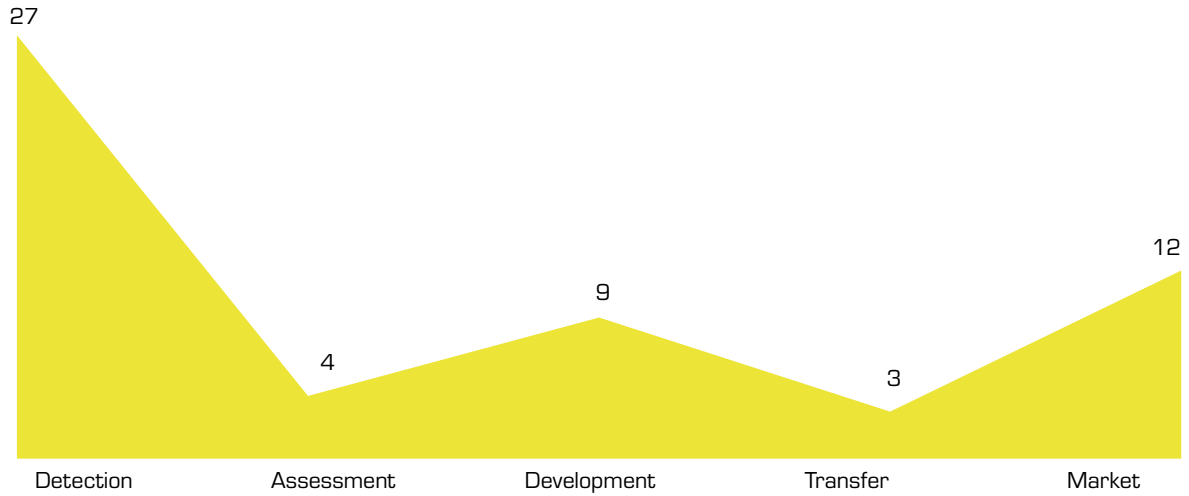
3 global analysis

3.4.2. Innovation and Knowledge transfer

One of the main objectives of INCLIVA is the development of translational research, that is, research that transports scientific knowledge into clinical practice. To achieve this objective, multidisciplinary collaboration between basic and clinical researchers is necessary, so that the discoveries generated can be taken as products or processes capable of effectively improving the diagnosis, treatment and, in conclusion, the quality of life of the patient.

The Innovation Unit of INCLIVA gives support in this translational process, detecting ideas, evaluating them and facilitating their access to the market. This process that goes from the identification of a wide range of ideas to the market launch of those selected products or services through different phases is known as an innovation funnel.

The breakdown of the INCLIVA innovation funnel in 2019 is the following:



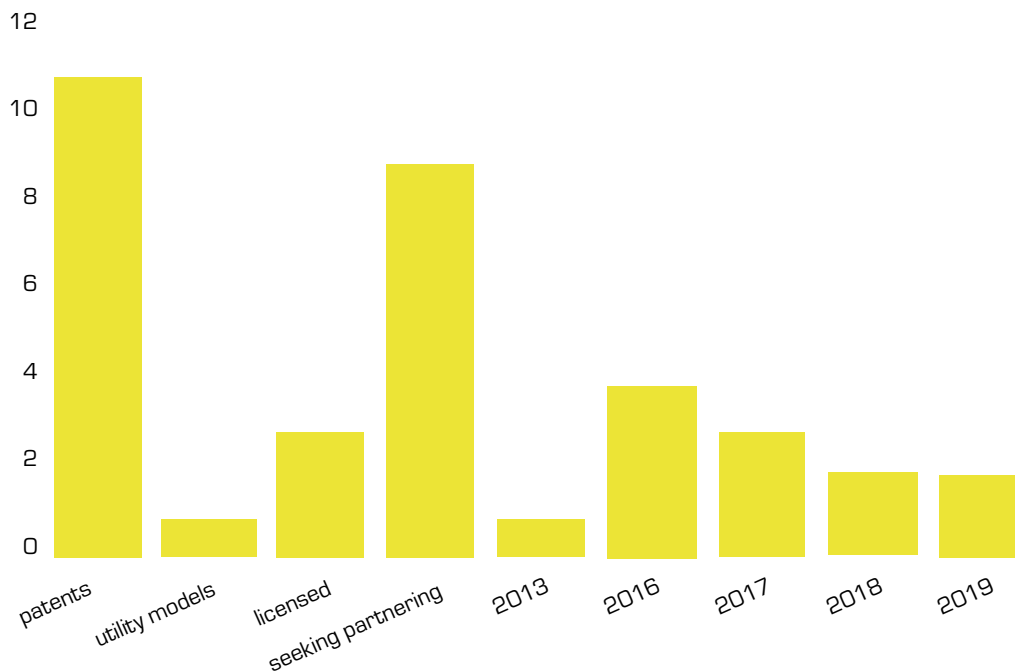
	ITC Health	Device	Pharma	Bio	Imaging	Organizational	Total
Detection	2	1	7	16	0	1	27
Assessment	0	0	1	2	0	1	4
Development	0	2	4	2	0	1	9
Transfer	0	1	1	1	0	0	3
Market	0	1	0	11	0	0	12

3.4.2.1 Intellectual Assets

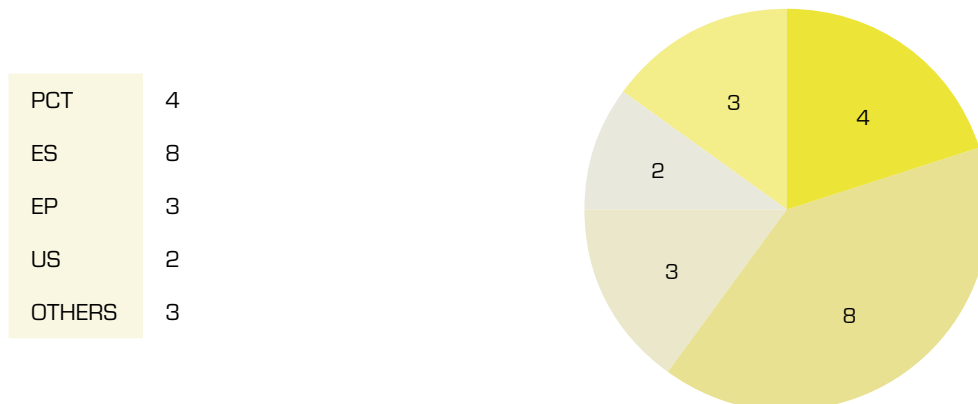
The protection of knowledge is the first step to move scientific findings and ideas from researchers to the industry and the most common way to protect technologies that are new, inventive and have industrial application are patents. Research institutions can exploit the patents they hold by licensing them to companies.

A large part of the results derived from the research activity, generated by the research staff in the field of their teaching and research functions, are capable of being protected by means of some of the forms of protection of industrial or intellectual property.

INCLIVA counts on 11 active patent applications in 2019, including one utility model. INCLIVA applied for two patents in 2019. In addition, during 2019 there was a software registration. The next plot summarizes the current status of these protected inventions.



During 2019, the extension to other countries of 3 patents and the PCT application of 2 patents were made. The following graph summarizes the status of patent applications by territory.



3 global analysis

3.4.2.2 Entrepreneurship

When the knowledge generated in INCLIVA is disruptive and the researchers are willing to exploit it by themselves, the knowledge transfer is direct, thanks to the creation of a new venture (also known as a spin-off or start-up) based on such knowledge with the support of INCLIVA.

INCLIVA counts with the following companies officially recognized as spin-offs:



Epidesase S.L.

Founding year: 2014

INCLIVA entrepreneurial team: Dr. José Luís García Giménez and Dr. Federico Pallardó

<http://www.epidisease.com/>



Sequencing Multiplex S.L.

Founding year: 2013

INCLIVA entrepreneurial team: Dr. Javier Chaves

<https://www.seqplexing.com/es>

ITEMAS PLATFORM

INCLIVA is part of the ITEMAS Platform for the promotion of innovative ideas that arise from healthcare professionals. To do this, INCLIVA participates in 3 ITEMAS working groups: GT Best Practices in medicines and health products; GT Entrepreneurship and GT Medical Technologies e-Hospital.

scien- tific activi- ty

INCLIVA SCIENTIFIC REPORT 2019

4. scientific activity

4.1 Scientific structure

4.2 Scientific translational programs

4.2.1 Overweight and cardiovascular and renal risk

4.2.2 Myocardial ischemic damage

4.2.3 Rare diseases

4.2.4 Neurological impairment

4.2.5 Translational oncology

4.2.6 Reproductive medicine

4.2.7 Aging and its associated diseases

4.3. Research areas

4.3.1 Cardiovascular Area

4.3.2 Oncology Area

4.3.3 Metabolism and organic damage area

4.3.4 Reproductive medicine area

4.4. Hospital divisions research areas

4.5 Other scientific contributions from scientific platforms

4.5.1 Biobank

4.5.2 Oncology Phase I clinical trials unit

4.5.3 Innovation Platform ITEMAS

4.5.4 Spanish Clinical Research Network (SCReN),
Clinical Research and Clinical Trials of the Clinical
Trials Platform (UICEC INCLIVA)

4.5.5 Precision Medicine

4.5.6 Bioinformatic and Biostatistics

4.1 Scientific structure

INCLIVA articulates its research in 4 areas of research, 8 scientific programs and 3 platforms.

Areas of research constitute the basis on which to articulate the scientific work of the groups:

- Research area in oncology.
- Research area in cardiovascular.
- Research area in metabolism and organ damage.
- Research area in reproductive medicine.

Scientific programs are aimed at specific diseases from a translational perspective:

- Program in overweight and cardiovascular and renal risk.
- Program in myocardial ischemic damage.
- Program in rare diseases.
- Program in neurological impairment.
- Program in translational oncology.
- Program in reproductive medicine.
- Program in aging and its associated diseases.

Platforms are based on the provision of research services to the whole institute:

- Inflammation platform.
- Metabolomics platform.
- Genomics, epigenomics and transcriptomics platform.

4 scientific activity

4.2 Scientific translational programs

4.2.1 Overweight and cardiovascular and renal risk

Obesity and overweight is a field in which new strategies are developed both for prevention and treatment with the use of traditional resources and the new technologies. The present program is focused on the study of pathology on the first stages of obesity (overweight with or without metabolic syndrome) integrating different clinical and experimental research studies.

Coordinators Dr. José Tomás Real and Dr. Josep Redon

INCLIVA research groups involved

Clinical groups:

- Research Group on the Study of Cardiometabolic and Renal Risk (Dr. Redón)
- Research Group on Cardiometabolic Risk (Dr. Ascaso)
- Research Group on the Study of Cardiovascular Risk in Children and Adolescents (Dr. Lurbe)
- Translational Research Group on Nutrition and Metabolism (Dr. Hernández)
- Cardiometabolic Research Group on Primary Care (Dr. Navarro)

Experimental groups:

- Research Group of the Genotyping and Genetic Diagnosis Unit (UGDG) (Dr. Chaves)
- Research Group on Endothelial Cells (Dr. Hermenegildo)
- Research Group on Inflammation (Dr. Morcillo y Dr. Sanz)
- Research Group on Molecular Imaging and Metabolomics (Dr. Monleón)

Objectives

- To deepen in the early alterations, mechanisms and biomarkers that contribute to the development of obesity, vascular and renal alterations as a complication, from its fetal, biological, genetic and environmental origins.
- To know potential signaling pathways susceptible to be therapeutic targets.
- Early application of new technologies for the prevention and treatment of obesity and vascular and renal alterations in overweight subjects.

Research lines

- To identify early vascular and renal changes in overweight subjects and in animal models.
- To study the state, mechanisms of vascular inflammation and endothelial injury in overweight and animal models.
- To analyze the relationship of “-omic” markers (genomic, epigenetic and metabolomic) with obesity and vascular and renal alterations in overweight and animal models.
- Interaction of biomarkers (biological, genomic and metabolic) and intervention in progression to obesity and vascular and renal complications.

OVERWEIGHT AND CARDIOVASCULAR AND RENAL RISK				
OBJECTIVES	ACTIONS	STATE		
		Achieve	Partially achieved	Not achieved
Metabolic, vascular and renal evaluation of overweight patients (children and adults)				X
Characterization of the relationship between overweight and vascular inflammation / endothelial function			X	

scientific activity 4

Identification of molecular markers that relate overweight with its associated diseases	Metabolomic measurements (80 spectral features) of 3 cohorts (4500 subjects) for associations between obesity, associated diseases and morbidities and early alterations of metabolism. Focus on the metabolic interaction between host and gut microbiota. Cohorts: Rio Hortega (general population), AWHS (working population) and PIANCAVALLO (obese and morbid obese)		X	
Identification of metabolomic markers that relate overweight with its associated morbidities	Metabolomic measurements (80 spectral features) of 3 cohorts (4500 subjects) for associations between obesity, associated diseases and morbidities and early alterations of metabolism. Focus on the metabolic interaction between host and gut microbiota. Cohorts: Rio Hortega (general population), AWHS (working population) and PIANCAVALLO (obese and morbid obese)		X	
Development of new early detection systems for obesity and its associated complications	Metabolomic measurements (80 spectral features) of 3 cohorts (4500 subjects) for associations between obesity, associated diseases and morbidities and early alterations of metabolism. Focus on the metabolic interaction between host and gut microbiota. Cohorts: Rio Hortega (general population), AWHS (working population) and PIANCAVALLO (obese and morbid obese)		X	
Identification of molecular targets of obesity and its associated complications and development of new therapies				X

4 scientific activity

4.2.2 Myocardial ischemic damage

The program focuses on the study of the pathophysiological mechanisms involved in myocardial ischemic damage, on its structural, functional and electrophysiological repercussions on the evaluation of diagnostic tools and markers and prognoses and on the study of new therapeutic approaches that may help to prevent their adverse consequences.

It is a truly and translational research program that capitalizes the synergies between clinical and experimental research groups and also includes specialists in cardiac imaging techniques and technological development experts. The multidisciplinary approach extends the possibilities of collaboration between groups, strengthens those already existing and incorporates other groups into the activities of the program. Innovation through the development of analytical tools (imaging techniques such as cardiac magnetic resonance, cardiac electrical signals or cartographic techniques), allows the generalize of patents in the field of technological development.

Coordinator Dr. Francisco Javier Chorro Gascó

INCLIVA research groups involved

Clinical groups:

- Research Group on Clinical Cardiology (Dr. Sanchis, Dr. Nuñez)
- Group on Translational Research in Ischemic Heart Disease (Dr. Bodí)
- Research Group on Cardiac Experimental Electrophysiology (Dr. Chorro)

Experimental groups:

- Research Group on Aging and Physical Activity (Dr. José Viña)
- Research Group on Tissular Biochemistry (Dr. Juan Viña)
- Research Group on Inflammation (Dr. Morcillo and Dr. Sanz)
- Research Group on Endothelial Cells (Dr. Hermenegildo)
- Research Group on Molecular Imaging and Metabolomics (Dr. Monleón)

Others groups involved

Universitat Politècnica de València (Prof. D. Moratal, Prof. J. Millet), *H. Clinic Barcelona* (Dr. Ortiz), *Heart Center Munich* (Dr. Husser), *ERESA* (Dr. López), *Universitat de València*, *Fac. Físicas* (Prof. J. Guerrero), *Center for Arrhythmia Research* (University of Michigan, Prof. Jalife), *School of Engineering* (Univ. of California, Prof. Escobar).

Objectives

- Study of the pathophysiological mechanisms involved in myocardial ischemic damage and its structural, functional and electrophysiological repercussions.

- Evaluation of diagnostic and prognostic tools and markers.
- Evaluation of new therapeutic approaches.
- Study of the role played by: a) oxidative stress and its modifications in post-infarction damage; b) the vascular endothelial growth factor VEGF-A165b in microvascular obstruction, the deterioration of systolic function in the neoangiogenesis.
- Development of new diagnostic tools in cardiac magnetic resonance (MRI) for the detection of damage associated with ischemia / reperfusion and fibrosis.
- Evaluation of new prognostic and functional biomarkers in myocardial infarction from MRI, maximal O₂ consumption, metabolomics and the combined use of CA125, galectin-1 and galectin 3.
- Development and analysis of preventive measures against the adverse consequences of postinfarction damage (remodeling, heart failure, arrhythmias).

Research lines

- Clinical research: acute coronary syndromes, interventional cardiology, ventricular remodeling and heart failure.
- Translational research: regulation of post-infarction fibrosis; development of innovative tools for their characterization by MR after an infarct and study of new therapeutic approaches.
- Experimental study of arrhythmogenesis in the context of ischemia and myocardial damage. Influence of the substrate and the modulating mechanisms.
- Microimaging using RM. Metabolomics.
- Research of textures using RM.

scientific activity 4

- Analysis, using molecular biology and biochemical techniques of circulating metabolic factors associated with ischemic damage.
- Endothelial dysfunction.
- Microvascular obstruction.

MYOCARDIAL ISCHEMIC DAMAGE				
OBJECTIVES	ACTIONS	STATE		
		Achieve	Partially achieved	Not achieved
Study of the basic mechanisms involved in myocardial damage	<ul style="list-style-type: none"> . Oxidative stress during reperfusion in acute myocardial infarction . Neoangiogenesis, the appearance of microvascular obstruction and impaired function systolic 	X	X	
Diagnosis through new RM tools	<ul style="list-style-type: none"> . RM micro-image for the development of combinations of RM sequences without contrast . Analysis of myocardial textures . Offline evaluation of myocardial tension 	X X X		
Prediction through new biomarkers	<ul style="list-style-type: none"> . Definition of new serological indicators with NMR-S to predict DR and fibrosis . Serum CA125, galectin-1 and galectin-3 markers 		X X	
Prevention	<ul style="list-style-type: none"> . DR prevention through multiple antioxidant treatment . Prevention of deterioration of systolic function, fibrosis and arrhythmias 		X X	

4 scientific activity

4.2.3 Rare diseases

The main objectives of the program is to improve diagnosis and current treatments of rare diseases. To this end, we will proceed to identify and validate rare disease biomarkers for which we do not have effective diagnostic and / or prognostic indicators. On the other hand, new therapeutic strategies will be developed for the treatment of these diseases. Human and animal model samples will be used to understand the molecular basis of disease, to evaluate the activity of candidate drugs and to discover new biomarkers.

Basically, the program seeks to fill the gap between basic research and commercial development of diagnostic systems and treatments, so its aim is to transfer this knowledge to companies, in order to transform biomedical knowledge into products and services that improve the human health. With this objective contacts with biotechnology and pharmaceutical companies have been established. On the other hand, the program aims to disseminate its findings to society in order to get feedback about actual patients' needs.

Coordinators: Dr. Federico Pallardó and Dr. Francisco Dasí

INCLIVA research groups involved

Clinical groups:

- Research Group on Respiratory Problems in Neuromuscular Diseases (Dr. Servera)

Experimental groups:

- Research Group on Cellular and Organic Physiopathology of Oxidative Stress (Dr. Pallardó)
- Research Group on Molecular Imaging and Metabolomics (Dr. Monleón)
- Research Group on Neurological Impairment (Dr. Montoliu)
- Research Group on Translational Genomics (Dr. Artero)

Objectives

- To improve diagnosis and current treatment of rare diseases.
- Identification and validation of rare diseases biomarkers for which, nowadays, no effective diagnostic and / or prognostic indicators are available.
- Development of new therapeutic strategies.

Research lines

- Study of the oxidative profile in rare diseases.
- Pathophysiology of alpha-1 antitrypsin deficiency and Primary Ciliary Dyskinesia Syndrome.
- Gene therapy for the treatment of rare respiratory diseases.
- Design and testing of new biomarkers and experimental treatments in animal models.
- Study by exploratory and directed metabolomics of altered metabolic clusters in rare diseases.

scientific activity 4

RARE DISEASES				
OBJECTIVES	STATE			COMMENTS
	Achieve	Partially achieved	Not achieved	
Extension to PCT phase of the European patent "Mass spectrometry-based methods for the detection of circulating histones H3 and H2B in plasma from sepsis or septic shock (ss) patients" (PCT/EP2017/078362)	X			EP, US, CA, JP y CN
Acquisition of budget and resources from different programs	X			VLC-Bioclinic 2017 (2 projects), <i>Plan Nacional I+D+i del Mineco</i> (1 project, 2016-2019), AES 2016 (2 projects, 2017-2019), <i>Fundación Ramón Areces</i> (1 project, 2017-2019), AES 2017 (1 project, 2018-2019)
Carry out teaching and outreach activities	X			Subject " <i>Enfermedades Raras</i> ": Medicine degree (UV) Master course in Biomedical Research Master " <i>Enfermedades raras</i> " 2nd edition of the on-line course " <i>Introducción a las EE.RR: investigación y atención clínica</i> "
Alliance for translational research in rare diseases	X			Feder Funding

4 scientific activity

4.2.4 Neurological impairment

Inflammation, which is associated with many chronic diseases (diabetes, liver cirrhosis, etc.), aging or major surgeries, leads to neuroinflammation and brain alterations that eventually lead to cognitive and functional impairment. This deterioration reduces the quality of life and increases the risk of accidents, falls, fractures and adverse consequences, which implies an increase in hospitalizations and the use of public resources.

Cognitive and functional impairment associated with aging and many chronic diseases is one of the most important challenges in order to improve the quality of life of the population and secure the sustainability of health systems. Early detection and treatment and prevention of cognitive and functional impairment would improve the quality of life of the elderly or with chronic diseases and reduce the demand for resources to the health system, improving its sustainability. Therefore, it is necessary to design new approaches to address these challenges, based on advances in knowledge on mechanisms, early diagnosis, prevention and treatment of cognitive and functional impairment.

Coordinators: Dr. Carmina Montoliu and Dr. Vicente Felipo

INCLIVA research groups involved

Clinical groups:

- Research Group on the Study of Cardiometabolic and Renal Risk (Dr. Redón)
- Research Group on Cardiometabolic Risk (Dr. Ascaso)
- Research Group on Anesthesiology and Reanimation (Dr. Belda)

Experimental groups:

- Research Group on Neurological Impairment (Dr. Montoliu)
- Research Group on Inflammation (Dr. Morcillo and Dr. Sanz)
- Research Group on Aging and Physical Activity (Dr. José Viña)
- Research Group on Personal Autonomy, Dependence and Severe Mental Disorders (TMAP) (Dr. Tabarés)

Others groups involved

IPPC Neurobiology Research Group (Dr. Felipo), Cognitive Social Neuroscience Research Group from UV (Dr. Salvador), Hospital Neurorehabilitation Service NISA (Dr. Noe)

Objectives

- To characterize the alterations in inflammation, neuroinflammation, neurotransmission, brain function and structure associated with the appearance of cognitive and functional impairment.

- To characterize in detail the cognitive and functional alterations.
- To identify biomarkers for the early detection of cognitive and functional impairment.
- To identify the mechanisms by which: a) peripheral inflammation leads to neuroinflammation; b) neuroinflammation leads to functional, structural and neurotransmission alterations in the brain; c) changes in the brain lead to cognitive and functional impairment.
- To identify therapeutic targets to reverse or prevent cognitive and functional impairment.
- To design and test new therapeutic procedures to reverse or prevent cognitive and functional impairment.

Research lines

- Characterization of cognitive and functional alterations.
- Cognitive impairment in diabetes.
- Cognitive impairment for major surgeries and anesthesia.
- Alzheimer's and mild cognitive impairment.
- Cognitive and functional impairment in hyperammonemia and hepatic diseases.

scientific activity 4

NEUROLOGICAL IMPAIRMENT				
OBJECTIVES	STATE			COMMENTS
	Achieve	Partially achieved	Not achieved	
1. Characterize the alterations in inflammation, neuroinflammation, neurotransmission, function and brain structure associated with the appearance of cognitive and functional impairment		X		<p>We analysed the presence of neuroinflammation in post-mortem samples of the cerebellum from patients died with different grades of liver disease, from mild steatohepatitis to cirrhosis.</p> <p>We are analysing alterations in neural connectivity by functional magnetic resonance imaging.</p>
2. Characterize cognitive and functional disturbances in detail		X		<p>Gait, balance, hand strength and motor speed performance were evaluated in cirrhotic patients.</p> <p>Evaluation and characterization of sensory thresholds was also performed by quantitative sensory testing using a CASE IV.</p> <p>We are characterizing cognitive and functional disturbances in patients with other pathologies: NASH (non-alcoholic steatohepatitis), diabetes mellitus, schizophrenia, bipolar disorder, and post-surgery patients.</p> <p>We are better characterizing executive functions in cirrhotic patients by computerized tests.</p>
3. Identify biomarkers for the early detection of cognitive and functional impairment		X		<p>We are studying the altered genes in peripheral blood cells and the involved pathways associated with the appearance of cognitive impairment; we are characterizing the changes in inflammation and metabolites associated to cognitive impairment.</p> <p>We are performing an integrated multiomics analysis to identify biomarkers of cognitive and functional impairment</p> <p>We are characterizing eye movements in patients with different pathologies: cirrhosis, NASH, and diabetes mellitus.</p>

4 scientific activity

<p>4. Identify the mechanisms by which:</p> <p>a) peripheral inflammation leads to neuroinflammation;</p> <p>b) neuroinflammation leads to functional, structural and neurotransmission alterations in the brain;</p> <p>c) brain disorders lead to cognitive and functional impairment</p>		X	<p>We have identified alterations of the immune system associated with the appearance of neurological alterations in cirrhotic patients with MHE.</p> <p>We have identified, in animal models, mechanisms by which peripheral inflammation induces neuroinflammation, and how this alters neurotransmission and cognitive and motor function.</p> <p>We have shown that there is a dysregulation in the urea cycle in non-alcoholic fatty liver disease.</p> <p>We are analyzing the role of exosomes as mediators of neuroinflammation and of alterations in neurotransmission and cognitive and motor function in animal models of MHE</p>
<p>5. Identify therapeutic targets to reverse or prevent cognitive and functional impairment</p>		X	<p>We have identified several therapeutic targets in animal models of MHE</p>
<p>6. Design and test new therapeutic procedures to reverse or prevent cognitive and functional impairment</p>		X	<p>We are testing the effect of treatments on cognitive impairment and immunophenotype in patients to reverse or prevent cognitive and functional impairment.</p> <p>We have designed several treatments that improve cognitive and motor function in animal models.</p>

4.2.5 Translational oncology

The translational oncology program called "Identification of oncogenic biomarkers: mechanisms and clinical implications, detection in non-invasive samples, omics analysis" tries to apply to the clinical practice the genomic screening in patients tumors.

Its main objective is to evaluate the dynamics of the disease through non-invasive biopsies in order to detect minimal residual disease, early onset of markers after surgery and patient response to different treatments.

The high heterogeneity of cancer results in inefficiency of treatments, even when they are directed against specific molecular targets. The low availability of tumor specimens makes genomic studies difficult.

In this sense, the use of liquid biopsies would facilitate the serial collection of samples to carry out molecular analysis and would guarantee a minimum risk for the patient. Thus improving the follow-up and allowing a dynamic understanding of the evolution of the genomic parameters of the patient.

This point of view benefits the National Health System as a whole since it allows the application of more specific treatments to patients, thus avoiding those that would have been less effective, reducing hospitalization and improving life expectancy and quality thereof. It could also prevent generalized treatments, secondary toxicities and rapid treatment adequacy responses.

Finally, it would improve the inclusion of patients in clinical trials which are stratified by molecular mutations.

Coordinator: Dr. Andrés Cervantes

INCLIVA research groups involved

Clinical groups:

- Research Group on Colorectal Cancer and New Therapeutic Developments in Solid Tumours (Dr. Cervantes)
- Research Group on Breast Cancer Biology (Dr. Lluch)
- Translational Research Group on Pediatric Solid Tumours (Dr. Navarro)

Experimental groups:

- Research Group of the Genotyping and Genetic Diagnosis Unit (UGDG) (Dr. Chaves)
- Research Group on Cellular and Organic Physiopathology of Oxidative Stress (Dr. Pallardó)

Objectives

- To obtain a large database of genetic material (viable cells, DNA, RNA, serum / plasma) from tumors (solid and haematological). Implementing the clinical database for data management and data crossing. (Hospital, biobank, PROS-UPV).
- Molecular characterization of tumor biopsies using high throughput platforms (Sequenom, NGS).
- To improve inclusion of patients in clinical trials.

- To establish a routine for obtaining liquid biopsies in order to evaluate the detection of biomarkers as disease follow-up, minimal residual disease, early onset and response to treatment. (biobank, BEAMing PCR, NGS).
- To develop functional assays (modified cell lines, patient cell lines, xenografts) to evaluate mechanisms of disease.
- Incorporation of molecular results into clinical decision making.

Research lines

- Development of new therapeutic agents through Phase I clinical trials (first-in-human).
- Development of non-invasive early diagnostic methods and monitoring of therapeutic effects.
- Application of methodologies for clinical and molecular characterization of solid tumors and response to treatment (analysis of gene expression profiles, microRNAs, methylation).
- Translational studies for the identification of mechanisms of resistance to targeted therapies.

4 scientific activity

TRANSLATIONAL ONCOLOGY				
OBJECTIVES	ACTIONS	STATE		
		Achieve	Partially achieved	Not achieved
Identify biomarkers	<ul style="list-style-type: none"> Clinical recruitment-characterization and storage Biobank-Data Management Subclassify tumours according to their profile Identify biomarkers of inflammation / angiogenesis; miRs-detox from oxidative stress Perform comprehensive omics data analysis with search of altered routes using Biology of systems 	X		
Validate promising biomarkers / mechanistic analysis	<ul style="list-style-type: none"> Proof of concept on commercial cell lines Establishment of cell lines with patient tumours Establishment of tumours in mouse models (xenografts)* 1 IHC antibodies in FFPE to validate expression / western blot in cell lines / xenotumours 	X	X	X
Detect biomarkers in liquid biopsies to monitor disease progression (BEAMing PCR)*2	<ul style="list-style-type: none"> Start on biopsies of patients with advanced disease or disease progression Implement technology optimized for initial detection, detection of residual disease, and disease evolution and response to treatment 	X		

* 1 Despite the potential use of PDXs, we also develop PDO (patient derived organoids) that are also excellent models of the disease and mimic the molecular/genetic characteristic of tumor patients, so could be use similarly to PDX in some kind of experiments.

*2 The quick evolution of the technologies allows us to identify biomarkers on liquid biopsy buy using NGS or ddPCR.

4.2.6 Reproductive medicine

This program comprises two main lines:

1. Role of maternal miRNAs in the transmission of obesity and type 2 diabetes to the embryo:

Obesity and type 2 diabetes are increasingly important public health problems whose prevalence cannot be explained only by genetic and / or environmental factors, so the hypothesis of the program lies in the existence of an embryonic epigenetic regulation of maternal origin in these diseases. Preliminary data reveals that miRNAs secreted by the maternal endometrium to the endometrial fluid are internalized by the embryo, leading to a transcriptional and functional modification and increasing its adhesion to the endometrium during its implantation. In this sense, the program goal is to explore if this new epigenetic mechanism of maternal origin could explain the origin of the development of certain adult-onset diseases such as obesity and type 2 diabetes.

2. Study of adult stem cells in human endometrium:

Use of autologous bone marrow stem cells by prior mobilization and collection of Peripheral Blood Progenitor Cells (PPSCs) and subsequent apheresis and transplantation of these cells in order to regenerate the endometrium de novo in patients undergoing assisted reproductive therapy (ART). The results of this study would allow a new therapeutic approach for the treatment of Asherman's Syndrome and endometrial atrophy, which currently lack of specific treatment.

Coordinator: Dr. Carlos Simón

INCLIVA research groups involved

Clinical groups:

- Translational Research Group on Nutrition and Metabolism (Dr. Hernández)
- Research Group on Hematopoietic Transplantation (Dr. Solano)
- Research Group on Women Health (Dr. Cano)
- Research Group on the Study of Cardiovascular Risk in Children and Adolescents (Dr. Lurbe)

Experimental groups:

- Research Group on Stem Cells Applied to Reproduction, Embryo Viability and Endometrial Receptivity (Dr. Simón)
- Research Group on Reproductive Pathology (Dr. Remohí)

Objectives

- To advance in the understanding of the mechanisms that regulate maternal-fetal communication and that may be involved in the implantation of the embryo in the maternal uterus and to be able to understand the embryonic / fetal origin of adult diseases such as obesity and type II diabetes.
- To regenerate uterine function in patients suffering from

endometrial atrophy and / or Asherman's Syndrome through cell therapy.

- The creation of an in vitro model to obtain germ cells by direct reprogramming of human somatic cells.

Research lines

- Role of maternal miRNAs in the transmission of obesity and type 2 diabetes to the embryo.
- Use of autologous bone marrow stem cells in order to regenerate the endometrium in patients with Asherman Syndrome and endometrial atrophy undergoing assisted reproductive therapy (ART).
- Identification of the main regulating genes of the development of the germinal line in humans, as well as of the experimental conditions that allow obtaining of germinal cells in vitro.

4 scientific activity

REPRODUCTIVE MEDICINE				
OBJECTIVES	STATE			COMMENTS
	Achieve	Partially achieved	Not achieved	
Advance in the understanding of the mechanisms that regulate maternal-fetal communication		X		Results published in peer review journals. The project is outgoing.
Creation of an in vitro model to obtain germ cells through direct reprogramming of human somatic cells		X		This research line is on hold due to lack of financing.

4.2.7 Aging and its associated diseases

This program has the priority of improving the quality of life of the elderly and promoting longevity as much as possible. Aging population it's a challenge for current health systems since the population over 65 years old contributes, in a very significant percentage, to health expenditure. As life expectancy increases, so do the diseases associated with aging.

In this context, the concept of "healthspan" (quality of life) has emerged. The program is formed by many researchers and health professionals who consider that efforts to extend life at the expense of causing a severe physical or psychic disability are undesirable and, on the contrary, they should focus on lengthening the part of life during which we are able to maintain autonomy, independence, productivity and well-being.

A central guiding idea in this program is that people who achieve exceptional longevity (i.e. centenarians) serve as a model of satisfactory aging. On the other hand, it is considered that the most problematic expression of the population aging is the clinical condition of the frailty since an important part of the collective of older people presents criteria of frailty. Approximately one-fourth of people over the age of 85 are estimated to be fragile. Frailty is a geriatric syndrome characterized by increased vulnerability to external aggressions as a result of an alteration in the physiological reserves of multiple systems, leading to difficulties in maintaining homeostasis. The program tries to identify specific molecular targets to be able to intervene in a concrete and rational way to improve the quality of life of the elderly.

For this, INCLIVA has an enormous advantage because of the great integration that exists, by proximity and interests, between the *Hospital Clínico Universitario de Valencia* and the Faculty of Medicine of the University of Valencia. This framework allows intense collaboration between basic research groups, that develop possible biomarkers associated with healthy aging, frailty or diseases associated with aging and clinical research groups that, on the one hand, provide samples of the subjects and, on the other hand, can transfer to the patient those results that have been interesting at the bench.

In addition to this, in INCLIVA has registered the first and only Spanish Group for the Study of Centenaries, which has research groups working in this field distributed in different Spanish communities.

Coordinator: Dr. José Viña

INCLIVA research groups involved

Clinical groups:

- Research Group on the Study of Cardiometabolic and Renal Risk (Dr. Redón)
- Research Group on Oxidative Pathology (Dr. Sáez)
- Cardiometabolic Research Group on Primary Care (Dr. Navarro)
- Research Group on Clinical Cardiology (Dr. Sanchís)
- Research Group on Women Health (Dr. Cano)
- Group on Translational Research in Ischemic Heart Disease (Dr. Bodí)

Experimental groups:

- Research Group on Aging and Physical Activity (Dr. José Viña)

- Research Group on Inflammation (Dr. Morcillo and Dr. Sanz)
- Research Group on Genetics of Osteoporosis (Dr. García)
- Research Group on Neurological Impairment (Dr. Montoliu)
- Research Group on Endothelial Cells (Dr. Hermenegildo)
- Research Group on Cellular and Organic Physiopathology of Oxidative Stress (Dr. Pallardó)

Objectives

- Determination of parameters of oxidative stress and inflammation associated with healthy aging, frailty and diseases associated with healthy aging, frailty and others associated diseases (mainly cardiovascular and neurodegenerative).

4 scientific activity

- Determination of genetic biomarkers (microRNAs, mRNAs and SNPs) associated with healthy aging and frailty and others associated diseases (mainly cardiovascular and neurodegenerative).
- Determination of epigenetic biomarkers associated with healthy aging, frailty and others associated diseases (mainly cardiovascular and neurodegenerative).
- Determination of metabolic biomarkers associated with healthy aging, frailty and others associated diseases (mainly cardiovascular and neurodegenerative).
- Physical exercise protocols for the prevention of frailty and others associated diseases.
- Impairment of other biomarkers associated with healthy aging, frailty and others associated diseases.

Research lines

- Oxidative stress, associated inflammation and healthy aging.
- Genetics and healthy aging.
- Epigenetics and healthy aging.
- Metabolomics and healthy aging.
- Exercise and healthy aging.

AGING AND ITS ASSOCIATED DISEASES				
OBJECTIVES	ACTIONS	STATE		
		Achieve	Partially achieved	Not achieved
Determination of parameters of oxidative stress and inflammation associated with aging healthy, frailty and diseases associated with aging (mainly cardiovascular and neurodegenerative)	<ul style="list-style-type: none"> • Oxidative signature of cerebrospinal fluid from mild cognitive impairment and Alzheimer disease patients. • Reductive Stress: A New Concept in Alzheimer's Disease. • Global, regional, and national age-sex-specific mortality and life expectancy, 1950-2017: a systematic analysis for the Global Burden of Disease • Project: CIBER de Fragilidad y envejecimiento (CIBERfes) • Project: Evolution-Age-Gender-Lifestyle-Environment: mitochondrial fitness mapping <p>Thesis title: Role of p16ink4a and bmi-1 in oxidative stress-induced premature senescence in human dental pulp stem cells</p> <p>Thesis title: Regulation of antioxidant defenses in the prevention of skeletal muscle deconditioning</p>		X	

scientific activity 4

<p>Determination of genetic biomarkers (microRNAs, mRNAs and SNPs) associated with healthy aging, frailty and diseases associated with aging (mainly cardiovascular and neurodegenerative)</p>	<ul style="list-style-type: none"> • In Search of 'Omics'-Based Biomarkers to Predict Risk of Frailty and Its Consequences in Older Individuals: The FRAILOMIC • Human exceptional longevity: transcriptome from centenarians is distinct from septuagenarians and reveals a role of Bcl-xL in successful aging. Aging (Albany NY). • A translational approach from an animal model identifies CD80 as a candidate gene for the study of bone phenotypes in postmenopausal women. • Centenarians maintain miRNA biogenesis pathway while it is impaired in octogenarians. Mechanisms of ageing and development. 		X	
<p>Determination of epigenetic biomarkers associated with healthy aging, frailty and diseases associated with aging (mainly cardiovascular and neurodegenerative)</p>	<ul style="list-style-type: none"> • Epigenetic biomarkers for human sepsis and septic shock: insights from immunosuppression. • Epigenetic Regulation in the Pathogenesis of Sjögren Syndrome and Rheumatoid Arthritis. 		X	
<p>Determination of metabolomic biomarkers associated with healthy aging, frailty and diseases associated with aging (mainly cardiovascular and Neurodegenerative)</p>	<ul style="list-style-type: none"> • Sex Differences in Age-Associated Type 2 Diabetes in Rats-Role of Estrogens and Oxidative Stress. 		X	
<p>Physical exercise protocols for the prevention of frailty</p>	<ul style="list-style-type: none"> • A Multicomponent Exercise Intervention that Reverses Frailty and Improves Cognition, Emotion, and Social Networking in the Community-Dwelling Frail Elderly • Exercise training as a drug to treat age associated frailty. • Copenhagen consensus statement 2019: physical activity and ageing • Project: Nuevas intervenciones terapéuticas multidominio para retrasar la fragilidad y la discapacidad. Identificación de mecanismos moleculares con relevancia traslacional. <p>Thesis title: Programa de ejercicio multicomponente para prevenir la fragilidad, y para la mejora cognitiva, emocional y social en ancianos frágiles</p> <p>Thesis title: Moderate overexpression of glucose-6-phosphate dehydrogenase improves healthspan in mice. Implications in skeletal muscle regeneration</p>		X	

4 scientific activity

4.3. Research areas

INCLIVA Health Research Institute has four research areas in order to organize its scientific activity. Despite their independence, they have a common objective: meeting health needs and improving R&D&i system.

Their main aim is to establish a common reference framework to promote collaboration between INCLIVA attached researchers.

Each of the lines counts on the participation of one or several advisers from the External Scientific Committee. These lines are led by the following coordinators:

Cardiovascular Area

Coordinator: Dr. Francisco Javier Chorro Gascó

Mission: to contribute to the study of different aspects of cardiovascular disease (CVD) from its origins to its consequences.

Oncology Area

Coordinator: Dr. Andrés Cervantes Ruipérez

Mission: to contribute to the study of different aspects of oncological diseases, at the stage of diagnosis and molecular characterization and selection of specific molecular targets of therapeutic interest.

Metabolism and Organic Damage Area

Coordinator: Dr. José Viña Ribes

Mission: to contribute to the study of the etiology, pathophysiology and diagnosis mechanisms or treatment of various metabolic diseases; or those that generate organ damage as a fundamental link of its trigger action.

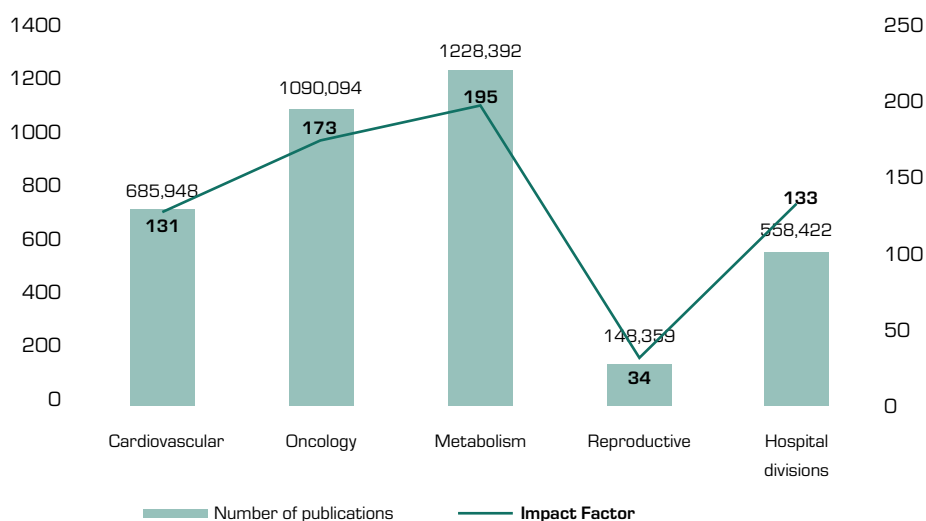
Reproductive Medicine Area

Coordinator: Dr. Carlos Simón Vallés

Mission: to advance in knowledge of human reproduction for translational application, improving the efficiency of assisted reproduction treatment and reducing adverse effects.

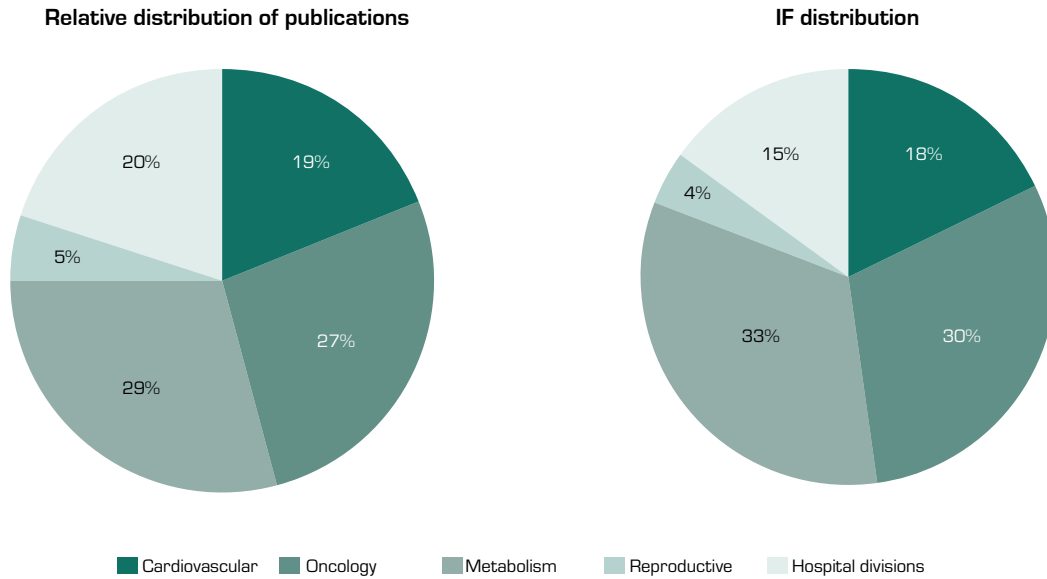
Scientific production analysis by research area

The following charts and figures summarize the main scientific activity indicators of the four areas of research and the other divisions from *Hospital Clínico de Valencia*.



scientific activity 4

Since there are some scientific articles which are shared by two or more areas, it is worth mentioning that the sum of publications by area exceeds INCLIVA's total scientific output. Additionally, the next tables shows scientific publications distribution by area in terms of number of articles and impact factor:

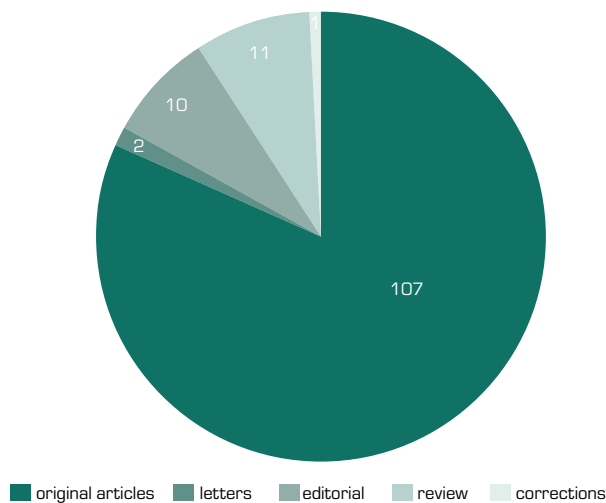
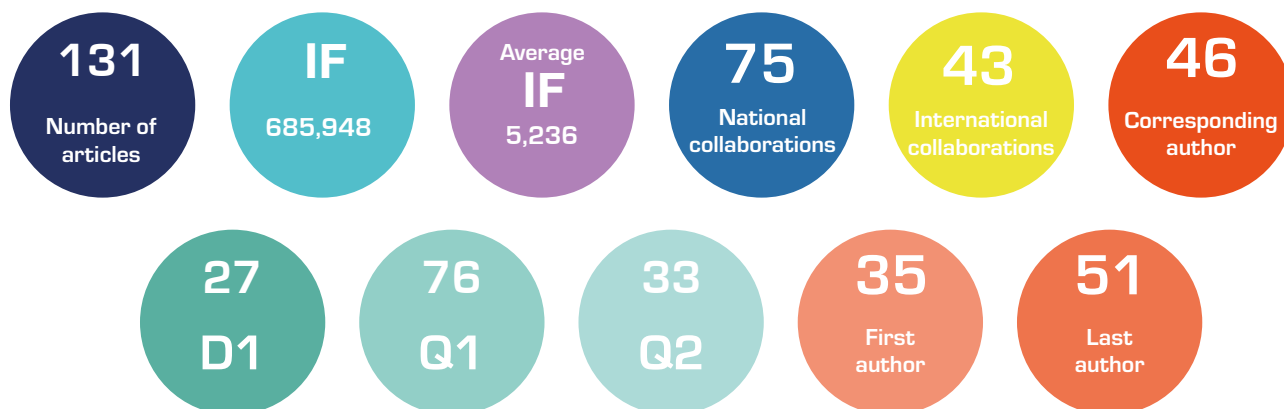


4 scientific activity

4.3.1 Cardiovascular Area

Groups

- Research Group on Cardiometabolic Risk
- Genomics and Diabetes Unit
- Research Group on Cardiac Experimental Electrophysiology
- Research Group on Endothelial Cells (LINCE)
- Research Group on Clinical Cardiology
- Research Group on the Study of Cardiovascular Risk in Children and Adolescents
- Cardiometabolic Research Group on Primary Care
- Research Group on the Study of Cardiometabolic and Renal Risk
- Research Group on Vascular Function
- Research Group on Pediatric Nutrition
- Group on Translational Research in Ischemic Heart Disease



Research Group on Cardiometabolic Risk Consolidated group

Group members

Principal Investigators

José Tomás Real Collado. Hospital. University

Collaborating researchers

Juan Francisco Ascaso Gimilío. University

Rafael Carmena Rodríguez. University

Francisco Javier Ampudia Blasco. Hospital

Miguel Civera Andrés. Hospital

Marta Peiró Signes. INCLIVA. CIBERdem

Esther Benito Casado. CIBERdem

Miriam Moriana Hernández. Hospital

Emerging Researchers

Sergio Martínez Hervás. Hospital

Ana Bárbara García García. CIBERdem

Technicians

Blanca Alabadí Pardiñes. INCLIVA

Researchers by categories



Researchers financed by competitive public calls or networks



Networks



Emerging Researcher

Sergio Martínez Hervás

The line of research is based on cardiovascular risk, essentially on insulin resistance and diabetes, familial combined hyperlipidemia, inflammation, vitamin D, and atherosclerosis, just like new markers of cardiovascular risk.

Emerging Researcher

Ana Bárbara García García

The research focuses mainly on DM2, one of the most frequent diseases of Western societies. On the other hand, another line of research is the identification of new genes responsible for abetalipoproteinemia with exome sequencing.

4 scientific activity

Strategic aims

- In terms of scientific activity of the research group during 2019 we wish to emphasize the continuity of three competitive and multidisciplinary research projects led by the Dr. Ascaso and Dr. Real. The project led by Dr. Ascaso, entitled "Immunopharmacological modulation of the systemic inflammation associated to metabolic disorders. Search for new therapeutic targets and synthesis of novel drugs", studies the role of shaft CCL11/CCR3 in systemic inflammation associated with Familial Hypercholesterolemia and its immune modulation by oral lipid overload, as well as the study of the role of the axis CXCL16/CXCR6 in Ang-II-induced Endothelial dysfunction in subjects with metabolic syndrome.
- On the other hand, the main objective the project "Study of new inflammatory and angiogenic mechanisms associated to severe morbid obesity: Role of CXCR3 axis and nuclear receptors RORs" led by Dr. Real, is to explore the CXCR3 axis and RORs receptors in patients with severe morbid obesity or without diabetes undergoing a gastric bypass.

Main lines of research

- Pharmacological modulation of the immune system as a key target in the prevention of cardiovascular disease associated with metabolic disorders. Synthesis of novel drugs: This line of research focuses on the study of the different mediators and immunological mechanisms involved in cardiovascular disease associated with metabolic disorders.
- Identification of epigenetic markers related to insulin resistance or diabetes in morbid obesity. In this line of research research we focus on evaluating the role of genetic markers related to IR or diabetes in morbid obesity. Specifically, it aims to understand and analyze the role of the DNA methylation pattern of adipose, hepatic and peripheral blood tissues (lymphomonocytes) in relation to IR or diabetes.
- Identification of the genetic causes of complex diseases with high cardiovascular risk, especially in the case of type 2 diabetes (DM2). Our hypothesis is that numerous low frequency genetic markers are responsible for an important part of the genetic component of this disease and other complex diseases. Thus, our interest is to identify rare genetic variations with a high effect on risk / protection against the development of DM2.
- Study of inflammatory axes related to IR, diabetes and its implication as therapeutic targets: In this line of research we focus on the study of the role of the inflammatory axis CXCR3 and its ligands, chemokines that are characterized by showing chemotactic and proliferative responses of different leukocyte subpopulations and angiostatic activity in the vascular endothelium, in human obesity.
- Role of inflammatory processes associated with diabetes in the stability of atheromatous plaque and hepatic steatosis and study of the potential use of therapeutic strategies. This line of research aims to study molecular mechanisms that potentially connect these metabolic alterations, such as chronic inflammation, investigating the effect of the inflammatory mediator LIGHT in type 2 diabetes mellitus, fatty liver and atherosclerosis, as well as molecular mechanisms underlying. Other research lines:
 - Study of the neuroendocrine axes involved in obesity, RI and diabetes.
 - Study of a new protein involved in IR in morbid obesity.
 - Neurodegeneration in diabetes.

PUBLICATIONS



SELECTED PUBLICATIONS

1. Danne T, Garg S, Peters AL, Buse JB, Mathieu C, Pettus JH, Alexander CM, Battelino T, Ampudia-Blasco FJ, Bode BW, Cariou B, Close KL, Dandona P, Dutta S, Ferrannini E, Fournanos S, Grunberger G, Heller SR, Henry RR, Kurian MJ, Kushner JA, Oron T, Parkin CG, Pieber TR, Rodbard HW, Schatz D, Skyler JS, Tamborlane WV, Yokote K, Phillip M. International consensus on risk management of diabetic ketoacidosis in patients with type 1 diabetes treated with Sodium-Glucose Cotransporter (SGLT) inhibitors. *Diabetes Care*. 2019 Jun; 42(6):1147-1154. doi: 10.2337/dc18-2316. IF: 15.27
2. Vinué Á, Martínez-Hervás S, Herrero-Cervera A, Sánchez-García V, Andrés-Blasco I, Piqueras L, Sanz MJ, Real JT, Ascaso JF, Burks DJ, González-Navarro H. Changes in CDKN2A/2B expression associate with T-cell phenotype modulation in atherosclerosis and type 2 diabetes mellitus. *Translational Research*. 2019 Jan; 203: 31-48. doi: 10.1016/j.trsl.2018.08.003. IF: 4.915
3. Ortega R, Collado A, Selles F, Gonzalez-Navarro H, Sanz MJ, Real JT, Piqueras L. SGLT-2 (Sodium-Glucose Cotransporter 2) inhibition reduces ang II (Anciotensin II)-induced dissecting abdominal aortic aneurysm in ApoE (Apolipoprotein E) knockout mice. *Arteriosclerosis Thrombosis and Vascular Biology*. 2019 Aug; 39(8): 1614-1628. doi: 10.1161/ATVBAHA.119.312659. IF: 6.618
4. Marques P, Collado A, Martinez-Hervás S, Domingo E, Benito E, Piqueras L, Real JT, Ascaso, Sanz MJ. Systemic inflammation in metabolic syndrome: increased platelet and leukocyte activation, and key role of CX3CL1/CX3CR1 and CCL2/CCR2 axes in arterial platelet-proinflammatory monocyte adhesion. *Journal of Clinical Medicine*. 2019 May 18; 8(5). pii: E708. doi: 10.3390/jcm8050708. IF: 5.688
5. Martínez-Hervás S, González-Navarro H. Anti-inflammatory therapies for cardiovascular disease: signaling pathways

and mechanisms. *Revista Española de Cardiología*. 2019 Sep; 72(9): 767-773. doi: 10.1016/j.rec.2019.03.007. IF: 5.126

RESEARCH PROJECTS AND GRANTS FOR RESEARCH

Reference: PI18/00209

Title: *Identificación de nuevos mecanismos implicados en la angiogénesis e inflamación en pacientes obesos. Modulación por ligandos de receptores nucleares constitutivos de androstano*

Principal Investigator: Laura Piqueras Ruiz and José Tomas Real Collado

Funding Body: *Instituto de Salud Carlos III*

Beneficiary Institution: *Fundación Investigación Hospital Clínico Universitario de Valencia*

Duration: 2019-2021

Total budget: €173.332,50

Reference: CBO7/08/0018

Title: *CIBER de Diabetes y Enfermedades Metabólicas Asociadas (CIBERdem)*

Principal Investigator: José Tomas Real Collado

Funding Body: *Centro de Investigación Biomédica en Red (CIBER) - Instituto de Salud Carlos III*

Beneficiary Institution: *Fundación Investigación Hospital Clínico Universitario de Valencia*

Duration: 2008-present

Reference: SAF2017-89714-R

Title: *Modulación farmacológica del sistema inmune como diana clave en la prevención de la enfermedad cardiovascular asociada a desordenes metabólicos. Síntesis de fármacos novedosos*

Principal Investigator: M^a Jesús Sanz Ferrando and Juan F. Ascaso Gimilio

4 scientific activity

Funding Body: *Ministerio de Economía y Competitividad*

Beneficiary Institution: *Fundación Investigación Hospital
Clínico Universitario de Valencia*

Duration: 2018-2020

THESIS

Thesis title: *Lipemia postprandial y regulación génica en la
obesidad mórbida*

Doctoral candidate: Ana Artero Fullana

Director(s): Jose Tomás Real Collado, Juan F Ascaso Gimilio

Date of the defense: 21/03/2019

Grade: *Sobresaliente "cum laude"*

Thesis title: *Metilación del ADN de adipocitos en sujetos con
obesidad mórbida*

Doctoral candidate: Juncal Martínez Ibáñez

Director(s): Jose Tomás Real Collado, Juan F Ascaso Gimilio

Date of the defense: 22/07/2019

Grade: *Sobresaliente "cum laude"*

Genomics and Diabetes Unit Consolidated group

Group members

Principal Investigators

Felipe Javier Chaves Martínez. INCLIVA

Collaborating researchers

Jesús Rodríguez Díaz. University

José Miguel Juanes Tébar. INCLIVA

Post-doctoral researchers

Irene Andrés Blasco. INCLIVA

Technicians

Sebastián Blesa Luján. INCLIVA

Azahara M^a Fuentes Trillo. INCLIVA

Researchers by categories



Researchers financed by competitive public calls or networks



Strategic aims

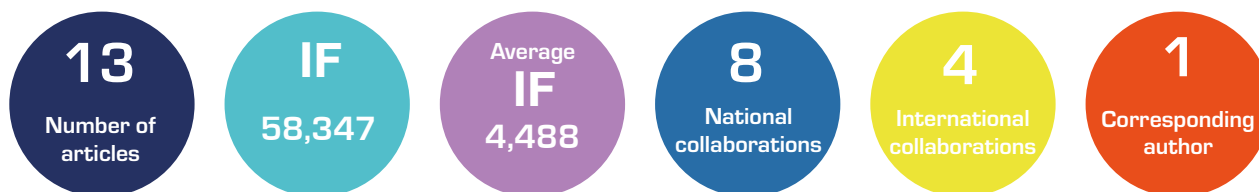
- To identify genetic causes of complex diseases with high cardiovascular risk, especially of type 2 diabetes
- To identify genetic causes of some rare diseases (Abeta, ATA and hereditary forms of hypercholesterolemias not caused by known genes)
- Study the genetic factors and the human microbiota, associated with the infection of the enterovirus rotavirus and norovirus
- To identify alterations of methylation and hydroxymethylation in relation to the development of type 2 diabetes and its potential use as biomarkers
- Study of environmental factors involved in the development of diseases of high cardiovascular risk, especially type 2 diabetes and associated organic damage

Main lines of research

- Identification of frequent and rare functional variants involved in high cardiovascular risk disease development via exome sequence research and verification in population studies
- Genotyping and/or sequencing of complete rotavirus and norovirus genomes. Human genotype study of FUT2 and FUT3 genes related to viral genotypes and their relationship with intestinal microbiota
- Candidate gene and exome studies to identify genes involved in these diseases. Functional, population and family studies to demonstrate these roles
- Analysis of methylated and hydroxymethylated regions in the genome in patients with specific phenotypes at baseline compared with phenotypes present five years later, as pertains to type 2 diabetes
- Population studies on different aspects involved in high cardiovascular risk disease development
- Monitoring and molecular characterization of chronic lymphocytic leukaemia and study of molecular markers
- Identification of relationships between different genes, essential metals and pollutants in relation to diseases with high cardiovascular risk

4 scientific activity

PUBLICATIONS



SELECTED PUBLICATIONS

1. Garcia-Garcia AB, Martínez-Hervas S, Real JT, Marin-Garcia P, de Marco G, Priego A, Martínez-Valls JF, Carmena R, Chaves FJ, Ascaso JF. Gene expression profile following an oral unsaturated fat load in abdominal obese subjects. *European Journal of Nutrition*. 2019 Apr; 58(3): 1331-1337. doi: 10.1007/s00394-018-1659-4. IF: 4.449
2. Domingo-Relloso A, Grau-Perez M, Galan-Chilet I, Garrido-Martinez MJ, Tormos C, Navas-Acien A, Gomez-Ariza JL, Monzo-Beltran L, Saez-Tormo G, Garcia-Barrera T, Dueñas Laita A, Briongos Figuero LS, Martin-Escudero JC, Chaves FJ, Redon J, Tellez-Plaza M. Urinary metals and metal mixtures and oxidative stress biomarkers in an adult population from Spain: the Hortega Study. *Environment International*. 2019 Feb; 123: 171-180. doi: 10.1016/j.envint.2018.11.055. IF: 7.943
3. Domingo-Relloso A, Grau-Perez M, Briongos-Figuero L, Gomez-Ariza JL, Garcia-Barrera T, Dueñas-Laita A, Bobb JF, Chaves FJ, Kioumourtzoglou MA, Navas-Acien A, Redon-Mas J, Martin-Escudero JC, Tellez-Plaza M. The association of urine metals and metal mixtures with cardiovascular incidence in an adult population from Spain: the Hortega Follow-Up Study. *International Journal of Epidemiology*. 2019 Dec 1; 48(6): 1839-1849. doi: 10.1093/ije/dyz061. IF: 7.339
4. Gozalbo-Rovira R, Ciges-Tomas JR, Vila-Vicent S, Buesa J, Santiso-Bellón C, Monedero V, Yebra MJ, Marina A, Rodríguez-Díaz J. Unraveling the role of the secretor antigen in human rotavirus attachment to histo-blood group antigens. *PLoS Pathogens*. 2019 Jun 21; 15(6): e1007865. doi: 10.1371/journal.ppat.1007865. IF: 6.463
5. Vinué Á, Martínez-Hervás S, Herrero-Cervera A, Sánchez-García V, Andrés-Blasco I, Piqueras L, Sanz MJ, Real JT, Ascaso JF, Burks DJ, González-Navarro H. Changes in CDKN2A/2B expression associate with T-cell phenotype modulation in atherosclerosis and type 2 diabetes mellitus. *Translational Research*. 2019 Jan; 203: 31-48. doi: 10.1016/j.trsl.2018.08.003. IF: 4.915

RESEARCH PROJECTS AND GRANTS FOR RESEARCH

Reference: COST Action CM1406
Title: Epigenetic Chemical Biology (EPICHEM)
Principal Investigator: María Téllez Plaza (Azahara Fuentes y Francisco Javier Chaves as collaborating researchers)
Funding Body: European Commission
Beneficiary Institution: *Fundación Investigación Hospital Clínico Universitario de Valencia*
Duration: 2015-2019

Reference: PI17/00544
Title: *Identificación de variantes genéticas protectoras frente al desarrollo de diabetes tipo 2 en octogenarios*
Principal Investigator: Felipe Javier Chaves Martínez
Funding Body: *Instituto de Salud Carlos III*
Beneficiary Institution: *Fundación Investigación Hospital Clínico Universitario de Valencia*
Duration: 2018-2020
Total budget: €196.020

Reference: AGL2017-84165-C2-2-R
Title: *Descifrando las interacciones entre la microbiota intestinal/virus entéricos/hospedador: bases para proteger frente a la diarrea viral*
Principal Investigator: Jesús Rodríguez Díaz
Funding Body: *Ministerio de Economía y Hacienda*
Beneficiary Institution: *Universidad de Valencia*
Duration: 2018-2020
Total budget: €133.100

scientific activity 4

Title: Metagenomics to identify viral indicators in the produce chain

Principal Investigator: Jesús Rodríguez Díaz, Gloria Sánchez Moragas

Funding Body: CPS Centre For Produce Safety (USA)

Beneficiary Institution: *Instituto de Agroquímica y Tecnología de Alimentos (CSIC) y Universidad de Valencia*

Duration: 2018-2019

Total budget: €226.070,25

4 scientific activity

Research Group on Cardiac Experimental Electrophysiology Consolidated group

Group members

Principal Investigators

Francisco Javier Chorro Gascó. Hospital. University

Collaborating researchers

Luis Such Belenguer. University

Antonio M. Alberola Aguilar. University

Luis Such Miquel. University

Isabel Trapero Gimeno. University

Manuel Zarzoso Muñoz. University

Germán Parra Giraldo. INCLIVA

Irene del Canto Serrano. INCLIVA

PhD Researchers

Patricia Genovés Martínez. CIBER

Óscar Julián Arias Mutis. CIBER

Researchers by categories



Researchers financed by competitive public calls or networks



Networks



Strategic aims

- Publication of the results obtained on using the 1,4-benzothiazepine derivative JTV-519 to modify the proarrhythmogenic manifestations of mechanoelectric feedback and continuation of the programmed experimental series to analyze the effects of KN-93, carvedilol and analogues, late Na⁺ current inhibitors and the Nitric Oxide carrier S-nitrosoglutathione
- Continuation of the analysis of the effects of modifications of the basic electrophysiological properties on the processes involved in the induction and maintenance of ventricular fibrillation
- Analysis of the electrophysiological effects of chronic physical exercise and its protective effect against arrhythmias, the influence of the cardiac nervous system and mitochondrial oxidative stress and the involvement of the IKATP current
- Development of instruments for recording, processing and analysing cardiac electrophysiological signals obtained with mapping systems
- Progressive development of the experimental series aimed to study the mechanisms involved in the deterioration of the systolic function, fibrosis and the inducibility of arrhythmias in a chronic model of infarction
- Progressive development of an experimental model of metabolic syndrome to analyze the electrophysiological modifications and the inducibility of cardiac arrhythmias

Main lines of research

- Myocardial stretching: analysis of electrophysiological changes induced by mechanical stretching. Autocrine/paracrine influences and study of protective actions by means of drugs
- Clinical and basic research on heart failure: role of calcium homeostasis in arrhythmogenesis. Study on the effects of drugs acting on intracellular Ca²⁺ dynamics
- Analysis of the effects of modifications in basic electrophysiological properties on the processes involved in induction and maintenance of ventricular fibrillation

- Study of electrophysiological effects of chronic physical activity by: a) analysis of the protection against arrhythmias or scientific activity facilitation of its reversion; b) study of the influence of heart's nervous system and mitochondrial oxidative stress; and c) analysis of the effects on the electrical instability induced by myocardial ischemia and the implication of IKATP current
- Development and extension of tools for the registration, processing and analysing of cardiac electrophysiological signals based on multielectrodes and optical mapping systems able to analyze voltage and calcium signals
- Study of mechanisms involved in the deterioration of the systolic function, fibrosis and the inducibility of arrhythmias in a chronic model of infarction
- Study of electrophysiological modifications and inducibility of cardiac arrhythmias in an experimental model of metabolic syndrome

PUBLICATIONS



SELECTED PUBLICATIONS

1. Palau P, Domínguez E, Ramón JM, López L, Briatore AE, Tormo JP, Ventura B, Chorro FJ, Núñez J. Home-based inspiratory muscle training for management of older patients with heart failure with preserved ejection fraction: does baseline inspiratory muscle pressure matter?. *European Journal of Cardiovascular Nursing*. 2019 Oct; 18(7): 621-627. doi: 10.1177/1474515119855183. IF: 2.497
2. Lozano WM, Arias-Mutis OJ, Calvo CJ, Chorro FJ, Zarzoso M. Diet-induced rabbit models for the study of metabolic syndrome. *Animals*. 2019 Jul 20; 9(7). pii: E463. doi: 10.3390/ani9070463. IF: 1.832
3. Santas E, Miñana G, Gummel J, Farcasan R, Payá A, Heredia R, Bodí V, Mollar A, Bertomeu-González V, Chorro FJ, Sanchis J, Lupón J, Bayés Genís A, Núñez J. International normalized ratio and mortality risk in acute heart failure and nonvalvular atrial fibrillation patients receiving vitamin K antagonists. *Revista Española de Cardiología*. 2019 Aug; 72(8): 616-624. doi: 10.1016/j.rec.2018.07.010. IF: 5.126
4. Palau P, Domínguez E, López L, Ramón JM, Heredia R, González J, Santas E, Bodí V, Miñana G, Valero E, Mollar A, Bertomeu González V, Chorro FJ, Sanchis J, Lupón J, Bayés-Genís A, Núñez J. Inspiratory muscle training and functional electrical stimulation for treatment of heart failure with preserved ejection fraction: The TRAINING-HF Trial. *Revista Española de Cardiología*. 2019 Apr; 72(4): 288-297. doi: 10.1016/j.rec.2018.01.010. IF: 5.126
5. Calvo CJ, Lozano WM, Arias-Mutis ÓJ, Such-Miquel L, Such L, Genovés P, Guill A, Millet J, Chorro FJ, Alberola A, Pandit SV, Zarzoso M. Modifications of short-term intrinsic pacemaker variability in diet-induced metabolic syndrome: a study on isolated rabbit heart. *Journal of Physiology and Biochemistry*. 2019 Jun; 75(2): 173-183. doi: 10.1007/s13105-019-00667-7. IF: 2.523

4 scientific activity

RESEARCH PROJECTS AND GRANTS FOR RESEARCH

Reference: CB16/11/00486

Title: CIBER Cardiovascular

Principal Investigator: Francisco Javier Chorro Gascó

Funding Body: *Centro de Investigación Biomédica en Red (CIBER) – Instituto de Salud Carlos III*

Beneficiary Institution: *Fundación Investigación Hospital Clínico Universitario de Valencia*

Duration: 2017-present

Reference: PIE15/00013

Title: A multidisciplinary project to advance in basic mechanisms, diagnosis, prediction, and prevention of cardiac damage in reperfused acute myocardial infarction

Principal Investigator: Vicente Bodí Peris (Francisco Javier Chorro as collaborating researcher)

Funding Body: *Instituto de Salud Carlos III*

Beneficiary Institution: *Fundación Investigación Hospital Clínico Universitario de Valencia*

Duration: 2016-2019

Total budget: €589.050

Reference: PROMETEO/2018/078

Title: *Mecanismos protectores frente a la muerte cardíaca súbita de causa arrítmica*

Principal Investigator: Francisco Javier Chorro Gascó

Funding body: *Generalitat Valenciana*

Beneficiary Institution: *Fundación Investigación Hospital Clínico Universitario de Valencia*

Duration: 2018-2021

Total budget: €275.859,02

THESIS

Thesis title: Genetic and other intrinsic factors influencing risk for elbow tendinopathy

Doctoral candidate: Emily Renae McPeck

Director(s): Yasser Alakhdar Mohmara, Antonio Alberola Aguilar

Date of the defense: 08/03/2019

Grade: *Sobresaliente “cum laude”*

Thesis title: *Implicación del canal KATP en las modificaciones que la realización de ejercicio físico crónico produce sobre algunas propiedades electrofisiológicas en el miocardio.*

Estudio en corazón aislado sometido a isquemia global aguda

Doctoral candidate: Carlos Soler López

Director(s): Luis Such Belenguer, Francisco Javier Chorro Gascó, Antonio Iradi Casal

Date of the defense: 17/04/2019

Grade: *Sobresaliente “cum laude”*

Research Group on Endothelial Cells (LINCE) Consolidated group

Group members

Principal Investigators

Carlos Hermenegildo Caudevilla. University

Collaborating researchers

Elena Monsalve Villalba. University

Ana Mompeón Campos. University

PhD researchers

Daniel Bernardo Pérez Cremades. University

Ana Belén Paes Martí. INCLIVA

Emerging researcher

Susana Novella del Campo. University

Researchers by categories



Researchers financed by competitive public calls or networks



Emerging Researcher

Susana Novella del Campo

The research focuses on the study of endothelial dysfunction associated with aging and lack of estrogens in an experimental model of menopause. We also study the regulatory role of miRNAs associated with acute coronary syndrome and estrogen-dependent vascular function and aging.

Strategic aims

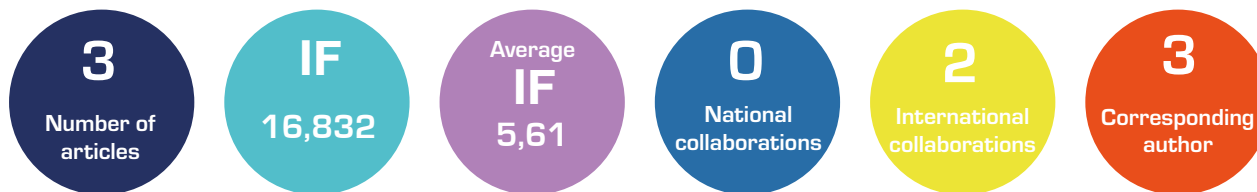
- To analyze the levels of selected miRNA of acute myocardial infarction patients included in the studies of PI16/00229
- To analyze the role of estrogen receptors on the regulation of miRNA by estradiol
- To collaborate with Rare Diseased group on the histone effects on endothelial cell function and to publish a first paper on this topic
- To incorporate new pre and postdoctoral researchers to our group

Main lines of research

- Gender differences in cardiovascular area
- Vascular effects of sex hormones
- Identification of new hormone-regulated signaling pathways in endothelium
- Identification and characterization of miRNA regulated by estradiol in endothelium
- Interaction of sex hormones with pro-atherogenic factors
- Determination of circulating endothelial progenitor cells and their link with hormone treatment

4 scientific activity

PUBLICATIONS



SELECTED PUBLICATIONS

1. Bueno-Betí C, Novella S, Soletí R, Mompeón A, Vergori L, Sanchis J, Andriantsitohaina R, Martínez MC, Hermenegildo C. Microparticles harbouring Sonic hedgehog morphogen improve the vasculogenesis capacity of endothelial progenitor cells derived from myocardial infarction patients. *Cardiovascular Research*. 2019 Feb 1; 115(2): 409-418. doi: 10.1093/cvr/cvy189. IF: 7.014
2. Novella S, Pérez-Cremades D, Mompeón A, Hermenegildo C. Mechanisms underlying the influence of oestrogen on cardiovascular physiology in women. *Journal of Physiology-London*. 2019 Oct; 597(19): 4873-4886. doi: 10.1113/JP278063. IF: 4.95
3. Novella S, Dantas AP, Hermenegildo C, Hellsten Y. Regulatory mechanisms of estrogen on vascular ageing. *Oxidative Medicine and Cellular Longevity*. 2019 Apr 28; 2019: 4859082. doi: 10.1155/2019/4859082. IF: 4.868

Principal Investigator: Carlos Hermenegildo Caudevilla

Funding body: *Instituto de Salud Carlos III*

Beneficiary institution: *Fundación Investigación Hospital Clínico Universitario de Valencia*

Duration: 2017-2019

Total budget: €138.450

THESIS

Thesis title: *Análisis de la expresión de miRNA circulantes en pacientes con infarto agudo de miocardio y su relación con citoquinas. Repercusión funcional en cultivos de células*

Doctoral candidate: Ana Mompeón Campos

Director(s): Susana Novella del Campo, Carlos Hermenegildo Caudevilla

Date of the defense: 04/03/2019

Grade: *Sobresaliente "cum laude"*

Quality recognition/Award: Extraordinary PhD program and European PhD

RESEARCH PROJECTS AND GRANTS FOR RESEARCH

Reference: COST Action CA17129

Title: Catalysing transcriptomics research in cardiovascular disease

Principal Investigator: Yvan Devaux (Susana Novella as collaborating researcher)

Funding body: European Commission

Beneficiary institution: *Fundación Investigación Hospital Clínico Universitario de Valencia*

Duration: 2018-2022

Reference: PI16/00229

Title: *Perfil plasmático de miRNA en infarto agudo de miocardio: relación con la evolución clínica en pacientes y con la función cardiovascular y posible terapia con micropartículas en ratones*

Research Group on Clinical Cardiology Consolidated group

Group members

Principal Investigators

Juan Sanchis Forés. Hospital. University

Collaborating researchers

Vicente Ruiz Ros. Hospital. University

Sergio García Blas. Hospital. INCLIVA

Ernesto Valero Picher. Hospital

Gemma Miñana Escrivá. Hospital

Rafael de la Espriella Juan. Hospital

Vicente Pernias Escrig. INCLIVA

Enrique Santas Olmeda. Hospital

Anna Mollar Fernández. INCLIVA

Agustín Fernández Cisnal. Hospital

PhD researchers

Clara Sastre Arbona. CIBER

Emerging Researchers

Julio Núñez Villota. Hospital. University

Technicians

José Manuel Civera Gómez. INCLIVA

Adriana Conesa Bona. INCLIVA

Amparo Villaescusa Capilla. INCLIVA

Researchers by categories



Researchers financed by competitive public calls or networks



Networks



Emerging Researcher

Julio Núñez Villota

The research team has focused on the development of new clinical tools to improve diagnosis, risk stratification and treatment of patients with ischemic heart disease and heart failure. More specifically, we focus on identifying new biomarkers and therapeutic strategies. We have already carried out several independent clinical trials and have undergone numerous observational studies (potential utility of peritoneal dialysis for patients with advanced heart failure, the development of new algorithms for the monitoring of patients and the development of a new multi-marker approach for the stratification of the risk).

Strategic aims

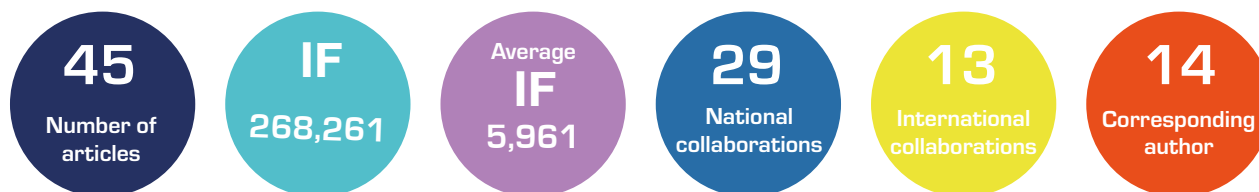
- Publication of manuscripts in high IF journals
- CIBER Cardiovascular
- Development of FIS projects

Main lines of research

- Research line in heart failure
- Research line in acute coronary syndrome
- Investigation line in interventional cardiology

4 scientific activity

PUBLICATIONS



SELECTED PUBLICATIONS

1. Lopes RD, Heizer G, Aronson R, Vora AN, Massaro T, Mehran R, Goodman SG, Windecker S, Darius H, Li J, Averkov O, Bahit MC, Berwanger O, Budaj A, Hijazi Z, Parkhomenko A, Sinnaeve P, Storey RF, Thiele H, Vinereanu D, Granger CB, Alexander JH; AUGUSTUS Investigators. Antithrombotic therapy after acute coronary syndrome or PCI in atrial fibrillation. *New England Journal of Medicine*. 2019 Apr 18; 380(16): 1509-1524. doi: 10.1056/NEJMoa1817083. IF: 70.67
2. Wettersten N, Horiuchi Y, van Veldhuisen DJ, Mueller C, Filippatos G, Nowak R, Hogan C, Kontos MC, Cannon CM, Müller GA, Birkhahn R, Taub P, Vilke GM, Barnett O, McDonald K, Mahon N, Nuñez J, Briguori C, Passino C, Murray PT, Maisel A. B-type natriuretic peptide trend predicts clinical significance of worsening renal function in acute heart failure. *European Journal of Heart Failure*. 2019 Dec; 21(12): 1553-1560. doi: 10.1002/ejhf.1627. IF: 13.965
3. Rodriguez-Palomares JF, Gavara J, Ferreira-González I, Valente F, Rios C, Rodríguez-García J, Bonanad C, García Del Blanco B, Miñana G, Mutuberria M, Nuñez J, Barrabés J, Evangelista A, Bodí V, García-Dorado D. Prognostic value of initial left ventricular remodeling in patients with reperfused STEMI. *JACC-Cardiovascular Imaging*. 2019 Dec; 12(12): 2445-2456. doi: 10.1016/j.jcmg.2019.02.025. IF: 10.975
4. Bueno-Betí C, Novella S, Soletí R, Mompeón A, Vergori L, Sanchis J, Andriantsitohaina R, Martínez MC, Hermenegildo C. Microparticles harbouring sonic hedgehog morphogen improve the vasculogenesis capacity of endothelial progenitor cells derived from myocardial infarction patients. *Cardiovascular Research*. 2019 Feb 1; 115(2): 409-418. doi: 10.1093/cvr/cvy189. IF: 7.014
5. Tonet E, Campo G, Maietti E, Formiga F, Martínez-Sellés M, Pavasini R, Biscaglia S, Serenelli M, Sanchis J, Díez-Villanueva P, Bugani G, Vitali F, Ruggiero R, Cimaglia

P, Bernucci D, Volpato S, Ferrari R, Ariza-Solé A. Nutritional status and all-cause mortality in older adults with acute coronary syndrome. *Clinical Nutrition*. 2019 Jul 9. pii: S0261-5614(19)30281-X. doi: 10.1016/j.clnu.2019.06.025. IF: 6.402

RESEARCH PROJECTS AND GRANTS FOR RESEARCH

Reference: PI17/O1426

Title: *Retirada del tratamiento betabloqueante en pacientes con insuficiencia cardíaca con función sistólica preservada e incompetencia cronotrópica. Efecto sobre la capacidad funcional*

Principal Investigator: Julio Núñez Villota

Funding Body: Instituto de Salud Carlos III

Beneficiary Institution: Fundación Investigación Hospital Clínico Universitario de Valencia

Duration: 2018-2020

Total budget: €127.050

Reference: PI17/O1736

Title: *Comparación aleatoria entre las estrategias invasivas y conservadoras en pacientes ancianos frágiles con infarto de miocardio sin elevación del segmento ST (MOSCA-FRAIL)*

Principal Investigator: Gemma Miñana Escrivá

Funding Body: Instituto de Salud Carlos III

Beneficiary Institution: Fundación Investigación Hospital Clínico Universitario de Valencia

Duration: 2018-2020

Total budget: €70.180

Reference: PIE15/O0013

Title: A multidisciplinary Project to advance in basic mechanisms, diagnosis, prediction, and prevention of cardiac damage in reperfused acute myocardial infarction

scientific activity 4

Principal Investigator: Vicente Bodí Peris (Juan Sanchis and Julio Núñez as collaborating researchers)

Funding Body: *Instituto de Salud Carlos III*

Beneficiary Institution: *Fundación Investigación Hospital Clínico Universitario de Valencia*

Duration: 2016-2019

Total budget: €589.050

Reference: CB16/11/00420

Title: *Incorporación nuevos grupos al Consorcio CIBER*

Principal Investigator: Juan Sanchis Forés

Funding Body: *Centro de Investigación Biomédica en Red (CIBER) – Instituto de Salud Carlos III*

Beneficiary Institution: *Fundación Investigación Hospital Clínico Universitario de Valencia*

Duration: 2017-present

4 scientific activity

Research Group on the Study of Cardiovascular Risk in Children and Adolescents Consolidated group

Group members

Principal Investigators

Empar Lurbe i Ferrer. University

Collaborating researchers

Isabel Torró Doménech. University

Julio Álvarez Pitti. University

Francisco Aguilar Bacallado. University

Nuria García Carbonell. University

Pau Redón Lurbe. CIBERobn

Technician

Francisco Ponce Zanón. CIBERobn

Carlos Planells Palop. INCLIVA

José Miguel Calderón Terol. INCLIVA

Gonzalo Collantes Pablo. INCLIVA

Irene Cuenca Ortolá. INCLIVA

Administrative assistant

Christine Deutsch. INCLIVA

Researchers by categories



Networks

ciberobn

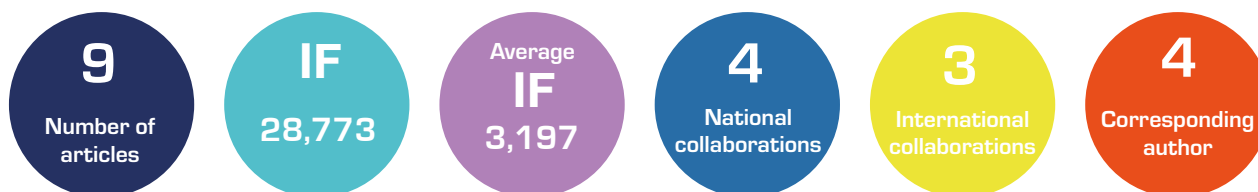
Strategic aims

- The iPEDITEC Unit brings healthcare workers into daily contact with engineers developing software for signal capture through mobile devices. Studying the psychological parameters that facilitate personalized therapy has been a priority aim during 2019, resulting in improved treatment of obese pediatric patients in the Unit
- The PAIDO Program is focused on personalized medical care extended through initiatives involving family, educators, nutritionists, physical education teachers and other social agents. Treatment goes beyond the hospital setting to include the child's environment and personal sphere and is supported by state-of the art artificial intelligence technologies
- To improve the knowledge of fetal life and postnatal growth on the development of cardiometabolic risk factors early in life. The KITE cohort is a prospective study starting at birth and assessing the determinants of cardiometabolic risk factors in the first decades of life. Omics data from umbilical cord are available and the analysis of the interaction between clinical data and omics may help to introduce actions in critical periods of life and the potential contribution to reduce cardiometabolic disease later in life. Dr. Lurbe is the coordinator of the new document of the European Guidelines on Arterial Hypertension in Children and Adolescents

Main lines of research

- New technologies applied to the detection of congenital heart diseases and sepsis in asymptomatic newborn babies
- Childhood obesity: New insights in the personalized treatment: Study of the cardiorespiratory capacity
- New technologies applied to the treatment of obesity: Physical exercise preventing and treating obesity
- Arterial hypertension in children and adolescents
- Cardiovascular and renal risk in diabetes
- Early origins of cardiometabolic risk factors assessed in a prospective study starting at birth (Cohort KITE)
- Obese mothers: Influence of breast feeding in the offspring during the first year of life

PUBLICATIONS



SELECTED PUBLICATIONS

1. Lurbe E, Torró I, Álvarez J, Aguilar F, Mancia G, Redon J, Redon P. Impact of ESH and AAP hypertension guidelines for children and adolescents on office and ambulatory blood pressure-based classifications. *Journal of Hypertension*. 2019; 37: 2414-2421. doi: 10.1097/HJH.0000000000002229. IF: 4.209
2. Redon P, Maloberti A, Facchetti R, Redon J, Lurbe E, Bombelli M, Mancia G, Grassi G. Gender-related differences in serum uric acid in treated hypertensive patients from central and east European countries: findings from the Blood Pressure control rate and Cardiovascular Risk profile study. *Journal of Hypertension*. 2019; 37:380-388. doi: 10.1097/HJH.0000000000001908. IF: 4.209
3. Muñiz Fontán M, Oulego Erroz I, Revilla Orias D, Muñoz Lozón A, Rodríguez Núñez A, Lurbe I Ferrer E. Thoracic aortic intima-media thickness in preschool children born small for gestational age. *Journal of paediatrics*. 2019 May; 208: 81-88.e2. doi: 10.1016/j.jpeds.2018.12.037. IF: 3.739
4. Pérez RF, Santamarina P, Tejedor JR, Urdinguio RG, Álvarez-Pitti J, Redon P, Fernández AF, Fraga MF, Lurbe E. Longitudinal genome-wide DNA methylation analysis uncovers persistent early-life DNA methylation changes. *Journal of Translational Medicine*. 2019; 17: 15. doi: 10.1186/s12967-018-1751-9. IF: 4.098
5. Lurbe E, Redon J. Immigration and hypertension in youths learning from one country's experience. *Journal of Hypertension*. 2019; 37: 680-682. doi: 10.1097/HJH.0000000000002028. IF: 4.209

RESEARCH PROJECTS AND GRANTS FOR RESEARCH

Reference: PI17/O1517

Title: *Programación fetal y desarrollo postnatal en hijos de madres obesas: modulación por la alimentación en el primer año de vida*

Principal Investigator: Empar Lurbe i Ferrer

Funding Body: *Instituto de Salud Carlos III*

Beneficiary Institution: *Fundación Investigación Hospital Clínico Universitario de Valencia*

Duration: 2018-2020

Total budget: €170.005

Reference: EAT4HEALTHYLIFE

Title: *Obesity and abnormal eating behavior across the lifespan. A cross sectional and longitudinal approach of environmental and neurobiological factors*

Principal Investigator: Fernando Fernández Aranda (Empar Lurbe, Julio Álvarez, Pau Redón as collaborating researchers)

Funding Body: *CIBERobn. Instituto de Salud Carlos III*

Beneficiary Institution: *Consorcio Hospital General Universitario de Valencia*

Duration: 2018-2020

Total budget: €69.220

Reference: CB06/O3/0039

Title: *Centro de Investigación Biomédica en Red (CIBER) de Fisiopatología de la Obesidad y Nutrición (CIBERobn)*

Principal Investigator: Empar Lurbe i Ferrer

Funding Body: *Centro de Investigación Biomédica en Red (CIBER) - Instituto de Salud Carlos III*

Beneficiary Institution: *Consorcio Hospital General Universitario de Valencia*

Duration: 2006-present

Total budget: €85.000

4 scientific activity

Reference: PROMETEO/2016/084

Title: *Innovación tecnológica en la evaluación del sistema nervioso simpático en adolescentes y adultos jóvenes obesos: Papel en la estratificación del riesgo e intervención terapéutica*

Principal Investigator: Josep Redón i Mas

Funding Body: *Conselleria de Educación, Investigación, Cultura y Deporte*

Beneficiary Institution: *Fundación Investigación Hospital Clínico Universitario de Valencia*

Duration: 2016-2019

Total budget: €246.190

Reference: PAIDO

Title: *Marchando con mi pediatra Paido. Programa PAIDO*

Principal Investigator: María Isabel Torró Doménech and Julio Álvarez Pitti

Funding Body: *Consorcio Hospital General Universitario de Valencia and Ayuntamiento de Valencia*

Beneficiary Institution: *Fundación Investigación Hospital General Universitario de Valencia*

Duration: 2016-present

Cardiometabolic Research Group on Primary Care Consolidated group

Group members

Principal Investigators

Jorge Navarro Pérez. Clínico-Malvarrosa Health Department

Collaborating researchers

Alvaro Bonet Pla. Clínico-Malvarrosa Health Department

Victoria Gosalbes Soler. Clínico-Malvarrosa Health Department

Nidia Ruiz Varea. Clínico-Malvarrosa Health Department

Pilar Roca Navarro. University. Clínico-Malvarrosa Health Department

José Luis Trillo Mata. Clínico-Malvarrosa Health Department

Ruth Usó Talamantes. Clínico-Malvarrosa Health Department

Researchers by categories



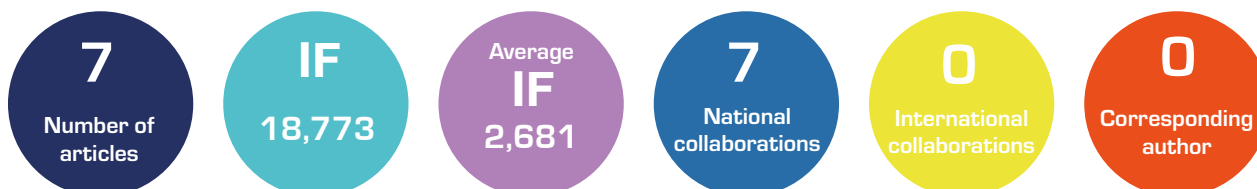
Strategic aims

- Consolidation of various lines of cardiometabolic research
- Consolidation of a network of partners in the area of primary care

Main lines of research

- Cardiovascular population studies (ESCARVAL)
- Studies monitoring cardiovascular risk factors (ADAMPA)
- Population studies on fractures prevention

PUBLICATIONS



4 scientific activity

SELECTED PUBLICATIONS

1. Álvarez-Guisasola F, Orozco-Beltrán D, Cebrián-Cuenca AM, Ruiz Quintero MA, Angullo Martínez E, Ávila Lachica L, Ortega Millán C, Caride Miana E, Navarro-Pérez J, Sagredo Perez J, Barrot de la Puente J, Cos Claramunt FX. Management of hyperglycaemia with non-insulin drugs in adult patients with type 2 diabetes. *Atención Primaria*. 2019 Aug-Sep; 51(7): 442-451. doi: 10.1016/j.aprim.2019.05.014. IF: 1.346
2. Millá-Perseguer M, Guadalajara-Olmeda N, Vivas-Consuelo D, Usó-Talamantes R. Measurement of health-related quality by multimorbidity groups in primary health care. *Health and Quality of Life Outcomes*. 2019 Jan 11; 17(1): 8. doi: 10.1186/s12955-018-1063-z. IF: 2.318
3. Redón J, Usó R, Trillo JL, López C, Morales-Olivas F, Navarro J, Sanchis J, Gil V, Orozco-Beltrán D. Number of drugs used in secondary cardiovascular prevention and late survival in the population of Valencia Community, Spain. *International Journal of Cardiology*. 2019 Oct 15; 293: 260-265. doi: 10.1016/j.ijcard.2019.05.071. IF: 3.471
4. Hurtado-Navarro I, García-Sempere A, Rodríguez-Bernal C, Sanfélix-Genovés J, Peiró S, Sanfélix-Gimeno G. Impact of drug safety warnings and cost-sharing policies on osteoporosis drug utilization in Spain: a major reduction but with the persistence of over and underuse. Data from the ESOSVAL cohort from 2009 to 2015. *Frontiers in Pharmacology*. 2019 Jul 10; 10: 768. doi: 10.3389/fphar.2019.00768. IF: 3.845
5. Bertomeu-González V, Soriano Maldonado C, Bleda-Cano J, Carrascosa-Gonzalvo S, Navarro-Perez J, López-Pineda A, Carratalá-Munuera C, Gil Guillén VF, Quesada JA, Brotons C, Orozco-Beltrán D. Predictive validity of the risk SCORE model in a Mediterranean population with dyslipidemia. *Atherosclerosis*. 2019 Nov; 290: 80-86. doi: 10.1016/j.atherosclerosis.2019.09.007. IF: 4.255

RESEARCH PROJECTS AND GRANTS FOR RESEARCH

Reference: PI16/02130

Title: *Impacto de la auto-medición y el auto-ajuste de la medicación antihipertensiva en el control de la hipertensión arterial. Un ensayo clínico pragmático: estudio ADAMPA*

Principal Investigator: Jorge Navarro Pérez, José Sanfélix-Genovés

Funding Body: *Instituto de Salud Carlos III*

Beneficiary Institution: *Fundación Investigación Hospital Clínico Universitario de Valencia*

Duration: 2017-2019

Total budget: €86.515

THESIS

Thesis title: *Análisis epidemiológico de la fibromialgia en la Comunidad Valenciana*

Doctoral candidate: Asensio Francisco Cabo Meseguer

Director(s): Jose Luis Trillo Mata, Germán Cerdá Olmedo

Date of the defense: 25/02/2019

Grade: *Sobresaliente "cum laude"*

Research Group on the Study of Cardiometabolic and Renal Risk Consolidated group

Group members

Principal Investigators

Josep Redón i Mas. Hospital. University

Collaborating researchers

M^a José García-Fuster González-Alegre. Hospital

M^a José Galindo Puerto. Hospital. University

M^a José Forner Giner. Hospital. University

María José Fabiá Valls. Hospital

Raquel Cortés Vergaz. INCLIVA

Ana Ferrer Albero. INCLIVA

Javier Gámez Payá. INCLIVA

Estela Selma Soriano. INCLIVA

Ana Ortega Gutiérrez. INCLIVA

PhD researchers

José Luis Holgado Sánchez. INCLIVA

Cristina López Zumel. INCLIVA

Adrián Ruiz Hernández. Hospital. INCLIVA

Elena Solaz Moreno. Hospital

Olga Martínez Arroyo. INCLIVA

Emerging Researchers

Fernando Martínez García. Hospital. University

Technicians

Óscar Calaforra Juan. CIBERobn

Noemí Dolz Gilba. INCLIVA

Antonio Fernández Giménez. INCLIVA

Alexandra Eugenia Muñoz Oliver. INCLIVA

María Inmaculada Saurí Ferrer. INCLIVA

Researchers by categories



Researchers financed by competitive public calls or networks



Emerging Researcher

Fernando Martínez García

During the last year we have focused our research activity on the mechanisms involved in the development of microalbuminuria and kidney damage in hypertensive patients. We are also studying the role of new imaging techniques for the early diagnosis of atherosclerosis and the potential value of markers of vascular rigidity for risk prediction. And we are conducting some collaborative studies on the metabolic syndrome and insulin resistance.

4 scientific activity

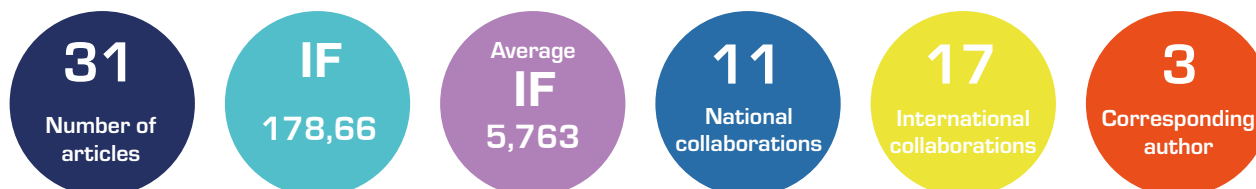
Strategic aims

- To start-up the laboratory for the analysis of podocytes (identification, cultivation and phenotyping) and its derivatives: micro-RNA, exosomes
- The integration of metabolomics and genomics in the study of factors related to the development of kidney damage
- Development of studies for noninvasive hemodynamic characterization in vascular pathology
- Analysis of morbidity and mortality linked to the presence of hypertension and renal injury
- Development of in vitro studies of platelet and leukocyte adhesion in venous thromboembolism
- Genetic studies related to obesity and overweight and venous thromboembolism
- Development of phase III and IV clinical trials

Main lines of research

- Mechanisms of development of renal damage associated with hypertension with special emphasis on the podocyte damage
- Impact of cardiovascular risk factors and renal function in absolute morbidity and mortality in high-risk population and in the general population
- Inflammation and oxidative stress in the development of cardiovascular disease
- Genomics, proteomics and metabolomics of early cardiometabolic and renal disorders
- Impact of environmental toxins (metals) in cardiometabolic risk
- Identification of polymorphisms and related to the control of BMI and waist circumference and the risk of obesity genes
- Venous thrombosis in young patients: factors associated with its development
- The relationship between risk of venous thromboembolic disease and arteriosclerosis

PUBLICATIONS



SELECTED PUBLICATIONS

1. NCD Risk Factor Collaboration (NCD-RisC). Rising rural body-mass index is the main driver of the global obesity epidemic in adults. *Nature*. 2019 May; 569(7755): 260-264. doi: 10.1038/s41586-019-1171-x. IF: 43.07
2. Böhm M, Schumacher H, Teo KK, Lonn EM, Mahfoud F, Mann JFE, Mancia G, Redon J, Schmieder RE, Marx N, Sliwa K, Weber MA, Williams B, Yusuf S. Cardiovascular outcomes and achieved blood pressure in patients with and without diabetes at high cardiovascular risk. *European Heart Journal*. 2019 Jul 1; 40(25): 2032-2043. doi: 10.1093/eurheartj/ehz149. IF: 23.239
3. Domingo-Relloso A, Grau-Perez M, Galan-Chilet I, Garrido-Martinez MJ, Tormos C, Navas-Acien A, Gomez-Ariza JL, Monzo-Beltran L, Saez-Tormo G, Garcia-Barrera T, Dueñas Laita A, Briongos Figuero LS, Martin-Escudero JC, Chaves FJ, Redon J, Tellez-Plaza M. Urinary metals and metal mixtures and oxidative stress biomarkers in an adult population from Spain: the Hortega Study. *Environment International*. 2019 Feb; 123: 171-180. doi: 10.1016/j.envint.2018.11.055. IF: 7.943
4. Domingo-Relloso A, Grau-Perez M, Briongos-Figuero L, Gomez-Ariza JL, Garcia-Barrera T, Dueñas-Laita A, Bobb JF, Chaves FJ, Kioumourtzoglou MA, Navas-Acien A, Redon-Mas J, Martin-Escudero JC, Tellez-Plaza M. The association of urine metals and metal mixtures with

cardiovascular incidence in an adult population from Spain: the Hortega Follow-Up Study. *International Journal of Epidemiology*. 2019 Dec 1; 48(6): 1839-1849. doi: 10.1093/ije/dyz061. IF: 7.339

- NCD Risk Factor Collaboration. National trends in total cholesterol obscure heterogeneous changes in HDL and non-HDL cholesterol and total-to-HDL cholesterol ratio: a pooled analysis of 458 population-based studies in Asian and Western countries. *International Journal of Epidemiology*. 2019 Jul 18. pii: dyz099. doi: 10.1093/ije/dyz099. IF: 7.339

RESEARCH PROJECTS AND GRANTS FOR RESEARCH

Reference: 779780 - BodyPass

Title: API-ecosystem for cross-sectorial exchange of 3D personal data

Principal Investigator: Josep Redón i Mas

Funding body: European Commission

Beneficiary institution: *Fundación Investigación Hospital Clínico Universitario de Valencia*

Duration: 2018-2020

Total budget: €351.937,50

Reference: 780495 - BigMedilytics

Title: Big Data for Medical Analytics

Principal Investigator: Josep Redón i Mas

Funding body: European Commission

Beneficiary institution: *Fundación Investigación Hospital Clínico Universitario de Valencia*

Duration: 2018-2021

Total budget: €1.062.136,25

Reference: 785815 - BigData@Heart

Title: Big Data for Better Hearts

Action: IMI2 Call 7 Topic 7 "Increase access and use of high quality data to improve clinical outcomes in heart failure (HF), atrial fibrillation (AF), and acute coronary syndrome (ACS) patients", under the Big Data for Better Outcomes programme

Principal Investigator: Josep Redón i Mas

Funding body: European Commission

Beneficiary institution: *Fundación Investigación Hospital Clínico Universitario de Valencia*

Duration: 2017-2022

Total budget: €386.250 (Contribution EC: 100%)

Reference: 724099 - ADVANTAGE

Title: Managing Frailty. A comprehensive approach to promote a disability-free advanced age in Europe: the ADVANTAGE initiative

Principal Investigator: Josep Redón i Mas

Funding body: European Commission (3rd Health Program)

Beneficiary institution: *Fundación Investigación Hospital Clínico Universitario de Valencia*

Duration: 2016-2019

Total budget: €130.005

Reference: PI17/02217

Title: *Modelos predictivos en insuficiencia cardíaca con FE preservada-intermedia a partir de información de los registros electrónicos de salud. Valor aditivo de marcadores de metabólica*

Principal Investigator: Fernando Martínez García and Vanina González

Funding body: *Instituto de Salud Carlos III*

Beneficiary institution: *Fundación Investigación Hospital Clínico Universitario de Valencia*

Duration: 2018-2020

Total budget: €24.200

Reference: PI16/01402

Title: *Estudio experimental in vivo e in vitro y la aplicación clínica del impacto de las proteínas del complejo Rhabphilin-Rab en el desarrollo del daño renal y cardiovascular*

Principal Investigator: Josep Redón i Mas

Funding body: *Instituto de Salud Carlos III*

Beneficiary institution: *Fundación Investigación Hospital Clínico Universitario de Valencia*

Duration: 2017-2019

Total budget: €194.205

Reference: PROMETEO/2016/084

Title: *Innovación tecnológica en la evaluación del sistema nervioso simpático en adolescentes y jóvenes obesos*

Principal Investigator: Josep Redón Mas

Funding Body: *Conselleria de Educación, Cultura y Deporte*

Beneficiary Institution: *Fundación Investigación Hospital Clínico Universitario de Valencia*

Duration: 2016-2019

Total budget: €246.190

4 scientific activity

THESIS

Thesis title: *Estudio de la evolución del sellado distal iliaco en el tratamiento endovascular de la aorta abdominal*

Doctoral candidate: Pau Bargay Juan

Director[s]: Josep Redón i Mas, Ángel Plaza Martínez

Date of the defense: 25/02/2019

Grade: *Sobresaliente "cum laude"*

Research Group on Vascular Function Consolidated group

Group members

Principal Investigators

José M^a Vila Salinas. University

Collaborating researchers

Martín Aldasoro Celaya. University

M^a Dolores Mauricio Aviño. University

Researchers by categories

R2
1

R4
2

Strategic aims

- Vascular changes associated with different pathologies
- Regulation of blood flow

Main lines of research

- Characterization of alterations in the control of vascular tone and endothelial function induced by aging
- The effects of exercise training on the vascular response
- Vascular and extravascular effects of ranolazine
- Improvement of insulin vascular effects by ranolazine
- Vascular effects of nanoparticles

PUBLICATIONS

3

Number of
articles

IF

11,268

Average
IF
3,756

2

National
collaborations

1

International
collaborations

1

Corresponding
author

SELECTED PUBLICATIONS

1. Jorda A, Cauli O, Santonja JM, Aldasoro M, Aldasoro C, Obrador E, Vila JM, Mauricio MD, Iradi A, Guerra-Ojeda S, Marchio P, Valles SL. Changes in chemokines and chemokine receptors expression in a mouse model of Alzheimer's Disease. *International Journal of Biological Sciences*. 2019 Jan 1; 15(2): 453-463. doi: 10.7150/ijbs.26703. IF: 4.067
2. Marchio P, Guerra-Ojeda S, Vila JM, Aldasoro M, Victor VM, Mauricio MD. Targeting early atherosclerosis: a focus on oxidative stress and inflammation. *Oxidative Medicine and Cellular Longevity*. 2019 Jul 1; 2019: 8563845. doi: 10.1155/2019/8563845. IF: 4.868
3. Valles SL, Iradi A, Aldasoro M, Vila JM, Aldasoro C, De la Torre J, Campos-Campos J, Jorda A. Function of Glia in Aging and the Brain Diseases. *International Journal of Medical Sciences*. 2019 Oct 5; 16(11): 1473-1479. doi: 10.7150/ijms.37769. IF: 2.333

THESIS

Thesis title: *Alteraciones vasculares inducidas por un modelo de síndrome metabólico en conejo*

Doctoral candidate: Marc Gimeno Raga

Director[s]: Martín Aldasoro Celaya, Soraya Vallé Martín Lilian, María Dolores Mauricio Aviño

Date of the defense: 03/05/2019

Grade: *Sobresaliente "cum laude"*

4 scientific activity

Research Group on Pediatric Nutrition Consolidated group

Group members

Principal Investigators

Cecilia Martínez Costa. Hospital. University

Collaborating researchers

Francisco Núñez Gómez. Hospital. University

Javier Buesa Gómez. Hospital. University

M^a Ángeles Montal Navarro. University

Pablo García Molina. University

Evelin Balaguer López. Hospital. University

Elena Crehuá Gaudiza. Hospital

Julia Sánchez Zahonero. Hospital

Inmaculada Tarazona Casany. Hospital

Javier Estañ Capell. Hospital. University

Laura Martínez Rodríguez. Hospital

PhD researchers

Ana Paula Grattarola. INCLIVA

Researchers by categories



Researchers financed by competitive public calls or networks



Strategic aims

Cardiovascular area:

- Study of metabolome, epigenetic markers and microbiome in obese children with/without insulin resistance before and after personalized nutritional intervention and physical exercise

Area of human milk:

- Characterization of mother-infant microbiome in term and preterm infants

Area of hospital malnutrition and artificial nutrition:

- Validation of the pediatric screening tools for detecting the risk of malnutrition linked to chronic disease and pediatric hospitalization

Main lines of research

Cardiovascular area:

- Study of early markers of vascular damage in dyslipidemic obese children by Doppler ultrasonography to establish a correlation with insulin resistance and other metabolic markers
- Monitoring exercise and energy consumption in obese schoolchildren and teenagers to adjust nutritional intervention

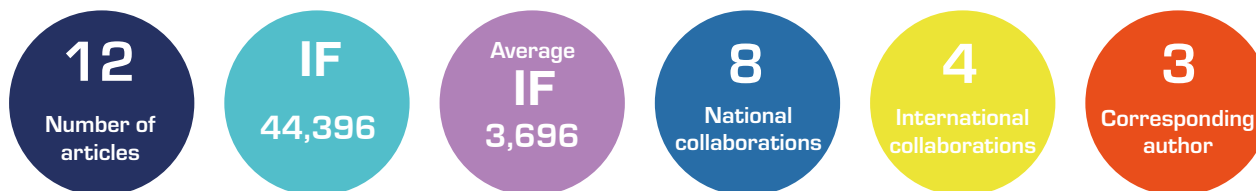
Area of human milk:

- Analysis of mother-fetal microbiome in term and preterm infants
- Analysis of defensive factors against norovirus infections and its relationship with histo-blood group antigens and FUT genotype

Area of hospital malnutrition and artificial nutrition:

- Screening procedures for detecting the risk of malnutrition linked to chronic disease and pediatric hospitalization
- Multicenter study of acceptance and quality of life in children treated with home enteral nutrition

PUBLICATIONS



SELECTED PUBLICATIONS

- Gómez-Gallego C, García-Mantrana I, Martínez-Costa C, Salminen S, Isolauri E, Collado MC. The microbiota and malnutrition: impact of nutritional status during early life. *Annual Review of Nutrition*. 2019 Aug 21; 39: 267-290. doi: 10.1146/annurev-nutr-082117-051716. IF: 8.422
- Cabrera-Rubio R, Kunz C, Rudloff S, García-Mantrana I, Crehuá-Gaudiza E, Martínez-Costa C, Collado MC. Association of maternal secretor status and human milk oligosaccharides with milk microbiota: an observational pilot study. *Journal of Pediatric Gastroenterology and Nutrition*. 2019 Feb; 68(2): 256-263. doi: 10.1097/MPG.0000000000002216. IF: 3.015
- Samuel TM, Binia A, de Castro CA, Thakkar SK, Billeaud C, Agosti M, Al-Jashi I, Costeira MJ, Marchini G, Martínez-Costa C, Picaud JC, Stiris T, Stoicescu SM, Vanpeé M, Domellöf M, Austin S, Sprenger N. Impact of maternal characteristics on human milk oligosaccharide composition over the first 4 months of lactation in a cohort of healthy European mothers. *Scientific Reports*. 2019 Aug 13; 9(1): 11767. doi: 10.1038/s41598-019-48337-4. IF: 4.011
- Martínez-Costa C, Calderón C, Gómez-López L, Borraz S, Crehuá-Gaudiza E, Pedrón-Giner C. Nutritional outcome in home gastrostomy-fed children with chronic diseases. *Nutrients*. 2019 Apr 26; 11(5). pii: E956. doi: 10.3390/nu11050956. IF: 4.171
- Gozalbo-Rovira R, Ciges-Tomas JR, Vila-Vicent S, Buesa J, Santiso-Bellón C, Monedero V, Yebra MJ, Marina A, Rodríguez-Díaz J. Unraveling the role of the secretor antigen in human rotavirus attachment to histo-blood group antigens. *PLoS Pathogens*. 2019 Jun 21; 15(6): e1007865. doi: 10.1371/journal.ppat.1007865. IF: 6.463

RESEARCH PROJECTS AND GRANTS FOR RESEARCH

Reference: MAMI

Title: MAMI - The Power of Maternal Microbes on Infant Health

Principal Investigator: M^a Carmen Collado Amores (Cecilia Martínez Costa as collaborating researcher)

Funding body: European Commission

Beneficiary institution: *Consejo Superior de Investigaciones Científicas*

Duration: 2015-2020

Total budget: €1.499.978,43

Reference: INTIMIC-085

Title: Maternal obesity and cognitive dysfunction in the offspring: cause effect role of the GUT Microbiome and early dietary prevention

Principal Investigator: Patricia Lozzo (Cecilia Martínez Costa as collaborating researcher)

Funding Body: JPI HDHL. European Commission

Beneficiary Institution: *Fundación Investigación Hospital Clínico Universitario de Valencia*

Duration: 2017-2020

Total budget: €778.240

Reference: PCIN-2017-117

Title: *Obesidad materna y disfunción cognitiva en la descendencia: papel causa-efecto de la microbiota intestinal y prevención dietética temprana*

Principal Investigator: Consuelo Borrás Blasco (Cecilia Martínez Costa as collaborating researcher)

Funding body: *Ministerio de Economía y Competitividad*

Beneficiary institution: *Universidad de Valencia*

Duration: 2017-2020

Total budget: €143.000

4 scientific activity

Title: P119/00354

Title: *Efectividad de la vacunación antigripal y antineumocócica para prevenir la hospitalización en personas menores de 65 años que presentan condiciones de riesgo*

Principal Investigator: Ángela Domínguez García (Francisco Núñez as collaborating researcher)

Funding body: *Instituto de Salud Carlos III*

Beneficiary Institution: *Fundación Investigación Hospital Clínico Universitario de Valencia*

Duration: 2019-2022

Total budget: €220,220

Title: P117/00565

Title: *Evaluación de una intervención basada en la evidencia para reducir la bacteriemia asociada a catéter vascular central en recién nacidos de muy bajo peso (RNMBP)*

Principal Investigator: Jose Ignacio Pijaón Zubizarreta (Javier Estañ Capell as collaborating researcher)

Funding body: *Instituto de Salud Carlos III*

Beneficiary institution: *Asociación Instituto de Investigación Sanitaria Biocruces*

Duration: 2018-2020

Total budget: €146.107,50

Title: GV/2019/150

Title: *Úlceras por compresión: estudio de los mecanismos básicos y evaluación de polímeros para su prevención en un modelo animal murino*

Principal Investigator: Iván Julián Rochina (Pablo García Molina as collaborating researcher)

Funding body: *Conselleria de Innovación, Universidades, Ciencia y Sociedad Digital*

Beneficiary institution: *Universidad de Valencia*

Duration: 2019

Total budget: €16.000

Group on Translational Research in Ischemic Heart Disease Consolidated group

Group members

Principal Investigators

Vicente Bodí Peris. Hospital. University

Collaborating researchers

Clara Bonanad Lozano. Hospital. University

Amparo Ruiz Saurí. University

Paolo Racugno. Hospital

Ana Díaz Cuevas. University

Víctor Marcos Garcés. Hospital

PhD researchers

César Ríos Navarro. INCLIVA

José Gavara Doñate. INCLIVA

Elena de Dios Lluch. University

Nerea Pérez Solé. INCLIVA

Researchers by categories



Researchers financed by competitive public calls or networks



Strategic aims

- From our research experience from the last years in the clinical and experimental field related to ischemic cardiopathy, our current goal is to focus into a translational approach
- In 2019 we continued dilucidating the physiological role of the immune dysregulation as well as the macroscopic, microscopic and molecular changes in the fibrotic process after a myocardial infarction by using a swine model. Moreover, we have started clarifying the implication of angiogenesis and new angiogenic biomarkers in the recovery of the microvasculature after a myocardial infarction in animal models and in patients
- We have also developed new tools to study patients with ST-segment elevation myocardial infarction using cardiac magnetic resonance imaging

Main lines of research

- Prospective registry of patients with first ST-segment elevation myocardial infarction studied with cardiac magnetic resonance imaging
- Multicenter registry of patients with myocardial ischemia studied with stress cardiac magnetic resonance imaging
- Porcine and mice model of experimental myocardial ischemia and myocardial infarction. To achieve a better understanding of the pathophysiology of ischemia, necrosis, fibrosis, angiogenesis, and reperfusion injury and test new novel therapeutic avenues
- Involvement in several large international multicenter clinical trials in the field of acute coronary syndromes

4 scientific activity

PUBLICATIONS



SELECTED PUBLICATIONS

1. Rios-Navarro C, Marcos-Garces V, Bayes-Genis A, Husser O, Nuñez J, Bodi V. Microvascular Obstruction in ST-Segment Elevation Myocardial Infarction: Looking Back to Move Forward. Focus on CMR. Journal of Clinical Medicine. 2019 Oct 28; 8(11). pii: E1805. doi: 10.3390/jcm8111805. IF: 5.688
2. Bodi V. Strain by Feature Tracking: A Short Summary of the Journey of CMR in STEMI. JACC Cardiovascular Imaging. 2019 Jul; 12(7 Pt 1): 1199-1201. doi: 10.1016/j.jcmg.2018.08.009. IF: 10.975
3. Perez-Terol I, Rios-Navarro C, de Dios E, Morales JM, Gavara J, Perez-Sole N, Diaz A, Minana G, Segura-Sabater R, Bonanad C, Bayés-Genis A, Husser O, Monmeneu JV, Lopez-Lereu MP, Nunez J, Chorro FJ, Ruiz-Sauri A, Bodi V, Monleon D. Magnetic resonance microscopy and correlative histopathology of the infarcted heart. Scientific Reports. 2019 Dec 27; 9(1): 20017. doi: 10.1038/s41598-019-56436-5. IF: 4.011
4. Almenar S, Rios-Navarro C, Ortega M, Molina P, Ferrandez-Izquierdo A, Ruiz-Sauri A. Anatomy, immunohistochemistry, and numerical distribution of human splenic microvessels. Annals of Anatomy. 2019 Jul; 224: 161-171. doi: 10.1016/j.aanat.2019.05.004. Epub 2019 May 21. IF: 2.241
5. Garcia-Bustos V, Sebastian R, Izquierdo M, Rios-Navarro C, Bodí V, Chorro FJ, Ruiz-Sauri A. Changes in the spatial distribution of the Purkinje network after acute myocardial infarction in the pig. PLoS One. 2019 Feb 11; 14(2): e0212096. doi: 10.1371/journal.pone.0212096. eCollection 2019. IF: 2.776

RESEARCH PROJECTS AND GRANTS FOR RESEARCH

Reference: PI17/01836

Title: Estudio multidisciplinar de la obstrucción microvascular y su reparación tras un infarto agudo de miocardio: de la arteria coronaria a la microcirculación. Foco en el factor VEGF-A165b

Principal Investigator: Vicente Bodí Peris

Funding Body: Instituto de Salud Carlos III

Beneficiary Institution: Fundación Investigación Hospital Clínico Universitario de Valencia

Duration: 2018-2020

Total budget: €99.220

Reference: PIE15/00013

Title: A multidisciplinary project to advance in basic mechanisms, diagnosis, prediction, and prevention of cardiac damage in reperfused acute myocardial infarction

Principal Investigator: Vicente Bodí Peris

Funding Body: Instituto de Salud Carlos III

Beneficiary Institution: Fundación Investigación Hospital Clínico Universitario de Valencia

Duration: 2016-2019

Total budget: €589.050

Reference: GV/2018/116

Title: Estudio multidisciplinar de la dinámica, mecanismos básicos, diagnóstico y exploración de nuevas oportunidades terapéuticas en la obstrucción microvascular tras infarto agudo de miocardio

Principal Investigator: Clara Bonanad Lozano

Funding Body: Conselleria de Educación, Cultura y Deporte

Beneficiary Institution: Fundación Investigación Hospital Clínico Universitario de Valencia

Duration: 2018-2019

Total budget: €15.000

scientific activity 4

Title: *Dinámica e implicación de la isoforma anti-angiogénica VEGF-A165b en la fisiopatología tras un infarto agudo de miocardio: estudio en pacientes y en un modelo murino de infarto reperfundido*

Principal Investigator: Clara Bonanad Lozano

Funding Body: *Sociedad Española de Cardiología*

Beneficiary Institution: *Fundación Investigación Hospital Clínico Universitario de Valencia*

Duration: 2018-2019

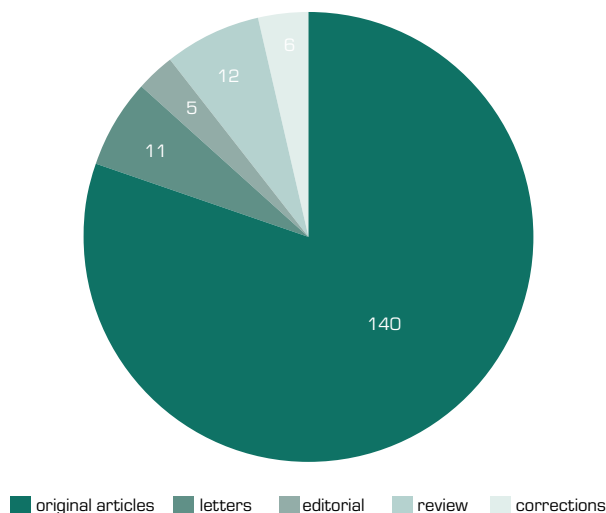
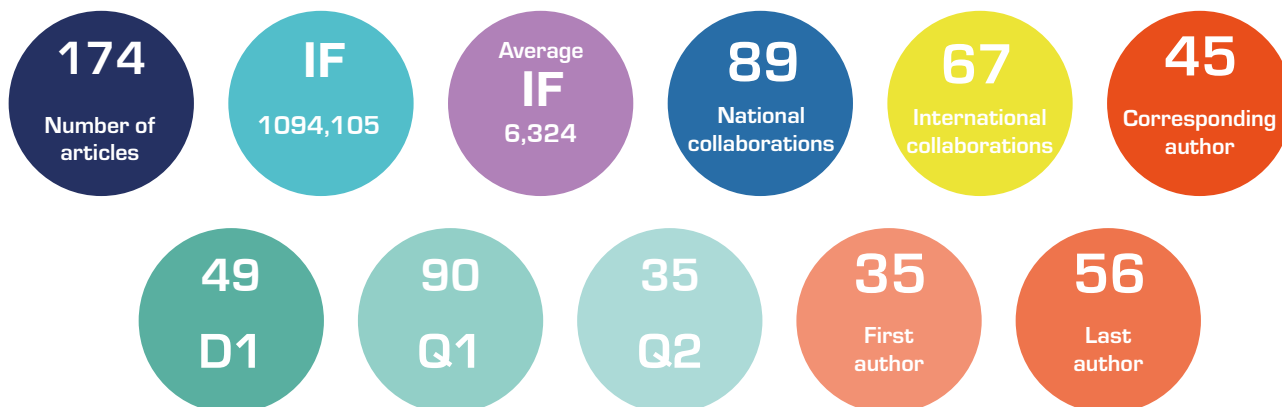
Total budget: €20.000

4 scientific activity

4.3.2 Oncology Area

Groups

- Research Group on Histopathology and Tissue Engineering
- Research Group on Central Nervous System Tumours
- Research Group of Innovative Diagnostic and Therapeutical Developments in Solid Tumours - InDeST
- Research Group on Breast Cancer Biology
- Research Group on Skin Cancer
- Translational Research Group on Pediatric Solid Tumours
- Research Group on Hematopoietic Transplantation
- Research Group on Lymphoproliferative Disorders
- Research Group on Myeloid Neoplasms
- Research Group on Epigenetics and Chromatin
- Research Group on Molecular Imaging and Metabolomics



Research Group on Histopathology and Tissue Engineering Consolidated group

Group members

Principal Investigators

Carmen Carda Batalla. University

Collaborating researchers

Amando Peydró Olaya. University

Amparo Ruiz Saurí. University

María Sancho-Tello Valls. University

José Javier Martín de Llano. University

Manuel Mata Roig. University

Lara Milián Medina. University

Teresa Sagrado Vives. University

Miguel Armengot Carceller. University

Carlos Tejerina Botella. Hospital

Miguel Puche Torres. Hospital. University

Mari Fe Mínguez Rey. Hospital. University

Genaro Galán Gil. Hospital. University

Antonio Silvestre Muñoz. Hospital. University

Francisco Forriol Brocal. Hospital

Antonio Fons Font. University

Rosa María Cibrián Ortiz de Anda. University

Santiago Peydró Tomas. University

Javier Zurriaga Carda. Hospital

PhD researchers

Esperanza Núñez Benito. University

María Oliver Ferrándiz. University

Javier Alcácer Fernández-Coronado. University

Rubén Salvador Clavell. University

Ignacio Peregrín Nevado. Hospital

Giovanna Foschini Martínez. Hospital

Ángel Aguilar Hernández. Hospital. University

Zakaria Oguir. University

Researchers by categories



Strategic aims

- The group obtained funding to continue working on to the line of Tissue Engineering: cartilage and bone regeneration techniques and their application in tracheal pathology

4 scientific activity

Main lines of research

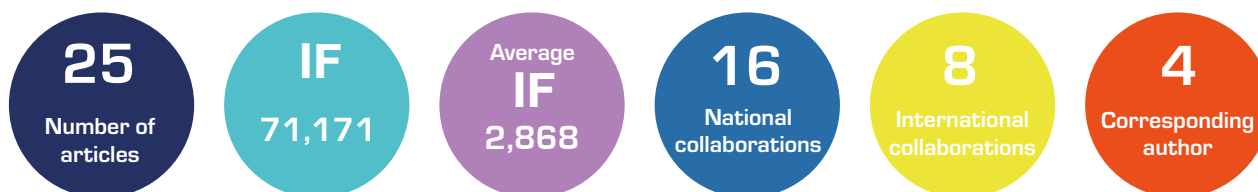
Regenerative Medicine:

- Study of articular cartilage regeneration
- Study of bone regeneration
- Study of the use of dental pulp cells as precursors in regenerative therapies
- Study of regeneration of dental and periodontal tissues

Histopathology:

- Study of ciliary pathology
- Study of recurrent myocardial infarction and its determinants
- Study of vascularization in renal tumors

PUBLICATIONS



SELECTED PUBLICATIONS

1. Gómez-Torres FA, Ballesteros-Acuña LE, Ruíz-Sauri A. Histological and morphometric study of the components of the sinus and atrioventricular nodes in horses and dogs. *Research in Veterinary Science*. 2019 Oct; 126: 22-28. doi: 10.1016/j.rvsc.2019.08.001. IF: 1.751
2. Fons-Badal C, Alonso Pérez-Barquero J, Martínez-Martínez N, Faus-López J, Fons-Font A, Agustín-Panadero R. A novel, fully digital approach to quantifying volume gain after soft tissue graft surgery. A pilot study. *Journal of Clinical Periodontology*. 2019 Dec 20. doi: 10.1111/jcpe.13235. IF: 4.164
3. Agustín-Panadero R, Bustamante-Hernández N, Solá-Ruiz MF, Zubizarreta-Macho Á, Fons-Font A, Fernández-Estevan L. Influence of biologically oriented preparation technique on peri-implant tissues; Prospective randomized clinical trial with three-year follow-up. Part I: hard tissues. *Journal of Clinical Medicine*. 2019 Dec 11; 8(12). pii: E2183. doi: 10.3390/jcm8122183. IF: 5.688
4. Agustín-Panadero R, Bustamante-Hernández N, Labaig-Rueda C, Fons-Font A, Fernández-Estevan L, Solá-Ruiz MF. Influence of biologically oriented preparation technique on peri-implant tissues; Prospective randomized clinical trial with three-year follow-up. Part II: Soft tissues. *Journal of Clinical Medicine*. 2019 Dec 16; 8(12). pii: E2223. doi: 10.3390/jcm8122223. IF: 5.688
5. Amesti-Garaizabal A, Agustín-Panadero R, Verdejo-Solá B, Fons-Font A, Fernández-Estevan L, Montiel-Company J, Solá-Ruiz MF. Fracture resistance of partial indirect restorations made with CAD/CAM technology. A systematic review and meta-analysis. *Journal of Clinical Medicine*. 2019 Nov 9; 8(11). pii: E1932. doi: 10.3390/jcm8111932. IF: 5.688

RESEARCH PROJECTS AND GRANTS FOR RESEARCH

- Reference:** DTS18/00177
- Title:** *Desarrollo de un nuevo sistema de fijación intramedular para implantes (prótesis, clavos para fracturas y exoprótesis)*
- Principal Investigator:** Antonio Silvestre Muñoz
- Funding Body:** *Instituto de Salud Carlos III*
- Beneficiary Institution:** *Fundación Investigación Hospital Clínico Universitario de Valencia*
- Duration:** 2019-2020
- Total budget:** €90.500
- Reference:** PI16/01315
- Title:** *Sustitutos traqueales epitelizados generados por ingeniería tisular*

Principal Investigator: Manuel Mata Roig y Miguel Armengot Carceller

Funding Body: Instituto de Salud Carlos III

Beneficiary Institution: Fundación Investigación Hospital Clínico Universitario de Valencia

Duration: 2017-2019

Total budget: €68.365

Title: Cell-free approach for articular cartilage regeneration using autologous and synthetic microspheres as supporting biomaterial (JOINTCART)

Principal Investigator: José Luis Gómez Ribelles (Carmen Carda Batalla, María Sancho Tello, Manuel Mata Roig, José Javier Martín de Llano, Lara Milián Medina as collaborating researchers)

Funding Body: Ministerio de Economía y Competitividad - CIBER-BBN

Beneficiary Institution: Fundación Investigación Hospital Clínico Universitario de Valencia and Universidad de Valencia

Duration: 2018-2021

Total budget: €59.241,25

Reference: MAT2016-76039-C4-2-R

Title: Diferenciación condrogénica de células cultivadas en interfases eléctricamente activas

Principal Investigator: María Sancho-Tello Valls y Carmen Carda Batalla

Funding Body: Ministerio de Economía y Competitividad

Beneficiary Institution: Universidad de Valencia

Duration: 2017-2019

Total budget: €151.250

Reference: SAF2017-85806-R

Title: Mecanismos reguladores de la inflamación y su resolución en enfermedades crónicas articulares y de la piel

Principal Investigator: M^a Carmen Montesinos Mezquita, M^a Luisa Ferrándiz Manglano (Antonio Silvestre Muñoz as collaborating researcher)

Funding Body: Ministerio de Economía y Competitividad

Beneficiary Institution: Universidad de Valencia

Duration: 2018-2020

Total budget: €182.246

Reference: INNVAL10/18/017

Title: Validación mecánica inicial de un nuevo sistema de fijación intramedular para prótesis e internacionalización de la patente

Principal Investigator: José Albelda Vitoria (Antonio Silvestre Muñoz as collaborating researcher)

Funding Body: Agencia Valenciana de la Innovación-AVI

Generalitat Valenciana

Beneficiary Institution: Universidad Politécnica de Valencia

Duration: 2018-2019

Total budget: €60.549

THESIS

Thesis title: Análisis de la marcha en pacientes con pie zambo tratados mediante el método de ponseti frente a la técnica quirúrgica de liberación posterior

Doctoral candidate: Albert Ferrando De Jorge

Director(s): Álvaro Felipe Page Del Pozo, Carlos Manuel Atienza Vicente, Marta Salom Taverner, M^a Fe Mínguez Rey

Date of the defense: 28/03/2019

Grade: Sobresaliente "cum laude"

Thesis title: Análisis de los efectos secundarios en pacientes con trastornos respiratorios del sueño portadores de un dispositivo de avance mandibular durante un año

Doctoral candidate: Marina García Selva

Director(s): Antonio Fons Font, Rocío Marco Pitarch

Date of the defense: 03/05/2019

Grade: Sobresaliente "cum laude"

Thesis title: Estudio experimental in vitro de la unión de dos compuestos híbridos a distintos cementos de resina compuesta

Doctoral candidate: José Luis Bustos Salvador

Director(s): Antonio Fons Font, Juan Luis Román Rodríguez

Date of the defense: 05/07/2019

Grade: Sobresaliente "cum laude"

Thesis title: Mechanobiological computational model for the formation and development of synovial joints

Doctoral candidate: Kalenia Márquez Flórez

Director(s): María Del Carmen Carda Batalla, Diego Alexander Garzón Alvarado, María Sancho-Tello Valls

Date of the defense: 22/07/2019

Grade: Sobresaliente "cum laude"

Quality recognition/Award: European PhD

4 scientific activity

Research Group on Central Nervous System Tumors Consolidated group

Group members

Principal Investigators

Miguel Cerdá Nicolás. Hospital. University

Collaborating researchers

Rosario Gil Benso. University

Concepción López Ginés. University

Teresa San Miguel Díez. University

Pablo Cerdá Durán. University

Pedro Roldán Badía. University

Javier Megías Vericat. University

PhD researchers

Lisandra Muñoz Hidalgo. University

Thecnicians

Ana María Clarí Pérez. University

Lara Navarro Cerveró. University

Researchers by categories



Strategic aims

Clinical-pathological study of 40 patients affected by primary glioblastoma according to established protocol. Sample collection (formaldehyde, freezing, collection in culture medium) was performed, tissue matrices of the 40 tumors and neuropathological, immunohistochemical and FISH analysis of the matrices were performed according to established methodology

- Short-cell cultures and their viability analysis have been performed. Analysis by FISH of EGFR status and freezing of the different passes according to established methodology
- The study of the proteomic analysis of the 40 tumors (frozen samples) by Western Blott according to established methodology has been completed
- A cell line has been established from a primary culture of glioblastoma. Morphological, genetic and behavioral analysis in vitro (generation of neurospheres, functional migration profiles) have been completed

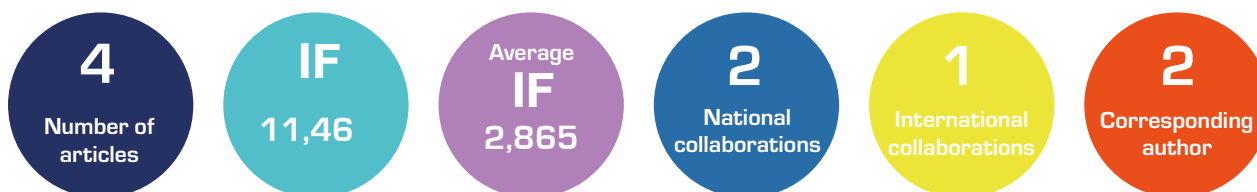
Experimental study

- Spheres (neurospheres) have been elaborated from different cell lines and cell cultures of glioblastoma, characterizing and analyzing their behavior
- Analysis of cultures subjected to silencing and overexpression by transfection of miRNAs by the lipofection method
- Analysis of cell cultures in hypoxia situation, analyzing their characteristics and behavior before silencing and overexpression by transfection of selected miRNAs in hypoxia situation and in the different amplification status of the EGFR
- The pilot study of viability and effectiveness of xenotransplantation in nude mice has been completed with the achievement of neoplasias under study

Main lines of research

- Primary GBM. Amplification status of EGFR and angiogenic/infiltrative phenotype. Molecular networks responsible for tumor modulation and reprogramming processes
- Role of microRNA in the regulation of EGFR-dependent signalling pathways in high-grade astrocytic gliomas
- Development of a model for analyzing the modulation of microRNA gene activity in cell cultures of primary GBM and GBM cell lines
- Development of a model of population analysis and spatial distribution of these neoplasias
- Metabolomics and microvascular environment characterization of aggressive human glioma by DCE-MRI and genetic study of biopsies

PUBLICATIONS



SELECTED PUBLICATIONS

1. Edwards MR, Forbes G, MacDonald N, Berdunov V, Mihaylova B, Dias P, Thomson A, Grocott MP, Mythen MG, Gillies MA, Sander M, Phan TD, Evered L, Wijeyesundera DN, McCluskey SA, Aldecoa C, Ripollés-Melchor J, Hofer CK, Abukhudair H, Szczeklik W, Grigoras I, Hajjar LA, Kahan BC, Pearse RM; OPTIMISE II investigators. Optimisation of Perioperative Cardiovascular Management to Improve Surgical Outcome II (OPTIMISE II) trial: study protocol for a multicentre international trial of cardiac output-guided fluid therapy with low-dose inotrope infusion compared with usual care in patients undergoing major elective gastrointestinal surgery. *BMJ Open*. 2019 Jan 15; 9(1): e023455. doi: 10.1136/bmjopen-2018-023455. IF: 2.376
2. Muñoz-Hidalgo L, San-Miguel T, Megías J, Gil-Benso R, Cerdá-Nicolás M, López-Ginés C. Characterization of a new glioblastoma cell line, GB-val4, with unusual TP53 mutation. *Human Cell*. 2019 Oct; 32(4): 557-567. doi: 10.1007/s13577-019-00267-z. IF: 2.333
3. San-Miguel T, Navarro L, Megías J, Muñoz-Hidalgo L, Gil-Benso R, Roldán P, López-Ginés C, Cerdá-Nicolás M. Epigenetic changes underlie the aggressiveness of histologically benign meningiomas that recur. *Human Pathology*. 2019 Feb; 84: 105-114. doi: 10.1016/j.humpath.2018.07.035. IF: 2.74
4. Urios A, Ordoño F, García-García R, Mangas-Losada A, Leone P, José Gallego J, Cabrera-Pastor A, Megías J, Fermin Ordoño J, Felipe V, Montoliu C. Tadalafil treatment improves inflammation, cognitive function, and mismatch negativity of patients with low urinary tract symptoms and erectile dysfunction. *Scientific Reports*. 2019 Nov 19; 9(1): 17119. doi: 10.1038/s41598-019-53136-y. IF: 4.011

4 scientific activity

Research Group of Innovative Diagnostic and Therapeutical Developments in Solid Tumors - InDeST Consolidated group

Group members

Principal Investigators

Andrés Cervantes Ruipérez. Hospital. University

Collaborating researchers

Susana Roselló Keranen. Hospital

Maidor Ibarrola Villava. INCLIVA

Josefa Castillo Aliaga. INCLIVA. University

Jose A. Pérez Fidalgo. Hospital. University

Amelia Insa Mollá. Hospital

Sheila Zúñiga Trejos. INCLIVA

PhD researchers

Marisol Huerta Álvaro. Hospital

Noelia Tarazona Llaveró. INCLIVA

Gema Bruixola Campos. Hospital

María Carolina Martínez Ciarpaglini. Hospital

Valentina Gambardella. Hospital

Sara Oltra Sanchis. INCLIVA

Marta Llorca Cardeñosa. INCLIVA

Fernanda Gutiérrez Bravo. INCLIVA

Jorge Martín Aranda. CIBER

Federica Papaccio. ESMO

Roberto Tebar Martínez. INCLIVA

Technicians

Cristina Mongort Sanchis. INCLIVA

Francisca Carrasco Bailén. CIBER

Ana Ferrer Martínez. CIBER

Emerging researchers

Gloria Ribas Despuig. INCLIVA

Joan Climent Bataller. INCLIVA

Desamparados Roda Pérez. Hospital

Tania Fleitas Kanonnikoff. Hospital

Nurses

Inma Blasco Blasco. INCLIVA

Celia Martínez Ridaura. INCLIVA

Luna Porta Campos. INCLIVA

Administrative assistant

Gabriela Pérez Garrity. INCLIVA

Elena Jiménez Martí. INCLIVA

Julia Peláez Sánchez. INCLIVA

Enrique Castelló Moreno. INCLIVA

Ana Vercher Grau. INCLIVA

Researchers by categories



Researchers financed by competitive public calls or networks



Networks

ciberonc

Emerging Researcher

Gloria Ribas Despuig

Our scientific interests are based on both the study of genetic susceptibility to complex diseases, such as melanoma, as well as the understanding of genomic deregulation in solid tumors, specially Breast Cancer in Young Women. We are also involved in the characterization of genetics and epigenetic alterations that play a role in gastric cancer, specifically in the positive subgroups of Epstein Bar virus and instability.

Emerging Researcher

Joan Climent Bataller

Our research area focuses on exploiting "Systems" approaches for the understanding of cancer susceptibility and its sub-phenotype relationship. The main experience focuses on breast cancer research and covers the use of novel mathematical tools for the comprehensive analysis of gene and gene expression data, with the purpose of optimizing responses to targeted pharmacological treatment.

Emerging Researcher

Desamparados Roda Pérez

Our interest is focused in personalized medicine and new drug development with the main objective of identifying new biomarkers of response to targeted agents in advanced solid tumors. We are also focused in a new multiomic characterization of colorectal tumors, using a mathematical model specially in advanced rectal cancers.

Emerging Researcher

Tania Fleitas Kanonnikoff

Our scientific interests are based on the understanding of the tumor immune microenvironment of Gastric Cancer and the mechanisms of tumor resistance. Moreover, we are also focused on understanding the different GC profiles from EU and Latin-America population through a multi-omic approach thanks to an international collaboration.

Strategic aims

Our group aims to improve the patient's life through the development of new diagnostic and therapeutic methods. In addition to this main goal, we intend to implement strategies to facilitate the development of precision medicine in solid tumors with innovative therapeutic approaches and provide knowledge on how to approach precision medicine in colorectal and gastric cancer from different points such as molecular classification, the use of predictive biomarkers and new therapeutic approaches.

Main lines of research

- To develop first-in-human Phase I trials of antineoplastic agents with innovative designs
- To develop liquid biopsies (ctDNA, cmicroRNAs) for early diagnosis, monitoring and the prediction of therapeutic effects in patients with gastro-intestinal malignancies
- To use the latest technologies to improve our knowledge of the molecular and genetic causes of cancer
- To implement the use of organoids (3D cell cultures) from patients as functional models, in order to understand the underlying causes of tumorigenesis and to test the appropriateness of the treatments

PUBLICATIONS



4 scientific activity

SELECTED PUBLICATIONS

1. Tarazona N, Gimeno-Valiente F, Gambardella V, Zuñiga S, Rentero-Garrido P, Huerta M, Roselló S, Martínez-Ciarpaglini C, Carbonell-Asins JA, Carrasco F, Ferrer-Martínez A, Bruixola G, Fleitas T, Martín J, Tébar-Martínez R, Moro D, Castillo J, Espí A, Roda D, Cervantes A. Targeted next-generation sequencing of circulating-tumor DNA for tracking minimal residual disease in localized colon cancer. *Annals of oncology*. 2019 Nov 1; 30(11): 1804-1812. doi: 10.1093/annonc/mdz390. IF: 14.196
2. Bahleda R, Italiano A, Hierro C, Mita A, Cervantes A, Chan N, Awad M, Calvo E, Moreno V, Govindan R, Spira A, Gonzalez M, Zhong B, Santiago-Walker A, Poggesi I, Parekh T, Xie H, Infante J, Tabernero J. Multicenter phase I study of Erdafitinib [JNJ-42756493], oral pan-fibroblast growth factor receptor inhibitor, in patients with advanced or refractory solid tumors. *Clinical Cancer Research*. 2019 Aug 15;25(16):4888-4897. doi: 10.1158/1078-0432.CCR-18-3334. IF: 8.911
3. Gambardella V, Gimeno-Valiente F, Tarazona N, Martínez-Ciarpaglini C, Roda D, Fleitas T, Tolosa P, Cejalvo JM, Huerta M, Roselló S, Castillo J, Cervantes A. NRF2 through RPS6 activation is related to Anti-HER2 drug resistance in HER2-amplified gastric cancer. *Clinical Cancer Research*. 2019 Mar 1; 25(5): 1639-1649. doi: 10.1158/1078-0432.CCR-18-2421. IF: 8.911
4. Martínez-Ciarpaglini C, Oltra S, Roselló S, Roda D, Mongort C, Carrasco F, Gonzalez J, Santonja F, Tarazona N, Huerta M, Espí A, Ribas G, Ferrández A, Navarro S, Cervantes A. Low miR200c expression in tumor budding of invasive front predicts worse survival in patients with localized colon cancer and is related to PD-L1 overexpression. *Modern Pathology*. 2019 Feb; 32(2): 306-313. doi: 10.1038/s41379-018-0124-5. IF: 6.365
5. Abramson VG, Oliveira M, Cervantes A, Wildiers H, Patel MR, Bauer TM, Bedard PL, Becerra C, Richey S, Wei MC, Reyner E, Bond J, Cui N, Wilson TR, Moore HM, Saura C, Krop I. A phase Ib, open-label, dose-escalation study of the safety and pharmacology of tasislisib (GDC-0032) in combination with either docetaxel or paclitaxel in patients with HER2-negative, locally advanced, or metastatic breast cancer. *Breast Cancer Research and Treatment*. 2019 Nov; 178(1): 121-133. doi: 10.1007/s10549-019-05360-3. IF:3.471

RESEARCH PROJECTS AND GRANTS FOR RESEARCH

Reference: MoTriColor

Title: Molecularly guided trials with specific treatment strategies in patients with advanced newly molecular defined subtypes of colorectal cancer (MoTriColor)

Principal Investigator: Josep Tabernero (Andrés Cervantes as collaborating researcher)

Funding Body: European Commission (H2020)

Beneficiary Institution: *Fundación Investigación Hospital Clínico Universitario de Valencia*

Duration: 2015-2019

Total budget: €271.424

Reference: 825832 – LEGAcY

Title: CeLac and European consortium for a personalized medicine approach to Gastric Cancer

Principal Investigator: Andrés Cervantes Ruipérez

Funding Body: *Instituto de Salud Carlos III*

Beneficiary Institution: *Fundación Investigación Hospital Clínico Universitario de Valencia*

Duration: 2019-2022

Total budget: €3.577.431,27 (INCLIVA: €638.315)

Reference: PI18/01508

Title: *Macrófagos asociados al tumor; angiogénesis tumoral y resistencia a las terapias en Cáncer Gástrico Difuso fenotipo Mesenquimal*

Principal Investigator: Tania Carolina Fleitas Kanonnikoff and Desamparados Roda Pérez

Funding Body: *Instituto de Salud Carlos III*

Beneficiary Institution: *Fundación Investigación Hospital Clínico Universitario de Valencia*

Duration: 2019-2021

Total budget: €99.220

Reference: PI18/01909

Title: *Medicina personalizada en pacientes con cáncer colorrectal localizado: abordaje multiómico de la Enfermedad Mínima Residual en biopsia líquida y modelos de organoides*

Principal Investigator: Andrés Cervantes Ruipérez

Funding Body: *Instituto de Salud Carlos III*

Beneficiary Institution: *Fundación Investigación Hospital Clínico Universitario de Valencia*

Duration: 2019-2021

Total budget: €141.570

Reference: PI16/00393

Title: *De la genómica del cáncer a la inmuno-oncología. Búsqueda de biomarcadores de respuesta a la inmunoterapia anti-PD1/PDL1 en cáncer mediante una aproximación de biología de sistemas*

Principal Investigator: Joan Climent Bataller

Funding Body: Instituto de Salud Carlos III

Beneficiary institution: Fundación Investigación Hospital Clínico Universitario de Valencia

Duration: 2017-2019

Total budget: €98.615

Reference: PI16/00395

Title: *Caracterización genómica y funcional del cáncer gástrico VEB+/IMS+*

Principal Investigator: Gloria Ribas Despuig

Funding Body: Instituto de Salud Carlos III

Beneficiary institution: Fundación Investigación Hospital Clínico Universitario de Valencia

Duration: 2017-2019

Total budget: €98.615

Reference: PT17/0017/0003

Title: Clinical Research and Trials Platform

Principal Investigator: Andrés Cervantes Ruipérez

Funding Body: Instituto de Salud Carlos III

Beneficiary institution: Fundación Investigación Hospital Clínico Universitario de Valencia

Duration: 2017-2020

Total budget: €266.475

Reference: CB16/12/00473

Title: *Centro de Investigación Biomédica en Red Cáncer (CIBERonc)*

Principal Investigator: Andrés Cervantes Ruipérez

Funding Body: Instituto de Salud Carlos III

Beneficiary institution: Fundación Investigación Hospital Clínico Universitario de Valencia

Duration: 2017-present

Title: *Papel de la vía p53-Aurora kinasa en la resistencia a platino e inhibidores del PARP en cáncer de mama triple negativo y cáncer seroso de ovario de alto grado*

Principal Investigator: Alejandro Pérez Fidalgo

Funding Body: Sociedad Española de Oncología Médica

Beneficiary institution: Fundación Investigación Hospital Clínico Universitario de Valencia

Duration: 2018-2019

Title: *Nuevos biomarcadores en cáncer de recto: relevancia del perfil inmunológico en el pronóstico de la enfermedad*

Principal Investigator: Desamparados Roda Pérez

Funding Body: Sociedad Española de Oncología Médica (SEOM)

Beneficiary institution: Fundación Investigación Hospital Clínico Universitario de Valencia

Duration: 2018-2019

Total budget: €30.000

Title: *Utilidad de la biopsia líquida y organoides en el manejo y tratamiento de adenocarcinoma de páncreas: hacia una medicina de precisión*

Principal Investigator: Maider Ibarrola Villava

Funding Body: Fundación Mutua Madrileña

Beneficiary institution: Fundación Investigación Hospital Clínico Universitario de Valencia

Duration: 2019-2022

Total budget: €100.000

THESIS

Thesis title: Study of the epi-/genomic dysregulation of breast cancer in women under 35 years and evaluation of cellular models

Doctoral candidate: Sara Oltra Sanchis

Director(s): Gloria Ribas Despuig, Ana Lluch Hernández

Date of the defense: 18/01/2019

Grade: *Sobresaliente "cum laude"*

Quality recognition/Award: European PhD, Extraordinary doctorate award

Thesis Title: Genetic determinants of atr inhibitor sensitivity and resistance in gastric cancer

Doctoral candidate: Marta Jessica Llorca Cardeñosa

Director(s): Andrés Cervantes Ruipérez, Gloria Ribas Despuig

Date of the defense: 22/07/2019

Grade: *Sobresaliente "cum laude"*

Quality recognition/Award: European PhD

Thesis Title: A multi-omic liquid biopsy-based signature as a valuable tool to assess minimal residual disease in localised colorectal cancer

Doctoral candidate: Noelia Tarazona Llaveró

Director(s): Andrés Cervantes Ruipérez

Date of the defense: 23/07/2019

Grade: *Sobresaliente "cum laude"*

Quality recognition/Award: European PhD

4 scientific activity

Thesis title: Role of EDPR1 and the ZNF518B factor in the development of colorectal cancer

Doctoral candidate: Francisco Gimeno Valiente

Director[s]: Josefa Castillo Aliaga, Gerardo López Rodas, Luis Franco Vera

Date of the defense: 03/12/2019

Grade: *Sobresaliente "cum laude"*

Quality recognition/Award: European PhD

Research Group on Breast Cancer Biology Consolidated group

Group members

Principal Investigators

Ana Lluch Hernández. Hospital. University

Collaborating researchers

Begoña Bermejo De Las Heras. Hospital

Octavio Burgues Gasión. Hospital. University

Estela Contel Martín. INCLIVA

Isabel Catoira Domenech. INCLIVA

Patricia Martínez Belenguer. INCLIVA

Antonio Millet Serrano. Hospital. University

Begoña Pineda Merlo. INCLIVA. University

Eduardo Tormo Martín. CIBERONC

María Teresa Martínez Martínez. Hospital

Elvira Buch Villa. Hospital

Juan Miguel Cejalvo Andújar. Hospital

Ana Julve Parreño. Hospital

Liria Terrádez Mas. Hospital

Emerging researchers

Isabel Chirivella González. Hospital. University

Pilar Eroles Asensio. INCLIVA. University

PhD researchers

Paula Cabello Navarro. INCLIVA

Anna Adam-Artigues. INCLIVA

Iris Garrido Cano. INCLIVA

Birlipta Pattanayak. INCLIVA

Cristina Hernando Meliá. Hospital

Marcos Adrianzen Vargas. Hospital

Gemma Bellver Lobato. Hospital

Researchers by categories



Researchers financed by competitive public calls or networks



Networks



Technician

Elisa Alonso Yuste. INCLIVA

Administrative assistant

Yolanda De La Cruz Robles. INCLIVA

Emerging Researcher

Isabel Chirivella González

The research line suggests a possible relation between mammographic density, as a genetic susceptibility marker and the risk to suffer breast cancer in women with a mutation in BRCA (hereditary breast cancer). We also have a project to evaluate the risk of breast cancer according to the model BRECANRISK in women with BRCA mutation without breast cancer

Emerging Researcher

Pilar Eroles Asensio

The lines of research aim at deepening the knowledge of some of the molecular subtypes of breast cancer, especially HER2+ and triple negative, through studies of expression and epigenetic changes (microRNAs, methylation) to decipher the possible mechanisms of resistance to current treatments. We intend to develop new strategies for diagnostic and therapeutic intervention to reverse the identified resistance, based on combinations with other biologic agents and the use of predictive biomarkers of resistance

4 scientific activity

Strategic aims

Resistance to treatments:

- Evaluation of the recent insights into the development of preclinical trastuzumab-resistant HER2+ breast cancer models

Metastatic setting:

- Identification of MSK1 as regulator of luminal cell differentiation and metastatic dormancy in ER+ breast cancer
- Multicenter phase II study of lurbinectedin in BRCA-mutated and unselected metastatic advanced breast cancer and biomarker assessment substudy
- Analysis of postmastectomy radiation therapy in women with T1-T2 tumors and 1 to 3 positive lymph nodes

ER+ breast cancer:

- Evaluation of the outcomes of single versus double hormone receptor-positive breast cancer
- Description that the ER+ breast cancers resistant to prolonged neoadjuvant letrozole exhibit an E2F4 transcriptional program sensitive to CDK4/6 inhibitors
- Design of adjuvant endocrine therapy for premenopausal breast cancer

Breast cancer in very young women:

- Identification of miR124-2 as a survival biomarker by methylation deregulation of its promoters
- Review of breast cancer in pregnant patients


Prognostic and prediction:

- Prognostic role for the derived neutrophil-to-lymphocyte ratio in early breast cancer
- Evaluation of the pathologic complete response rate to neoadjuvant chemotherapy in triple negative breast cancer subtypes
- Study of the incidence, characteristics, and prevention of the alopecia following adjuvant docetaxel

Main lines of research

- Study of methylation as a prognostic and predictive factor of neoadjuvant treatment in triple negative breast cancer
- Evaluation of microRNAs and mRNAs differentially expressed after chemotherapy treatment
- Involvement of miRNAs in breast cancer processes
- Role of tumor heterogeneity and dynamic reprogramming of tumor cell resistance to anti-HER2 therapy
- Evaluation of the involvement of stem cells and epithelial mesenchymal transition in the mechanisms of resistance to treatment in HER2 + breast cancer
- Primary and secondary resistance in HER2 + breast cancer: search for new treatments
- Interaction between estrogen receptors, tumor angiogenesis and breast cancer metabolism
- Molecular and Clinical characterization of breast tumors from very young women

PUBLICATIONS



SELECTED PUBLICATIONS

1. Muntasell A, Rojo F, Servitja , Rubio-Perez C, Cabo M, Tamborero D, Costa-García M, Martínez-García M, Menéndez S, Vazquez I, Lluch A, Gonzalez-Perez A, Rovira A, López-Botet M, Albanell J. NK Cell infiltrates and HLA class I expression in primary HER2+ breast cancer predict and uncouple pathological response and disease-free survival. *Clinical Cancer Research*. 2019 Mar 1; 25(5): 1535-1545. doi: 10.1158/1078-0432.CCR-18-2365. IF: 8.911
2. Muntasell A, Servitja S, Cabo M, Bermejo B, Pérez-Buira S, Rojo F, Costa-García M, Arpí O, Moraru M, Serrano L, Tusquets I, Martínez MT, Heredia G, Vera A, Martínez-García M, Soria L, Comerma L, Santana-Hernández S, Eroles P, Rovira A, Vilches C, Lluch A, Albanell J, López-Botet M. High numbers of circulating CD57+ NK cells associate with resistance to HER2-specific therapeutic antibodies in HER2+ primary breast cancer. *Cancer Immunology Research*. 2019 Aug; 7(8): 1280-1292. doi: 10.1158/2326-6066.CIR-18-0896. IF: 8.619
3. Oliveira M, Saura C, Nuciforo P, Calvo I, Andersen J, Passos-Coelho JL, Gil Gil M, Bermejo B, Patt DA, Ciruelos E, de la Peña L, Xu N, Wongchenko M, Shi Z, Singel SM, Isakoff SJ. FAIRLANE, a double-blind placebo-controlled randomized phase II trial of neoadjuvant ipatasertib plus paclitaxel for early triple-negative breast cancer. *Annals of Oncology*. 2019 Aug 1; 30(8): 1289-1297. doi: 10.1093/annonc/mdz177. IF: 14.196
4. Rodriguez BJ, Córdoba GD, Aranda AG, Álvarez M, Vicioso L, Pérez CL, Hernando C, Bermejo B, Parreño AJ, Lluch A, Ryder MB, Jones FS, Fredebohm J, Holtrup F, Queipo-Ortuño MI, Alba E. Detection of TP53 and PIK3CA mutations in circulating tumor DNA using next-generation sequencing in the screening process for early breast cancer diagnosis. *Journal of Clinical Medicine*. 2019 Aug 7; 8(8). pii: E1183. doi: 10.3390/jcm8081183. IF: 5.688
5. Lluch A, González-Angulo AM, Casadevall D, Eterovic AK, Martínez de Dueñas E, Zheng X, Guerrero-Zotano Á, Liu S, Pérez R, Chen K, Chacón JI, Mills GB, Antolín S, Blancas I, López-Serra P, Carrasco E, Caballero R, Prat A, Rojo F, Gonzalez-Perez A, Meric-Bernstam F, Albanell J. Dynamic clonal remodelling in breast cancer metastases is associated with subtype conversion. *European Journal of Cancer*. 2019 Oct; 120: 54-64. doi: 10.1016/j.ejca.2019.07.003. IF: 6.68

RESEARCH PROJECTS AND GRANTS FOR RESEARCH

- Reference:** COST Action CA15204
Title: European Platform for Outcomes Research into Perioperative Interventions during Surgery for Cancer
Principal Investigator: Pilar Eroles Asensio
Funding Body: European Commission
Beneficiary institution: *Fundación Investigación Hospital Clínico Universitario de Valencia*
Duration: 2016-2020
- Reference:** CB16/12/00453
Title: *CIBER Cáncer de mama*
Principal Investigator: Ana Lluch Hernández
Funding Body: *Centro de Investigación Biomédica en Red (CIBER) - Instituto de Salud Carlos III*
Beneficiary institution: *Fundación Investigación Hospital Clínico Universitario de Valencia*
Duration: 2017-present
- Reference:** PI18/01219
Title: *Caracterización y repercusión terapéutica de la ecología de cáncer de mama HER2 positivo*
Principal Investigator: Pilar Eroles Asensio
Funding Body: *Instituto de Salud Carlos III*
Beneficiary institution: *Fundación Investigación Hospital Clínico Universitario de Valencia*
Duration: 2019-2021
Total budget: €112.530
- Title:** *Análisis del papel de la vía aurora kinasa-p53 como potencial marcador predictivo y dianas terapéuticas en cáncer de mama triple negativo*
Principal Investigator: *Begoña Pineda Merlo*
Funding Body: *Fundación de la Mutua Madrileña*
Beneficiary institution: *Fundación Investigación Hospital Clínico Universitario de Valencia*
Duration: 2018-2019
- Title:** *Papel de la vía p53-Aurora kinasa en la resistencia a platino e inhibidores del PARP en cáncer de mama triple negativo y cáncer seroso de ovario de alto grado*
Principal Investigator: *Alejandro Pérez Fidalgo*
Funding Body: *Sociedad Española de Oncología Médica*
Beneficiary institution: *Fundación Investigación Hospital Clínico Universitario de Valencia*
Duration: 2018-2019
Reference: PRECAM3
Title: *Construcción de un modelo epigenético predictivo de respuesta al tratamiento neoadyuvante en cáncer de mama*

4 scientific activity

triple negativo mediante técnicas de machine learning

Principal Investigator: Pilar Eroles Asensio

Funding Body: REDIT-INCLIVA Innovation network

Beneficiary institution: *Fundación Investigación Hospital Clínico Universitario de Valencia*

Duration: 2019

Total budget: €4.000

THESIS

Thesis title: Study of the epi-/genomic dysregulation of breast cancer in women under 35 years and evaluation of cellular models

Doctoral candidate: Sara Oltra Sanchis

Director(s): Gloria Ribas Despuig, Ana Lluch Hernández

Date of the defense: 18/01/2019

Grade: *Sobresaliente "cum laude"*

Quality recognition/Award: European PhD, Extraordinary doctorate award

Thesis title: *Identificación de los factores clínico-patológicos relacionados con la obtención de la respuesta completa patológica en pacientes con cáncer de mama tratadas con quimioterapia neoadyuvante. Validación del Residual Cancer Burden (RCB) como factor pronóstico*

Doctoral candidate: Vanesa Pons Sanz

Director(s): Ana Lluch Hernández, Jose Alejandro Pérez Fidalgo, Octavio Burgués Gasión

Date of the defense: 02/04/2019

Grade: *Sobresaliente "cum laude"*

Thesis title: *Identificación de biomarcadores circulantes con valor pronóstico y predictivo de respuesta en cáncer de mama triple negativo*

Doctoral candidate: Carmen Salvador Coloma

Director(s): Ana Lluch Hernández, Ana María Santaballa Bertrán, Jaime Font De Mora Sainz

Date of the defense: 10/05/2019

Grade: *Sobresaliente "cum laude"*

Thesis title: *Evaluación de los cambios en la respuesta linfocitaria en el microambiente tumoral como factor pronóstico y predictivo de respuesta a la quimioterapia neoadyuvante del cáncer de mama triple negativo estadio II-III*

Doctoral candidate: Carmen Herrero Vicent

Director(s): Amparo Ruiz Simón, Ana Calatrava Fons, Vicente Guillem Porta, Ana Lluch Hernández

Date of the defense: 27/05/2019

Grade: *Sobresaliente "cum laude"*

Research Group on Skin Cancer Consolidated group

Group members

Principal Investigators

José Carlos Monteagudo Castro. Hospital. University

Collaborating researchers

David Ramos Soler. Hospital. University

José M^a Martín Hernández. Hospital. University

Liria Terrádez Más. Hospital

Inés Escandell González. Hospital

Jaime Agustí Martínez. Hospital

Anaís Moscardó Navarro. Hospital

Bárbara Vázquez Fernández. Hospital

PhD researchers

Beatriz Sánchez Sendra. University

José Francisco González Muñoz. INCLIVA

Researchers by categories



Researchers financed by competitive public calls or networks



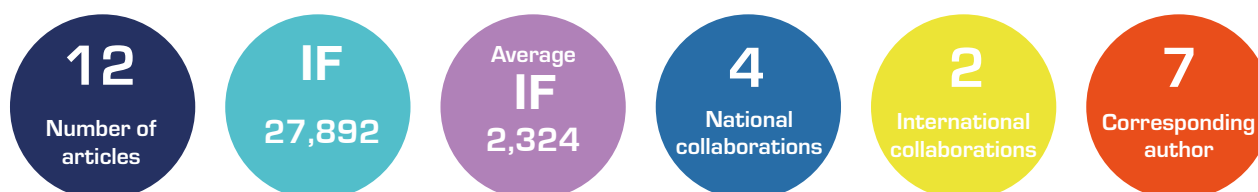
Strategic aims

- Transcriptomic identification of miRNA-205 target genes potentially involved in metastasis and survival of cutaneous malignant melanoma
- Search for a genetic and/or epigenetic signature which permit a more precise diagnosis and prediction of the metastatic potential of ambiguous melanocytic lesions, and particularly of spitzoid tumors
- Identification of circulating miRNAs which may serve as prognostic and/or staging biomarkers in patients with primary cutaneous melanoma

Main lines of research

- Prognostic value of intratumoral and circulating microRNAs in melanoma tumor progression and clinical outcome
- Improvement by circulating biomarkers of melanoma staging schedule at the time of diagnosis
- Machine learning in the study of whole slide digitized images of spitzoid melanocytic tumors for diagnosis and prognosis improvement
- Evaluation of long- and short-term morphological changes in melanocytic nevi in a digitized dermoscopic unit

PUBLICATIONS



4 scientific activity

SELECTED PUBLICATIONS

1. Monteagudo C, Jiménez AI, Annandis A, Barr RJ. Meningioma-like tumor of the skin revisited: a distinct cd34+ dermal tumor with an expanded histologic spectrum. *American Journal of Surgical Pathology*. 2019 Nov; 43(11): 1518-1525. doi: 10.1097/PAS.0000000000001357. IF: 6.155
2. Zaballo P, Del Pozo LJ, Argenziano G, Medina C, Lacarrubba F, Ferrer B, Martín JM, Llambrich A, Zalaudek I, Bañuls J. Dermoscopy of cutaneous smooth muscle neoplasms: a morphological study of 136 cases. *Journal of the European Academy of Dermatology and Venereology*. 2019 Apr; 33(4): 693-699. doi: 10.1111/jdv.15392. IF: 5.113
3. March-Villalba JA, Ramos-Soler D, Soriano-Sarrió P, Hervás-Marín D, Martínez-García L, Martínez-Jabaloyas JM. Immunohistochemical expression of Ki-67, Cyclin D1, p16INK4a, and survivin as a predictive tool for recurrence and progression-free survival in papillary urothelial bladder cancer pTa/pT1 G2 (WHO 1973). *Urologic Oncology-Seminars and Original Investigations*. 2019 Feb; 37(2): 158-165. doi: 10.1016/j.urolonc.2018.10.005. IF: 2.863
4. Vazquez B, Velasco R, Martín JM, Gonzalez I, Ramon MD. Regression of multiple melanocytic nevi associated with nivolumab treatment for metastatic melanoma. *International Journal of Dermatology*. 2019 Nov; 58(11): 1331-1333. doi: 10.1111/ijd.14340. IF: 1.794
5. Mestre-Alagarda C, Nieto G, Terrádez L, Monteagudo C. Primary cutaneous biphasic sarcomatoid basal cell carcinoma with myoepithelial carcinoma differentiation: a new variant. *Journal of Cutaneous Pathology*. 2019 Dec; 46(12): 949-953. doi: 10.1111/cup.13543. IF: 1.524

Reference: PI17/O2019

Title: *Estudio del valor del patrón de metilación y variaciones del número de copias del genoma para determinar el grado de malignidad en los tumores melanocíticos de potencial maligno incierto*

Principal Investigator: José Carlos Monteagudo Castro

Funding Body: Instituto de Salud Carlos III

Beneficiary institution: *Fundación Investigación Hospital Clínico Universitario de Valencia*

Duration: 2018-2020

Total budget: €99.220

RESEARCH PROJECTS AND GRANTS FOR RESEARCH

Reference: 860627- H2020 - Marie Skłodowska-Curie Innovative Training Networks

Title: Cloud Artificial Intelligence for pathology-CLARIFY

Principal Investigator: José Carlos Monteagudo Castro

Funding body: European Commission - Horizon 2020

Beneficiary institution: *Fundación Investigación Hospital Clínico Universitario de Valencia*

Duration: 2019-2023

Total budget: €252.000

Translational Research Group on Pediatric Solid Tumors Consolidated group

Group members

Principal Investigators

Samuel Navarro Fos. Hospital. University

Collaborating researchers

Rosa Noguera Salvá. University

Ana Pilar Berbegall Beltrán. CIBERONC

M^a Amparo López Carrasco. CIBERONC

Aitor Carretero Martínez. INCLIVA

Sabina Sanegre Sans. INCLIVA

Federico Lucantoni. INCLIVA

PhD researchers

Susana Martín Vañó. INCLIVA

Maite Blanquer Maceiras. CIBERONC

Ezequiel Monferrer Garzarán. INCLIVA

Rebeca Brugos Panadero. INCLIVA

Researchers by categories



Researchers financed by competitive public calls or networks



Networks

ciberonc

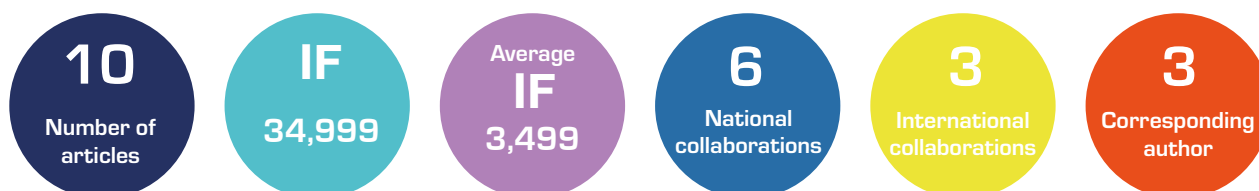
Strategic aims

- Genomic heterogeneity in neuroblastoma (NB), especially in MYCN amplification
- Xenotransplant models of NB
- Importance of extracellular matrix and vascularization in NB
- Morphological and molecular analysis of neuroblastic and malignant infantile skeletal tumours

Main lines of research

- Genetic analysis in neuroblastoma. At the European level we participate in the establishment of a uniform nomenclature, and standard practices and quality validation studies, essential to obtain and maintain high quality in genetic results used for therapeutic stratification
- Identification of new genetic factors with prognostic value in neuroblastic and malignant infantile skeletal tumours
- Histopathologic studies of the expression of diagnostic and prognostic markers in solid pediatric tumours
- Tumor microenvironments in neuroblastoma – research findings
- Preclinical models. Obtaining and characterizing cell lines in vivo and in vitro from fresh neuroblastic and malignant infantile skeleton tumor material

PUBLICATIONS



4 scientific activity

SELECTED PUBLICATIONS

1. Burgos-Panadero R, Lucantoni F, Gamero-Sandemetrico E, Cruz-Merino L, Álvaro T, Noguera R. The tumour microenvironment as an integrated framework to understand cancer biology. *Cancer Letters*. 2019 Oct 1; 461: 112-122. doi: 10.1016/j.canlet.2019.07.010. IF: 6.508
2. Martínez-Ciarpaglini C, Oltra S, Roselló S, Roda D, Mongort C, Carrasco F, Gonzalez J, Santonja F, Tarazona N, Huerta M, Espí A, Ribas G, Ferrández A, Navarro S, Cervantes A. Low miR200c expression in tumor budding of invasive front predicts worse survival in patients with localized colon cancer and is related to PD-L1 overexpression. *Modern Pathology*. 2019 Feb; 32(2): 306-313. doi: 10.1038/s41379-018-0124-5. IF: 6.365
3. Rodríguez-Nogales C, Noguera R, Couvreur P, Blanco-Prieto MJ. Therapeutic opportunities in neuroblastoma using nanotechnology. *Journal of Pharmacology and Experimental Therapeutics*. 2019 Sep; 370(3): 625-635. doi: 10.1124/jpet.118.255067. IF: 3.615
4. Fleitas-Kanonnikoff T, Martínez-Ciarpaglini C, Ayala J, Gauna C, Denis R, Yoffe I, Sforza S, Martínez MT, Pomata A, Ibarrola-Villava M, Arevshatyan S, Burriel V, Boscá D, Pastor O, Ferrer-Martínez A, Carrasco F, Mongort C, Navarro S, Ribas G, Cervantes A. Molecular profile in Paraguayan colorectal cancer patients, towards to a precision medicine strategy. *Cancer Medicine*. 2019 Jun; 8(6): 3120-3130. doi: 10.1002/cam4.2191. IF: 3.357
5. Martínez-Ciarpaglini C, Fernández-Sellers C, Tarazona N, Roselló S, Huerta M, Roda D, Mongort C, Ferrández A, Navarro S, Cervantes A. Improving tumor budding evaluation in colon cancer by extending the assessment area in colectomy specimen. *Histopathology*. 2019 Oct; 75(4): 517-525. doi: 10.1111/his.13900. IF: 3.294

RESEARCH PROJECTS AND GRANTS FOR RESEARCH

Reference: PI17/01558

Title: *Identificación y validación de nuevas terapias, modelos preclínicos y marcadores de respuesta*

Principal Investigator: Rosa Noguera Salvá

Funding body: *Instituto de Salud Carlos III*

Beneficiary institution: *Fundación Investigación Hospital Clínico Universitario de Valencia*

Duration: 2018-2020

Total budget: €123.420

Reference: CB16/12/00484

Title: CIBER Consortium - Thematic area of Cancer

Principal Investigator: Rosa Noguera Salvá

Funding Body: *Centro de Investigación Biomédica en Red (CIBER) – Instituto de Salud Carlos III*

Beneficiary institution: *Universidad de Valencia*

Duration: 2017-present

Total budget: €50.000

Title: Identification and validation of targeted and immune therapies, preclinical models and markers of therapeutic response in peripheral neuroblastic tumours

Principal Investigator: Rosa Noguera Salvá

Funding body: *Asociación de familiares y amigos de pacientes con Neuroblastoma*

Beneficiary institution: *Fundación Investigación Hospital Clínico Universitario de Valencia*

Duration: 2017-2019

Total budget: €203.000

Title: *Impacto de las alteraciones en número de copias en el pronóstico de los pacientes de Sarcoma de Ewing. Validación prospectiva de las alteraciones en cr 1q y cr 16q como biomarcadores*

Principal Investigator: Rosa Noguera Salvá

Funding body: *Fundación CRIS*

Beneficiary institution: *Fundación Investigación Hospital Clínico Universitario de Valencia*

Duration: 2017-2019

Total budget: €60.000

Title: *Biopsia líquida urinaria, validación en cáncer vesical*

Principal Investigator: Rosa Noguera, Jose Vicente Cervera

Funding body: *Universitat de València (Programa VLCBiomed, UV-IIS-La Fe)*

Beneficiary institution: *Universidad de Valencia*

Duration: 2017-2019

Total budget: €4.000

Research Group on Hematopoietic Transplantation Consolidated group

Group members

Principal Investigators

Carlos Solano Vercet. Hospital. University

Collaborating researchers

David Navarro Ortega. Hospital. University

María José Remigia Pellicer. Hospital

Rosa Goterris Viciado. Hospital

Paula Amat Martínez. Hospital

Estela Giménez Quiles. Hospital

Ariadna Pérez Martínez. Hospital

Eliseo Alejandro Albert Vicent. Hospital

Rafael Hernani Morales. Hospital

Ana Miralles Whitehead. INCLIVA

Ana Benzanquén Vallejos. Hospital

Technicians

Iván Martín Castillo. INCLIVA

Eva Villamón Ribate. INCLIVA

Joana Hernández Martín. INCLIVA

Researchers by categories



Researchers financed by competitive public calls or networks



Strategic aims

- Translational research on biology and treatment of graft-versus-host disease after allogeneic transplantation of hematopoietic progenitor cells
- Infection and immune reconstitution after haematopoietic transplant
- Creation of a Multidisciplinary Unit of Advanced Therapies-CART in Hospital Clínico Universitario de Valencia - INCLIVA

Main lines of research

- Translational research on complications of allogeneic hematopoietic transplantation: graft-versus-host disease
- Infection and immune reconstitution after hematopoietic transplantation
- Translational research of alloreactivity in the context of new modalities of allogeneic transplantation from compatible and incompatible alternative donors (haploidentical transplant)
- Clinical application of gene and cellular therapy using CAR-T and other immune effector cells

PUBLICATIONS



4 scientific activity

SELECTED PUBLICATIONS

1. Scully M, Cataland SR, Peyvandi F, Coppo P, Knöbl P, Kremer Hovinga JA, Metjian A, de la Rubia J, Pavenski K, Callewaert F, Biswas D, De Winter H, Zeldin RK1; HERCULES Investigators. Caplacizumab treatment for acquired thrombotic thrombocytopenic purpura. *New England Journal of Medicine*. 2019 Jan 24; 380(4): 335-346. doi: 10.1056/NEJMoa1806311. FI: 70.67
2. Bastidas A, de la Serna J, El Idrissi M, Oostvogels L, Quittet P, López-Jiménez J, Vural F, Pohlreich D, Zuckerman T, Issa NC, Gaidano G, Lee JJ, Abhyankar S, Solano C, Perez de Oteyza J, Satlin MJ, Schwartz S, Campins M, Rocci A, Vallejo Llamas C, Lee DG, Tan SM, Johnston AM, Grigg A, Boeckh MJ, Campora L, Lopez-Fauqued M, Heineman TC, Stadtmauer EA, Sullivan KM; ZOE-HSCT Study Group Collaborators. Effect of recombinant zoster vaccine on incidence of herpes zoster after autologous stem cell transplantation a randomized clinical trial. *JAMA-Journal of the American Medical Association*. 2019 Jul 9; 322(2): 123-133. doi: 10.1001/jama.2019.9053. IF: 51.273
3. Mullane KM, Morrison VA, Camacho LH, Arvin A, McNeil SA, Durrand J, Campbell B, Su SC, Chan ISF, Parrino J, Kaplan SS, Popmihajlov Z, Annunziato PW; V212 Protocol 011 Trial Team. Safety and efficacy of inactivated varicella zoster virus vaccine in immunocompromised patients with malignancies: a two-arm, randomised, double-blind, phase 3 trial. *Lancet Infectious Diseases*. 2019 Sep; 19(9): 1001-1012. doi: 10.1016/S1473-3099(19)30310-X. IF: 27.516
4. Gagelmann N, Bacigalupo A, Rambaldi A, Hoelzer D, Halter J, Sanz J, Bonifazi F, Meijer E, Itälä-Remes M, Marková M, Solano C, Kröger N. Haploidentical stem cell transplantation with posttransplant cyclophosphamide therapy vs other donor transplantations in adults with hematologic cancers: a systematic review and meta-analysis. *JAMA Oncology*. 2019 Oct 17. doi: 10.1001/jamaoncol.2019.3541. IF: 22.416
5. Piñana JL, Pérez A, Montoro J, Giménez E, Gómez MD, Lorenzo I, Madrid S, González EM, Vinuesa V, Hernández-Boluda JC, Salavert M, Sanz G, Solano C, Sanz J, Navarro D. Clinical effectiveness of influenza vaccination after allogeneic hematopoietic stem cell transplantation: a cross-sectional prospective observational study. *Clinical Infectious Diseases*. 2019 May 17; 68(11): 1894-1903. doi: 10.1093/cid/ciy792. IF: 9.055

RESEARCH PROJECTS AND GRANTS FOR RESEARCH

Reference: PI18/01473

Title: *Inmunobiología de la infusión de linfocitos del donante con depleción ex vivo de linfocitos T CD45RA+ en pacientes con alto riesgo de infección viral tras TPH alogénico*

Principal Investigator: Carlos Solano Vercet

Funding body: *Instituto de Salud Carlos III*

Beneficiary institution: *Fundación Investigación Hospital Clínico Universitario de Valencia*

Duration: 2019-2021

Total budget: €123.420

Reference: PI18/00127

Title: *Virología e inmunología de la infección por el citomegalovirus (CMV) en el paciente con neoplasia hematológicas en la era de las nuevas bioterapias*

Principal Investigator: David Navarro Ortega

Funding body: *Instituto de Salud Carlos III*

Beneficiary institution: *Fundación Investigación Hospital Clínico Universitario de Valencia*

Duration: 2019-2021

Total budget: €111.320

Reference: PI17/01097

Title: *Score integrado de factores inmunológicos y genotípicos de predicción del riesgo y evolución de la infección por CMV en pacientes con trasplante renal*

Principal Investigator: María José Remigia Pellicer

Funding body: *Instituto de Salud Carlos III*

Beneficiary institution: *Fundación Investigación Hospital Clínico Universitario de Valencia*

Duration: 2018-2020

Total budget: €32.670

Reference: PI15/01396

Title: *Inmunobiología de la alo-reactividad NK en el trasplante de progenitores hematopoyéticos haploidenticos asociado al uso de ciclofosfamida post-trasplante*

Principal Investigator: Carlos Solano Vercet

Funding body: *Instituto de Salud Carlos III*

Beneficiary institution: *Fundación Investigación Hospital Clínico Universitario de Valencia*

Duration: 2015-2019

Total budget: €116.765

Reference: PI15/00090

Title: *Inmunobiología de la infección por el citomegalovirus en el trasplante alogénico de precursores hematopoyéticos haploidéntico asociado al uso de ciclofosfamida postrasplante*

Principal Investigator: David Navarro Ortega

Funding body: *Instituto de Salud Carlos III*

Beneficiary institution: *Fundación Investigación Hospital Clínico Universitario de Valencia*

Duration: 2016-2019

Total budget: €98.615

THESIS

Thesis title: *Concentración mínima inhibitoria de vancomicina para staphylococcus aureus y riesgo de bacteriemia complicada*

Doctoral candidate: Rocío Falcón Abad

Director(s): David Navarro Ortega

Date of the defense: 02/10/2019

Grade: *Sobresaliente "cum laude"*

4 scientific activity

Research Group on Lymphoproliferative Disorders Consolidated group

Group members

Principal Investigators

M^a José Terol Casterá. Hospital. University

Collaborating researchers

Antonio Ferrández Izquierdo. Hospital. University

Ana Isabel Teruel Casaús. Hospital

Edelmira Martí Sáez. Hospital

Lucía Brines Sinerol. INCLIVA

Blanca Ferrer Lores. Hospital

Alicia Serrano Alcalá. INCLIVA

Mercedes Bou Moreno. INCLIVA

Verónica García Oliver. INCLIVA

Researchers by categories



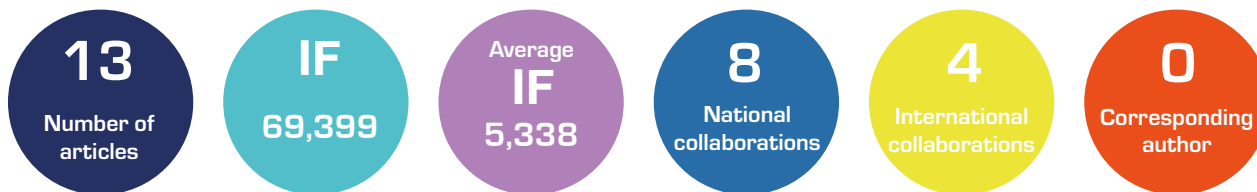
Strategic aims

- During the year 2019, we were able to deepen the knowledge of the role of the NOTCH1 / FBXW7 / PI3K / PTEN / AKT signaling pathway in the progression of Chronic Lymphocytic Leukemia B (CLL-B) to advanced forms. Thus, in the cell lines and in the patient's primary cells, we observed a variation in the number of gene copies by both FISH and PCRq in the NOTCH1, FBXW7 and PTEN genes, with an inverse relationship between NOTCH1 and FBXW7 / PTEN
- A second objective has been to analyze the clinical significance of the rearrangements of myc, bcl-2 and bcl-6 in diffuse large cell lymphoma. We have been able to verify that patients with concomitant c-myc and bcl-2 protein expression present a worse prognosis in terms of SLP and Sg than the rest
- Thirdly, during 2019, the study of the mutational status of IgVH in CLL and its prognostic impact in a wide series of patients has been implemented. New molecular markers (mutations TP53, BIRC3, MYD88, NOTCH1 and SF3B1) have also been studied in CLL by new generation sequencing techniques. In addition, we have continued the collaboration in the GENOMA CLL sequencing project, with a clinical-evolutionary update
- Finally, we have expanded our participation in clinical research projects in CLL, refractory lymphomas and multiple myeloma, both with the incorporation of new drugs and in the design and development of new therapeutic options

Main lines of research

- Analysis of the interactions of CLL cells with their cellular microenvironment: further study of the intracellular mechanisms triggered by VEGF. Analysis of the possible correlation with CXCR4/CCR7 cytokines pathway. Transactivation mechanisms of the aforementioned receptors
- Role of the NOTCH1 / FBXW7 / PI3K / PTEN / AKT signaling pathway in the progression of Chronic Lymphocytic Leukemia B (CLL-B) to advanced forms: pathway molecular profile analysis in 100 patients with CLL-B of primary cells obtained at diagnosis and at the time of the progression, analyzing for this, the presence of mutations and number of copies of DNA, gene expression, FISH and (RT-PCR)
- Study of the rearrangements of bcl-2, bcl-6 and myc in diffuse large cell lymphoma: clinical significance and correlation with immunohistochemical expression using FISH and IHQ techniques
- Study of new molecular markers (mutations of IgVH, TP53, BIRC3, MYD88, NOTCH1 and SF3B1) in CLL: conventional versus NGS techniques. Implication in clonal evolution associated with tumor progression
- New therapeutic options for CLL/MM patients who are resistant to chemoimmunotherapy

PUBLICATIONS



SELECTED PUBLICATIONS

- Gonzalez-Farre B, Ramis-Zaldivar JE, Salmeron-Villalobos J, Balagué O, Celis V, Verdu-Amoros J, Nadeu F, Sábado C, Ferrández A, Garrido M, García-Bragado F, de la Maya MD, Vagace JM, Panizo CM, Astigarraga I, Andrés M, Jaffe ES, Campo E, Salaverria I. Burkitt-like lymphoma with 11q aberration: a germinal center-derived lymphoma genetically unrelated to Burkitt lymphoma. *Haematologica*. 2019 Sep; 104(9): 1822-1829. doi: 10.3324/haematol.2018.207928. IF: 7.57
- Fuster C, Martín-García D, Balagué O, Navarro A, Nadeu F, Costa D, Prieto M, Salaverria I, Espinet B, Rivas-Delgado A, Terol MJ, Giné E, Forcada P, Ashton-Key M, Puente XS, Swerdlow SH, Beà S, Campo E. Cryptic insertions of the immunoglobulin light chain enhancer region near CCND1 in t(11;14)-negative mantle cell lymphoma. *Haematologica*. 2019 Nov 21. pii: haematol.2019.237073. doi: 10.3324/haematol.2019.237073. IF: 7.57
- Sabater L, Cugat E, Serrablo A, Suarez-Artacho G, Diez-Valladares L, Santoyo-Santoyo J, Martín-Pérez E, Ausania F, Lopez-Ben S, Jover-Navalon JM, Garcés-Albir M, Garcia-Domingo MI, Serradilla M, Pérez-Aguirre E, Sánchez-Pérez B, Di Martino M, Senra-Del-Río P, Falgueras-Verdaguer L, Carabias A, Gómez-Mateo MC, Ferrandez A, Dorcaratto D, Muñoz-Fornier E, Fondevila C, Padillo J. Does the artery-first approach improve the rate of r0 resection in pancreatoduodenectomy?: a multicenter, randomized, controlled trial. *Annals of Surgery*. 2019 Nov; 270(5): 738-746. doi: 10.1097/SLA.0000000000003535. IF: 9.476
- Rodríguez-Otero P, Mateos MV, Martínez-López J, Hernández MT, Ocio EM, Rosiñol L, Martínez R, Teruel AI, Gutiérrez NC, Bargay J, Bengoechea E, González Y, de Oteyza JP, Gironella M, Nuñez-Córdoba JM, Encinas C, Martín J, Cabrera C, Palomera L, de Arriba F, Cedena MT, Puig N, Oriol A, Paiva B, Bladé J, Lahuerta JJ, San Miguel JF. Predicting long-term disease control in transplant-ineligible patients with multiple myeloma: impact of an MGUS-like signature. *Blood Cancer Journal*. 2019 Mar 18; 9(4): 36. doi: 10.1038/s41408-019-0176-x. IF: 7.895
- Giménez N, Martínez-Trillos A, Montraveta A, Lopez-Guerra M, Rosich L, Nadeu F, Valero JG, Aymerich M, Magnano L, Rozman M, Matutes E, Delgado J, Baumann T, Gine E, González M, Alcoceba M, Terol MJ, Navarro B, Colado E, Payer AR, Puente XS, López-Otín C, Lopez-Guillermo A, Campo E, Colomer D, Villamor N. Mutations in the RAS-BRAF-MAPK-ERK pathway define a specific subgroup of patients with adverse clinical features and provide new therapeutic options in chronic lymphocytic leukemia. *Haematologica*. 2019 Mar; 104(3): 576-586. doi: 10.3324/haematol.2018.196931. IF: 7.57

RESEARCH PROJECTS AND GRANTS FOR RESEARCH

Title: *Clonal evolution and molecular monitoring in chronic lymphocytic leukemia under selective pressure of therapy: impact on clinical outcome*

Principal Investigator: M^a José Terol Casterá

Funding Body: Gilead Sciences Fellowship Programme

Beneficiary institution: *Fundación Investigación Hospital Clínico Universitario de Valencia*

Duration: 2018-2019

4 scientific activity

Research Group on Myeloid Neoplasms Consolidated group

Group members

Principal Investigators

Mar Tormo Díaz. Hospital. University

Collaborating researchers

Blanca Navarro Cubells. Hospital

Marisa Calabuig Muñoz. Hospital

Montserrat Gómez Calafaz. Hospital

Juan Carlos Hernández Boluda. Hospital. University

PhD researchers

Iván Martín Castillo. Hospital

Irene Pastor Galán. Hospital

Carlos Carretero Márquez. Hospital

Researchers by categories



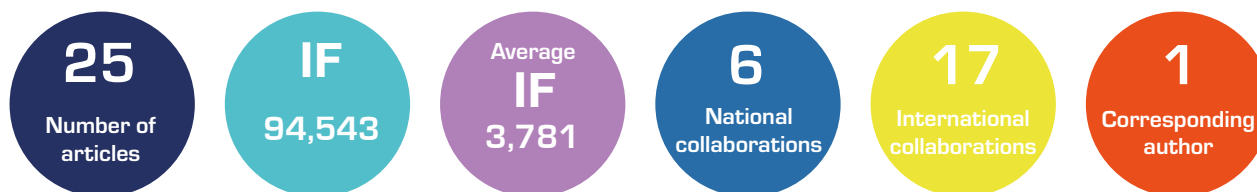
Strategic aims

- Assess the effect of imiquimod on proliferation and differentiation of bone marrow cells of patients with myelodysplastic syndrome (MDS) or acute myeloid leukaemia (AML)
- Analyse the impact of genetic mutations and epigenetic regulation on response to hypomethylating drug azacitidine
- Analyze curcumin [cur] activity combined with azacitidine in myeloid cell lines and samples from MDS and AML patients
- NGS molecular characterization in patients with essential thrombocythemia or polycythemia vera developing resistance to hydroxycarbamide
- Develop prognostic model for myelofibrosis secondary to ET and PV. Spanish Myelofibrosis (MF) Registry study
- Study treatment discontinuation in chronic myeloid leukaemia (CML). Spanish LMC group (GELMC) study

Main lines of research

- Study of mechanisms involved in leukemic transformation in myeloproliferative neoplasms
- Studies on molecular biomarker mutations in response to myelodysplastic syndromes (MDS) and AML treated with hypomethylating agents
- In vitro studies of Curcumin, a histone deacetylase inhibitor and apoptosis inducer, in combination with azacitidine in MDS and AML
- Effect of imiquimod on bone marrow cell proliferation and differentiation in myelodysplastic syndrome or acute myeloid leukaemia patients
- Collaborative studies with the CETLAM group (LMA, SMD), PETHEMA (LLA, LMA), the Spanish Philadelphia-negative chronic myeloproliferative disorders group (GEMFIN), the Spanish LMC group (GELMC) and the Spanish SMD group (GESMD)

PUBLICATIONS



SELECTED PUBLICATIONS

- Ribera JM, García O, Moreno MJ, Barba P, García-Cadenas I, Mercadal S, Montesinos P, Barrios M, González-Campos J, Martínez-Carballeira D, Gil C, Ribera J, Vives S, Novo A, Cervera M, Serrano J, Lavilla E, Abella E, Tormo M, Amigo ML, Artola MT, Genescà E, Bravo P, García-Belmonte D, García-Guiñón A, Hernández-Rivas JM, Feliu E; PETHEMA Group of the Spanish Society of Hematology. Incidence and outcome after first molecular versus overt recurrence in patients with Philadelphia chromosome-positive acute lymphoblastic leukemia included in the ALL PhO8 trial from the Spanish PETHEMA Group. *Cancer*. 2019 Aug 15; 125(16): 2810-2817. doi: 10.1002/cncr.32156. IF: 6.102
- Ribera J, Granada I, Morgades M, Vives S, Genescà E, González C, Nomdedeu J, Escoda L, Montesinos P, Mercadal S, Coll R, González-Campos J, Abella E, Barba P, Bermúdez A, Gil C, Tormo M, Pedreño M, Martínez-Carballeira D, Hernández-Rivas JM, Orfao A, Martínez-López J, Esteve J, Bravo P, García-Guiñón A, Debén G, Moraleda JM, Queizán JA, Ortín X, Moreno MJ, Feliu E, Solé F, Ribera JM; PETHEMA Group, Spanish Society of Haematology. The poor prognosis of low hypodiploidy in adults with B-cell precursor acute lymphoblastic leukaemia is restricted to older adults and elderly patients. *British Journal of Haematology*. 2019 Jul; 186(2): 263-268. doi: 10.1111/bjh.15887. IF: 5.203
- McLornan D, Szydlo R, Koster L, Chalandon Y, Robin M, Wolschke C, Beelen D, Socié G, Bornhäuser M, Angelucci E, Niederwieser D, Gerbitz A, Finke J, Vitek A, Itälä-Remes M, Radujkovic A, Kanz L, Potter V, Chevallier P, Stelljes M, Petersen E, Robinson S, Poiré X, Klyuchnikov E, Hernández-Boluda JC, Czerw T, Hayden P, Kröger N, Yakoub-Agha I. Myeloablative and Reduced-Intensity Conditioned Allogeneic Hematopoietic Stem Cell Transplantation in Myelofibrosis: A Retrospective Study by the Chronic Malignancies Working Party of the European Society for Blood and Marrow Transplantation. *Biology and Blood of Marrow Transplantation*. 2019 Nov; 25(11): 2167-2171. doi: 10.1016/j.bbmt.2019.06.034. IF: 3.599
- Alvarez-Larrán A, López-Guerra M, Rozman M, Correa JG, Hernández-Boluda JC, Tormo M, Martínez D, Martín I, Colomer D, Esteve J, Cervantes F. Genomic Characterization in Triple-Negative Primary Myelofibrosis and Other Myeloid Neoplasms with Bone Marrow Fibrosis. *Annals of Hematology*. 2019 Oct; 98(10): 2319-2328. doi: 10.1007/s00277-019-03766-z. IF: 2.85
- Martín I, Navarro B, Solano C, Calabuig M, Hernández-Boluda JC, Amat P, Remigia MJ, García F, Villamón E, Tormo M. Synergistic Antioncogenic Activity of Azacitidine and Curcumin in Myeloid Leukemia Cell Lines and Patient Samples. *Anticancer Research*. 2019 Sep; 39(9): 4757-4766. doi: 10.21873/anticancer.13659. IF: 1.935

RESEARCH PROJECTS AND GRANTS FOR RESEARCH

Reference: GLD16/00047

Title: Molecular characterisation with NGS of patients with essential thrombocythaemia or polycythaemia vera who develop resistance to hydroxycarbamide according to the European LeukemiaNet criteria

Principal Investigator: José V. Cervera Zamora (IP group: Juan Carlos Hernández-Boluda)

Funding Body: Gilead Fellowship Program

Beneficiary Institution: Instituto de Investigación Sanitaria del Hospital Politécnico Universitario La Fe

Duration: 2018-2019

Total budget: €49.657

Reference: Beca 2019 Grupo Español de Síndromes Mielodisplásicos.

Title: Síndromes mielodisplásicos con delección 20q: incidencia, valor pronóstico e impacto terapéutico de las delecciones cromosómicas del gen ASXL1, de otros genes próximos y de las mutaciones genéticas

Principal Investigator: Mar Tormo Díaz

Funding Body: Grupo Español de Síndromes Mielodisplásicos

4 scientific activity

Beneficiary Institution: *Servicio de Hematología Hospital Clínico Universitario de Valencia*

Duration: 2019

Total budget: €10.000

THESIS

Thesis title: *Análisis de la relación coste-efectividad del tratamiento con azacitidina en pacientes con síndrome mielodisplásico en el Hospital Clínico Universitario de Valencia*

Doctoral candidate: Teresa Torrecilla Junyent

Director(s): Manuel Alós Almiñana, María Del Mar Tormo Díaz, Julio Cortijo Gimeno

Date of the defense: 12/06/2019

Grade: *Sobresaliente "cum laude"*

Research Group on Epigenetics and Chromatin Consolidated group

Group members

Principal Investigators

Luis Franco Vera. University

Collaborating researchers

Gerardo López Rodas. University

Josefa Castillo Aliaga. University

Francisco Gimeno Valiente. INCLIVA

Researchers by categories



Strategic aims

- Role of EPDR1 in CRC: Regulated by miRNA 193a-5p and related to the patients' mutational state of KRAS, BRAF and APC; patients with higher expression of EPDR1 were in the CMS3 subtype
- Role of ZNF518B in CRC: The ratio of splicing isoforms is related to patients' relapse; ZNF518B locates to nuclei and is a DNA-binding factor; ZNF518B silencing causes up-regulation of 276 genes and down-regulation of 322 in HCT116; some of the latter genes are also targets of the histone methyltransferases G9A and/or EZH2
- Collaboration with external groups: First report of nitrosative stress via cystathionine β -synthase nitration. Early-life exposure to pollutants causes epigenetic changes starting from adolescent age. Chd1 chromatin remodelling factor critically regulates memory-related molecular processes

Main lines of research

- Exploring the role of ZNF518B and EPDR1 genes in human colorectal cancer: a translational approach. The research is aimed at: a) Regulation of EPDR1 expression in CRC patients; the role of miRNAs and of the mutational state of patients have been studied. b) Possible use of the gene in panels for stratification of CRC patients, with special attention to the CMS classification. c) Analysis of ZNF518B isoforms in CRC patients. d) Search for the target genes of ZNF518B as a transcriptional factor
- Collaboration with external groups. a) Metabolomic and proteomic approaches to study nitrosative stress and the related epigenetic changes in a murine model of acute pancreatitis. b) Epigenetic changes induced by exposure to environmental insults. c) Role of chromatin changes in memory processes. Role of EPDR1 in bladder cancer: We will go on analysing the expression of the gene in tumour and adjacent tissues and studying the role of DNA methylation in the expression of the gene

PUBLICATIONS



4 scientific activity

SELECTED PUBLICATIONS

1. Gimeno-Valiente F, Riffo-Campos ÁL, Vallet-Sánchez A, Siscar-Lewin S, Gambardella V, Tarazona N, Cervantes A, Franco L, Castillo J, López-Rodas G. ZNF518B gene up-regulation promotes dissemination of tumour cells and is governed by epigenetic mechanisms in colorectal cancer. *Scientific Reports*. 2019 Jun 27; 9(1): 9339. doi: 10.1038/s41598-019-45411-9. IF: 4.011
2. Gambardella V, Gimeno-Valiente F, Tarazona N, Martínez-Ciarpaglini C, Roda D, Fleitas T, Tolosa P, Cejalvo JM, Huerta M, Roselló S, Castillo J, Cervantes A. NRF2 through RPS6 activation is related to anti-her2 drug resistance in HER2 -amplified gastric cancer. *Clinical Cancer Research*. 2019 Mar 1; 25(5): 1639-1649. doi: 10.1158/1078-0432.CCR-18-2421. IF: 8.911
3. Gambardella V, Fleitas T, Tarazona N, Cejalvo JM, Gimeno-Valiente F, Martínez-Ciarpaglini C, Huerta M, Roselló S, Castillo J, Roda D, Cervantes A. Towards precision oncology for anti-HER2 blockade in gastroesophageal adenocarcinoma. *Annals of oncology*. 2019 Aug 1; 30(8): 1254-1264. doi: 10.1093/annonc/mdz143. IF: 14.196
4. Tarazona N, Gimeno-Valiente F, Gambardella V, Zuñiga S, Rentero-Garrido P, Huerta M, Roselló S, Martínez-Ciarpaglini C, Carbonell-Asins JA, Carrasco F, Ferrer-Martínez A, Bruixola G, Fleitas T, Martín J, Tébar-Martínez R, Moro D, Castillo J, Espí A, Roda D, Cervantes A. Targeted next-generation sequencing of circulating-tumor DNA for tracking minimal residual disease in localized colon cancer. *Annals of Oncology*. 2019 Nov 1; 30(11): 1804-1812. doi: 10.1093/annonc/mdz390. IF: 14.196
5. Schoberleitner I, Mutti A, Sah A, Wille A, Gimeno-Valiente F, Piatti P, Kharitonova M, Torres L, López-Rodas G, Liu JJ, Singewald N, Schwarzer C, Lusser A. Role for chromatin remodeling factor Chd1 in learning and memory. *Frontiers in Molecular Neuroscience*. 2019 Jan 23; 12: 3. doi: 10.3389/fnmol.2019.00003. IF: 3.72

RESEARCH PROJECTS AND GRANTS FOR RESEARCH

Reference: PI18/01909

Title: *Medicina personalizada en pacientes con cáncer colorrectal localizado: abordaje multiómico de la Enfermedad Mínima Residual en biopsia líquida y modelos de organoides*

Principal Investigator: Andrés Cervantes Ruipérez (Josefa Castillo as collaborating researcher)

Funding Body: *Instituto de Salud Carlos III*

Beneficiary institution: *Fundación Investigación Hospital Clínico Universitario de Valencia*

Duration: 2019-2021

Total budget: €141.570

Reference: SAF2015-71208-R

Title: *Papel de la señalización redox, beta-arrestina 2 y nucleosomas extracelulares en la pancreatitis aguda*

Principal Investigator: Juan Sastre (Luis Franco as collaborating researcher)

Funding body: *Ministerio de Economía y Competitividad*

Beneficiary institution: *Universidad de Valencia*

Duration: 2016-2019

Total budget: €254.100

THESIS

Thesis title: Role of EDPR1 and the ZNF518B factor in the development of colorectal cancer

Doctoral candidate: Francisco Gimeno Valiente

Director(s): Josefa Castillo Aliaga, Gerardo López Rodas, Luis Franco Vera

Date of the defense: 03/12/2019

Grade: *Sobresaliente "cum laude"*

Quality recognition/Award: European PhD

Research Group on Molecular Imaging and Metabolomics Consolidated group

Group members

Principal Investigators

Daniel Monleón Salvadó. University

Collaborating researchers

Vannina González Marrachelli. University

Antonio Pellín Carcelén. University

Itziar Pérez Terol. INCLIVA

María Martín Grau. INCLIVA

PhD researchers

Mercedes Pardo Tendero. INCLIVA

Technicians

José Manuel Morales Tatay. University

Patricia Almudéver Folch. INCLIVA

Researchers by categories



Researchers financed by competitive public calls or networks



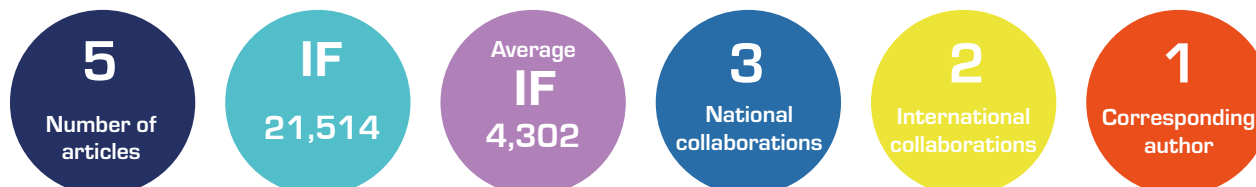
Strategic aims

- Identify new metabolomic markers of tumor aggressiveness in breast cancer
- Identify new markers of myocardial infarction
- Identify new metabolomic cardiovascular risk markers based on the microbiota-host interaction

Main lines of research

- Tumor metabolism through metabolic profiles in biopsies, biofluids and cells (breast cancer, glioblastoma multiforme, prostate, bladder)
- Metabolic profiles in the progression of cardiometabolic risk modulated by the microbiota-host interaction
- Metabolic profiles of healthy aging vs frailty
- MRI microimaging study of porcine cardiac tissue samples to develop new detection methods

PUBLICATIONS



4 scientific activity

SELECTED PUBLICATIONS

1. Mollar A, Villanueva MP, Núñez E, Carratalá A, Mora F, Bayés-Genís A, Mínguez M, Marrachelli VG, Monleon D, Navarro D, Sanchis J, Núñez J. Hydrogen and methane-based breath testing and outcomes in patients with heart failure. *Journal of Cardiac Failure*. 2019 May; 25(5): 319-327. doi: 10.1016/j.cardfail.2018.10.004. IF: 3.857
2. Díaz A, López-Grueso R, Gambini J, Monleón D, Mas-Bargues C, Abdelaziz KM, Viña J, Borrás C. Sex differences in age-associated type 2 diabetes in rats-role of estrogens and oxidative stress. *Oxidative Medicine and Cellular Longevity*. 2019 Apr 7; 2019: 6734836. doi: 10.1155/2019/6734836. IF: 4.868
3. Forsgård RA, Marrachelli VG, Lindén J, Frias R, Collado MC, Korpela R, Monleon D, Spillmann T, Österlund P. Two-week aflibercept or erlotinib administration does not induce changes in intestinal morphology in male sprague-dawley rats but aflibercept affects serum and urine metabolic profiles. *Translational Oncology. Oxidative Medicine and Cellular Longevity*. 2019 Aug; 12(8): 1122-1130. doi: 10.1016/j.tranon.2019.04.019. IF: 3.138
4. Zhang ZY, Marrachelli VG, Yang WY, Trenson S, Huang QF, Wei FF, Thijs L, Van Keer J, Monleon D, Verhamme P, Voigt JU, Kuznetsova T, Redón J, Staessen JA. Diastolic left ventricular function in relation to circulating metabolic biomarkers in a population study. *European Journal of Preventive Cardiology*. 2019 Jan; 26(1): 22-32. doi: 10.1177/2047487318797395. IF: 5.64
5. Perez-Terol I, Rios-Navarro C, de Dios E, Morales JM, Gavara J, Perez-Sole N, Diaz A, Minana G, Segura-Sabater R, Bonanad C, Bayés-Genis A, Husser O, Monmeneu JV, Lopez-Lereu MP, Nunez J, Chorro FJ, Ruiz-Sauri A, Bodí V, Monleon D. Magnetic resonance microscopy and correlative histopathology of the infarcted heart. *Scientific Reports*. 2019 Dec 27; 9(1): 20017. doi: 10.1038/s41598-019-56436-5. IF: 4.011

RESEARCH PROJECTS AND GRANTS FOR RESEARCH

Reference: INTIMIC-085

Title: Maternal obesity and cognitive dysfunction in the offspring: cause-effect role of the GUT MicrobiOME and early dietary prevention

Principal Investigator: Consuelo Borrás Blasco (Daniel Monleón Salvadó, Vannina González Marrachelli, José Manuel Morales Tatay as collaborating researchers)

Funding Body: JPI HDHL. European Commission

Beneficiary institution: *Fundación Investigación Hospital Clínico Universitario de Valencia*

Duration: 2017-2020

Total budget: €778.240

Reference: PIE15/00013

Title: A multidisciplinary Project to advance in basic mechanisms, diagnosis, prediction, and prevention of cardiac damage in reperfused acute myocardial infarction

Principal Investigator: Vicente Bodí Peris (Daniel Monleón as collaborating researcher)

Funding Body: *Instituto de Salud Carlos III*

Beneficiary institution: *Fundación Investigación Hospital Clínico Universitario de Valencia*

Duration: 2016-2018

Total budget: €589.050

Reference: PCIN-2017-117

Title: *Obesidad materna y disfunción cognitiva en la descendencia: papel causa-efecto de la microbiota intestinal y prevención dietética temprana*

Principal Investigator: Consuelo Borrás Blasco (Daniel Monleón Salvadó, Vannina González Marrachelli, José Manuel Morales Tatay as collaborating researchers)

Funding Body: *Ministerio de Economía, Industria y Competitividad*

Beneficiary institution: *Fundación Investigación Hospital Clínico Universitario de Valencia*

Duration: 2017-2020

Total budget: €143.000

Reference: GV/2018/111

Title: *Nuevos nanomateriales como agentes de contraste en IRM y desarrollo de la plataforma de RMN para estudios biomedicos mediante histología correlativa*

Principal Investigator: José Manuel Morales Tatay

Funding Body: *Conselleria de Educación, Cultura y Deporte*

Beneficiary institution: *Fundación Investigación Hospital Clínico Universitario de Valencia*

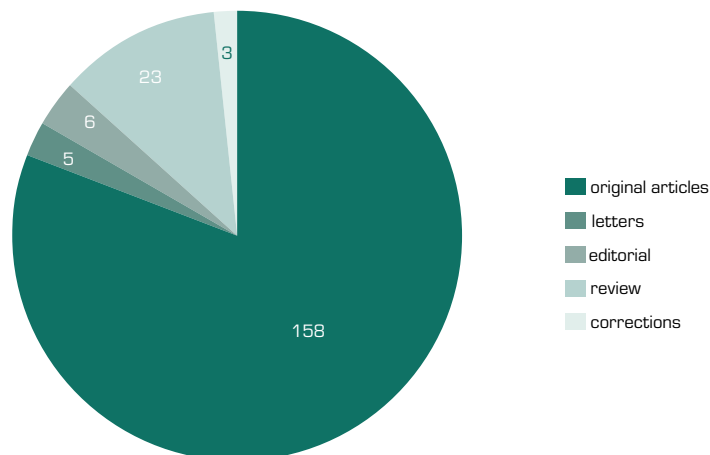
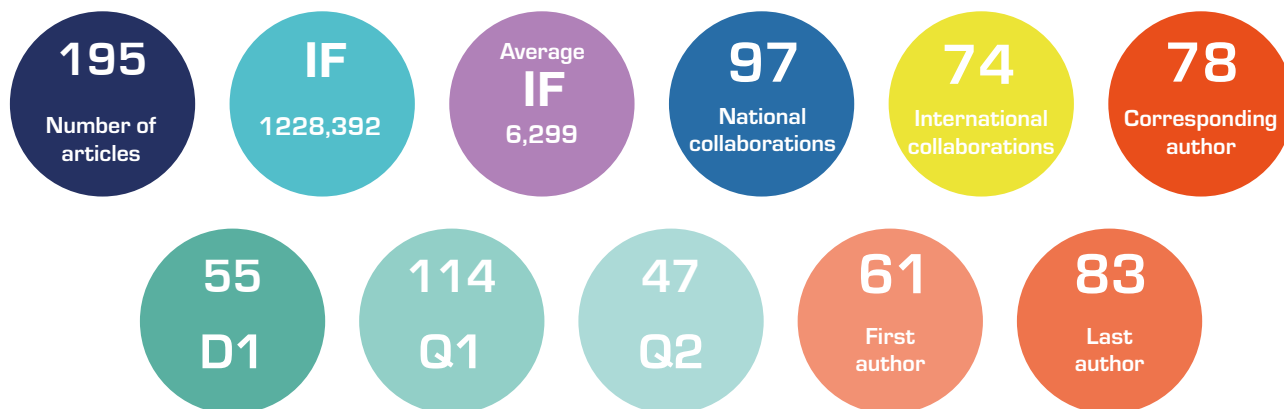
Duration: 2018-2019

Total budget: €9.500

4.3.3 Metabolism and organic damage area

Groups

Research Group on Genetics of Osteoporosis
 Translational Research Group on Nutrition and Metabolism
 Research Group on Neurological Impairment
 Research Group on Inflammation
 Research Group on Cellular and Organic Physiopathology of Oxidative Stress
 Research Group on Oxidative Pathology
 Research Group on Psychiatry and Neurodegenerative Diseases
 Research Group on Respiratory Problems of Neuromuscular Diseases and Lung Damage
 Research Group on Tissular Biochemistry
 Research Group on Aging and Physical Activity
 Research Group on Anesthesiology and Reanimation
 Research Group on Translational Genomics
 Research Group on General and Digestive Surgery
 Research Group on Personal Autonomy, Dependence and Severe Mental Disorders (TMAP)
 Research group on Rare Respiratory Diseases (RRD)



4 scientific activity

Research Group on Genetics of Osteoporosis Consolidated group

Group members

Principal Investigators

Miguel Ángel García Pérez. University

Collaborating researchers

Rosa María Aliaga Corachán. University

Damián Mifsut Miedes. Hospital. University

PhD researchers

Álvaro Acebrón Fabregat. Hospital

Clara María Pertusa Viñuales. INCLIVA

Researchers by categories



Researchers financed by competitive public calls or networks



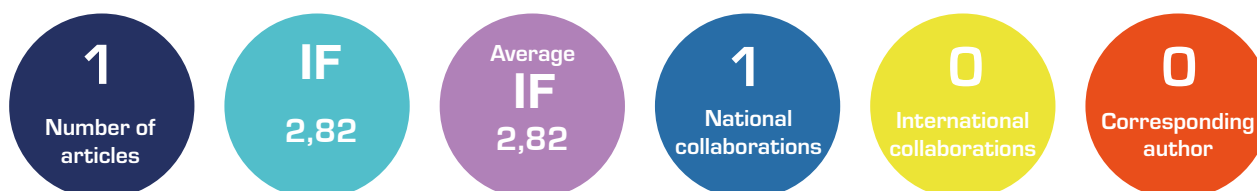
Strategic aims

- During 2019 our group has continued its studies on the genetics of osteoporosis, carrying out functional approaches for the identification of candidate genes and conducting allelic association studies to bone phenotypes and also to cardiovascular risk phenotypes such as arterial hypertension.
- With respect to the candidate genes studied, our interest has focused on genes related to arginine metabolism and epigenetic mechanisms.
- In addition, during this year we have continued the characterization of the fragility fracture by studying its metabolome and certain cytokines and serum miRNAs as possible biomarkers.

Main lines of research

- Identification of genes and polymorphisms associated with bone and cardiovascular phenotypes, mainly related to epigenetic mechanisms, to immune system and to the metabolism of arginine
- Identification of genes and miRNAs differentially expressed in bone fracture due to fragility
- Analysis of metabolome and cytokines in bone fracture and low bone mineral density
- Functional characterization by genetic techniques of polymorphisms associated with bone and cardiovascular phenotypes
- Identification of genetic, biochemical and cytomic biomarkers in patients with the Idic15

PUBLICATIONS



SELECTED PUBLICATIONS

1. Tarín JJ, Pascual E, García-Pérez MÁ, Gómez R, Cano A. Women's morbid conditions are associated with decreased odds of live birth in the first IVF/ICSI treatment: a retrospective single-center study. *Journal of Assisted Reproduction and Genetics*. 2019 Apr; 36(4): 697-708. doi: 10.1007/s10815-019-01401-4. IF: 2.820

RESEARCH PROJECTS AND GRANTS FOR RESEARCH

Reference: PI17/01875

Title: *Osteoporosis y fractura ósea: identificación de genes asociados y evaluación del papel del metabolismo de la arginina*

Principal Investigator: Miguel Ángel García Pérez

Funding Body: *Instituto de Salud Carlos III*

Beneficiary institution: *Fundación Investigación Hospital Clínico Universitario de Valencia*

Duration: 2018-2020

Total budget: €99.220

THESIS

Thesis title: *Lipidograma y metabolismo óseo, estudio clínico y analítico en la cohorte "Carmen"*

Doctoral candidate: Irene Zolfaroli

Director(s): Miguel Ángel García Pérez, Antonio Cano Sánchez

Date of the defense: 27/02/2019

Grade: *Sobresaliente "cum laude"*

4 scientific activity

Translational Research Group on Nutrition and Metabolism Consolidated group

Group members

Principal Investigators

Antonio Hernández Mijares. University

Collaborating researchers

Milagros Rocha Barajas. Hospital Dr. Peset

Víctor Manuel Víctor González. Hospital Dr. Peset. University

Juan Vicente Esplugues Mota. Hospital Dr. Peset. University

Carlos Morillas Ariño. Hospital Dr. Peset. University

Eva Solá Izquierdo. Hospital Dr. Peset. University

Celia Bañuls Morant. Hospital. Hospital Dr. Peset

Ana Jover Fernández. Hospital Dr. Peset

Marcelino Gómez Balaguer. Hospital Dr. Peset

Nadezda Apostolova Atanasovska. University

Silvia Veses Martín. Hospital Dr. Peset. University

Susana Rovira Llopis. Hospital Dr. Peset. University

Iciar Castro de la Vega. Hospital Dr. Peset

Noelia Díaz Morales. Hospital Dr. Peset

Sandra López Doménech. Hospital Dr. Peset

Irene Escribano López. Hospital Dr. Peset

Aránzazu Martínez de Marañón Peris. Hospital Dr. Peset

Francesca Iannantuoni. Hospital Dr. Peset

Zaida Abad Jiménez. Hospital Dr. Peset

Rosa Falcón Tapiador. Hospital Dr. Peset

Carmen Grau del Valle. Hospital Dr. Peset

Neus Bosch Sierra. Hospital Dr. Peset

Researchers by categories



Researchers financed by competitive public calls or networks



Strategic aims

- To evaluate the effects of the iSGLT2 empagliflozin on systemic inflammation and its potential antioxidant properties in patients with T2D
- To analyze the relationship between mitochondrial function and endoplasmic reticulum stress parameters in a disease-related malnutrition population
- To evaluate the effect of MitoQ on insulin secretion, oxidative stress, endoplasmic reticulum stress and nuclear factor kappa B (NFκB) signalling in a pancreatic β cell line under normoglycaemic, hyperglycaemic and lipidic conditions
- To investigate whether dietary weight loss intervention improves markers of oxidative stress in leukocytes and subclinical parameters of atherosclerosis
- To explore whether caloric restriction can modulate endoplasmic reticulum stress and mitochondrial function, as both are known to be mechanisms underlying inflammation and insulin resistance during obesity

- To determine if glycemic control modulates the effects of T2D on the NLRP3 inflammasome
- To evaluate the presence of alterations of hydrocarbonated metabolism and lipid profile together with inflammatory and adhesion molecules in subjects with FCH compared to controls
- To explore alterations in the plasma lipid profile of patients with PCOS following metformin treatment
- Efavirenz has been reported to alter mitochondrial dysfunction and bioenergetics in different cell types, including astrocytes. Here, we analyzed whether this mitochondrial effect is associated with alterations in autophagy and, more specifically, mitophagy
- To analyze SUCNR1 expression in the intestine of Crohn's disease patients and its role in murine intestinal inflammation and fibrosis
- To assess the short-term effects of fibre-enriched orange juice on postprandial metabolism and satiety in a healthy adult population

Main lines of research

- Prevalence of nutritional risk and malnutrition
- Diabetes mellitus and cardiovascular risk
- Obesity, inflammation and endothelial dysfunction
- Polycystic ovary syndrome and insulin resistance
- Dyslipidemia and residual cardiovascular risk
- Functional foods and their influence on cardiovascular risk factors
- Endoplasmic reticulum stress, mitochondrial dysfunction and oxidative stress in metabolic diseases
- Characterization of new cellular mechanisms of antiretroviral hepatotoxicity

PUBLICATIONS



SELECTED PUBLICATIONS

1. Burgos-Morón E, Abad-Jiménez Z, Marañón AM, Iannantuoni F, Escribano-López I, López-Domènech S, Salom C, Jover A, Mora V, Roldan I, Solá E, Rocha M, Víctor VM. Relationship between oxidative stress, ER stress, and inflammation in type 2 diabetes: the battle continues. *Journal of Clinical Medicine*. 2019 Sep 4; 8(9). pii: E1385. doi: 10.3390/jcm8091385. IF: 5.688
2. Escribano-López I, de Marañón AM, Iannantuoni F, López-Domènech S, Abad-Jiménez Z, Díaz P, Solá E, Apostolova N, Rocha M, Víctor VM. The Mitochondrial antioxidant SS-31 modulates oxidative stress, endoplasmic reticulum stress, and autophagy in type 2 diabetes. *Journal of Clinical Medicine*. 2019 Aug 28; 8(9). pii: E1322. doi: 10.3390/jcm8091322. IF: 5.688
3. Iannantuoni F, M de Marañón A, Diaz-Morales N, Falcon R, Bañuls C, Abad-Jimenez Z, Víctor VM, Hernandez-Mijares A, Rovira-Llopis S. The SGLT2 inhibitor empagliflozin ameliorates the inflammatory profile in type 2 diabetic patients and promotes an antioxidant response in leukocytes. *Journal of Clinical Medicine*. 2019 Nov 1; 8(11). pii: E1814. doi: 10.3390/jcm8111814. IF: 5.688

4 scientific activity

- López-Domènech S, Abad-Jiménez Z, Iannantuoni F, de Marañón AM, Rovira-Llopis S, Morillas C, Bañuls C, Víctor VM, Rocha M. Moderate weight loss attenuates chronic endoplasmic reticulum stress and mitochondrial dysfunction in human obesity. *Molecular Metabolism*. 2019 Jan; 19: 24-33. doi: 10.1016/j.molmet.2018.10.005. IF: 6.181
- Macias-Ceja DC, Ortiz-Masiá D, Salvador P, Gisbert-Ferrándiz L, Hernández C, Hausmann M, Rogler G, Esplugues JV, Hinojosa J, Alós R, Navarro F, Cosin-Roger J, Calatayud S, Barrachina MD. Succinate receptor mediates intestinal inflammation and fibrosis. *Mucosal Immunology*. 2019 Jan; 12(1): 178-187. doi: 10.1038/s41385-018-0087-3. IF: 7.352

RESEARCH PROJECTS AND GRANTS FOR RESEARCH

Reference: RTI2018-096748-B-I00

Title: *Nuevas dianas farmacológicas para el tratamiento de la enfermedad hepática crónica: rutas de señalización JAK-STAT1 y JAK-STAT3 como punto de partida (FIBROSTAT)*

Principal Investigator: Nadezda Apostolova and Ana Blas

Funding Body: *Ministerio de Innovación, Ciencia y Universidades*

Beneficiary Institution: *Universidad de Valencia*

Duration: 2019-2021

Total budget: €108.900

Reference: RTI2018-094436-B-I00

Title: *Receptores P2x7 y respuesta inflamatoria vascular: desde la evidencia obtenida con Abacavir hasta la caracterización de nuevos mediadores protombóticos*

Principal Investigator: Juan Vicente Esplugues and Ángeles Álvarez

Funding Body: *Ministerio de Innovación, Ciencia y Universidades*

Beneficiary Institution: *Universidad de Valencia*

Duration: 2019-2021

Total budget: €229.900

Reference: PI18/00932

Title: *Microbiota, Función mitocondrial y Salud Metabólica en la Obesidad*

Principal Investigator: Celia Bañuls Morant and Antonio Hernández Mijares

Funding Body: *Instituto de Salud Carlos III*

Beneficiary Institution: *Fundación para el Fomento de la Investigación Sanitaria y Biomédica de la Comunitat Valenciana (FISABIO)*

Duration: 2019-2021

Total budget: €68.970

Reference: PI16/01083

Title: *Estudio de la dinámica mitocondrial, el inflammasoma y su relación con las complicaciones cardiovasculares en la diabetes tipo 2: implicaciones fisiopatológicas y clínicas*

Principal Investigator: Víctor Manuel Víctor González

Funding Body: *Instituto de Salud Carlos III*

Beneficiary Institution: *Fundación para el Fomento de la Investigación Sanitaria y Biomédica de la Comunitat Valenciana (FISABIO)*

Duration: 2017-2019

Total budget: €147.015

Reference: PI16/00301

Title: *Papel de la autofagia y el inflammasoma en la fisiopatología de la obesidad: Efecto de la pérdida de peso y posibles implicaciones terapéuticas*

Principal Investigator: Milagros Rocha Barajas

Funding Body: *Instituto de Salud Carlos III*

Beneficiary Institution: *Fundación para el Fomento de la Investigación Sanitaria y Biomédica de la Comunitat Valenciana (FISABIO)*

Duration: 2017-2019

Total budget: €92.565

Reference: CB06/04/0071

Title: *CIBER Enfermedades Hepáticas y Digestivas (CIBERehd)*

Principal Investigator: Juan Vicente Esplugues Mota

Funding Body: *Centro de Investigación Biomédica en Red (CIBER) - Instituto de Salud Carlos III*

Beneficiary Institution: *Universidad de Valencia*

Duration: 2007-present

Reference: PROMETEO/2018/141

Title: *Farmacología del Tracto Hepato-Digestivo. Subvenciones del programa PROMETEO para grupos de investigación de excelencia*

Principal Investigator: Juan Vicente Esplugues

Funding Body: *Conselleria de Educación, Cultura y Deporte*

Beneficiary Institution: *Universidad de Valencia*

Duration: 2018-2021

Total budget: €280.407,50

THESIS

Thesis title: *Estudio del papel de los haplogrupos mitocondriales, el control glucémico y el tratamiento con metformina sobre los mecanismos moleculares subyacentes a la fisiopatología de la diabetes tipo 2*

Doctoral candidate: Noelia Díaz Morales

Director(s): Víctor Manuel Víctor González, Milagros Rocha Barajas, Susana Rovira Llopis

Date of the defense: 01/02/2019

Grade: *Sobresaliente "cum laude"*

Quality recognition/Award: European PhD, Extraordinary doctorate award

Thesis title: Antiretroviral therapy and its role in the progression of acute and chronic liver injury

Doctoral candidate: Alberto Martí Rodrigo

Director(s): Juan Vicente Esplugues Mota, Ana Blas García

Date of the defense: 28/02/2019

Grade: *Sobresaliente "cum laude"*

Quality recognition/Award: European PhD, Extraordinary doctorate award

Thesis title: Study of the mechanisms of oxidative stress, mitochondrial function and endoplasmic reticulum stress in obesity. Role in subclinical atherosclerosis and therapeutic

Doctoral candidate: Sandra López Doménech

Director(s): Milagros Rocha Barajas, Víctor Manuel Víctor González, Antonio Hernández Mijares

Date of the defense: 12/03/2019

Grade: *Sobresaliente "cum laude"*

Quality recognition/Award: European PhD, Extraordinary doctorate award

Thesis title: *Estudio del efecto de los antioxidantes con diana en la mitocondria, mitoq y SS-31, sobre los mecanismos moleculares asociados a la fisiopatología de la diabetes tipo 2*

Doctoral candidate: Irene Escribano López

Director(s): Víctor Manuel Víctor González, Milagros Rocha Baraja, Celia Bañuls Morant

Date of the defense: 12/07/2019

Grade: *Sobresaliente "cum laude"*

Quality recognition/Award: Extraordinary doctorate award

4 scientific activity

Research Group on Neurological Impairment Consolidated group

Group members

Principal Investigators

Carmina Montoliu Félix. INCLIVA. University

Researchers

Amparo Uriós Lluch. INCLIVA

Andrea Cabrera Pastor. INCLIVA. University

Collaborating researchers

Isabel Pascual-Moreno. Hospital. University

Amparo Escudero García. Hospital. University

Joan Tosca Cuquerella. Hospital

Cristina Montón Rodríguez. Hospital

José Ballester Fayos. Hospital

Paloma Lluch García. Hospital. University

Paula Cases Bergón. Hospital

Nicolás Peñaranda Sarmiento. Hospital

Rut Victorio Muñoz. Hospital

José Luis León Guijarro. Hospital

Roberto Aliaga Méndez. Hospital

María Luisa García Torres. Hospital

PhD researchers

Juan José Gallego Roig. INCLIVA

Mika Aiko. Hospital

María Pilar Ballester Ferrer. Hospital

David Martí Aguado. Hospital

Alessandra Fiorillo. INCLIVA

Franc Casanova Ferrer. INCLIVA

Collaborating staff nursing

Pilar Aguilar Santaisabel. Hospital

María Jesús Campa Santiago. Hospital

Nuria Casasús Moya. Hospital

Technician staff

Laura Puchades Lanza. INCLIVA

Consuelo Miguel Moreno. Hospital

Researchers by categories



Researchers financed by competitive public calls or networks



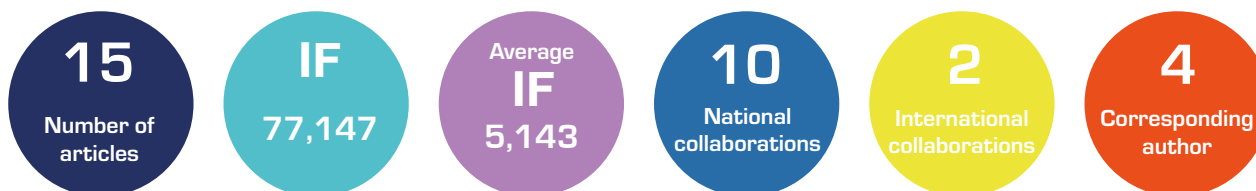
Strategic aims

- To characterize in detail the early neurological alterations in MHE. Assess whether other tests may improve detection of MHE
- To characterize the inflammatory processes and create a bioinformatic model of the molecular and cellular events of the immune system associated to the onset of MHE. Assess its utility to predict or diagnose MHE
- To analyse cerebral alterations: visual evoked potentials; neuronal connectivity using functional magnetic resonance
- Assess the utility of the analysis of eye movements for early diagnosis of MHE
- Assess the effects of rifaximin treatment on the alterations analysed in the above objectives
- To identify procedures based on above results, which improve diagnosis of MHE allowing earlier and more sensitive detection

Main lines of research

- Main Line of research: Characterization of neurological and cerebral alterations in patients with minimal hepatic encephalopathy (MHE). Mechanisms: Contribution of inflammation. Diagnostic and therapeutic implications
- Sublines:
 - Characterization of cognitive, functional and cerebral alterations in patients with minimal hepatic encephalopathy
 - Characterize alterations in inflammation, neuroinflammation, brain function and structure associated with the onset of MHE
 - Identify biomarkers for the early detection of mild cognitive impairment in MHE
 - To assess the effects of rifaximin treatment and new treatments: mechanisms involved
 - Identification and modelling of molecular and cellular events of the immune response associated to the appearance of minimal hepatic encephalopathy in cirrhotic patients
 - To assess the usefulness of eye movement analysis for the early diagnosis of MHE

PUBLICATIONS



SELECTED PUBLICATIONS

1. Sternby H, Bolado F, Canaval-Zuleta HJ, Marra-López C, Hernando-Alonso AI, Del-Val-Antoñana A, García-Rayado G, Rivera-Irigoin R, Grau-García FJ, Oms L, Millastre-Bocos J, Pascual-Moreno I, Martínez-Ares D, Rodríguez-Oballe JA, López-Serrano A, Ruiz-Rebollo ML, Viejo-Almanzor A, González-de-la-Higuera B, Orive-Calzada A, Gómez-Anta I, Pamies-Guilabert J, Fernández-Gutiérrez-Del-Álamo F, Iranzo-González-Cruz I, Pérez-Muñante ME, Esteba MD, Pardillos-Tomé A, Zapater P, de-Madaria E. Determinants of severity in acute pancreatitis: a nationwide multicenter prospective cohort study. *Annals of Surgery*. 2019 Aug; 270(2): 348-355. doi: 10.1097/SLA.0000000000002766. IF: 9.476
2. Cabrera-Pastor A, Llansola M, Montoliu C, Malaguarnera M, Balzano T, Taoro-Gonzalez L, García-García R, Mangas-Losada A, Izquierdo-Altarejos P, Arenas YM, Leone P, Felipe V. Peripheral inflammation induces neuroinflammation that alters neurotransmission and cognitive and motor function in hepatic encephalopathy: underlying mechanisms and therapeutic implications. *Acta Physiologica*. 2019 Jun; 226(2): e13270. doi: 10.1111/apha.13270. Epub 2019 Mar 22. IF: 5.868

4 scientific activity

3. Urios A, Ordoño F, García-García R, Mangas-Losada A, Leone P, José Gallego J, Cabrera-Pastor A, Megías J, Fermin Ordoño J, Felipe V, Montoliu C. Tadalafil Treatment Improves Inflammation, Cognitive Function, And Mismatch Negativity of Patients with Low Urinary Tract Symptoms And Erectile Dysfunction. *Scientific Reports*. 2019 Nov 19; 9(1): 17119. doi: 10.1038/s41598-019-53136-y22. IF: 4.011
4. Balzano T, Dadsetan S, Forteza J, Cabrera-Pastor A, Taoro-Gonzalez L, Malaguarnera M, Gil-Perotin S, Cubas-Nuñez L, Casanova B, Castro-Quintas A, Ponce-Mora A, Arenas YM, Leone P, Llansola M, Felipe V. Chronic hyperammonemia induces peripheral inflammation that leads to cognitive impairment in rats: reversal by anti-tnfa treatment. *Journal of Hepatology*. 2019 Jan 14. pii: S0168-8278(19)30019-4. doi: 10.1016/j.jhep.2019.01.008. IF: 18.946
5. Zarantonello L, Turco M, Formentin C, Izquierdo-Altarejos P, Vuerich A, Barcenas Jimenez MJ, Montoliu C, Felipe V, Angeli P, Amodio P, Montagnese S. The influence of HE history, HE status and neuropsychological test type on learning ability in patients with cirrhosis. *Liver International*. 2019 May; 39(5):861-870. doi: 10.1111/liv.14046. IF: 5.542

Reference: GV/2019/049

Title: *Papel de los exosomas en el inicio y progresión de la neuroinflamación, alteraciones en la neurotransmisión y deterioro cognitivo y motor en encefalopatía*

Principal Investigator: Andrea Cabrera Pastor

Funding body: *Conselleria de Educación*

Beneficiary institution: *Fundación Investigación Hospital Clínico Universitario de Valencia*

Duration: 2019-2020

Total budget: €16.000

Title: Identification and modelling of molecular and cellular events of the immune response associated to the appearance of minimal hepatic encephalopathy in cirrhotic patients

Principal Investigator: Carmina Montoliu Félix

Funding body: *Fundación Ramón Areces*

Beneficiary institution: *Fundación Investigación Hospital Clínico Universitario de Valencia*

Duration: 2019-2021

Total budget: €129.600

RESEARCH PROJECTS AND GRANTS FOR RESEARCH

Reference: PI18/00150

Title: *Caracterización de las alteraciones neurológicas y cerebrales en pacientes con encefalopatía hepática mínima. Contribución de la inflamación. Implicaciones diagnósticas y terapéuticas*

Principal Investigator: Carmina Montoliu Félix

Funding body: *Instituto de Salud Carlos III*

Beneficiary institution: *Fundación Investigación Hospital Clínico Universitario de Valencia*

Duration: 2019-2021

Total budget: €171.820

Reference: PROMETEO/2018/051

Title: *Mecanismos moleculares y cerebrales de las alteraciones cognitivas y motoras en hiperamonemia y encefalopatía hepática. Implicaciones terapéuticas y diagnósticas*

Principal Investigator: Vicente Felipe Orts (Carmina Montoliu Félix as collaborating researcher)

Funding body: *Conselleria de Educación*

Beneficiary institution: *Centro de Investigación Príncipe Felipe (CIPF)*

Duration: 2018-2021

Total budget: €289.194,57

Research Group on Inflammation Consolidated group

Group members

Principal Investigators

Esteban Morcillo Sánchez. University

María Jesús Sanz Ferrando. University

Emerging researchers

Laura Piqueras Ruiz. INCLIVA. University

Herminia González Navarro. INCLIVA. University

Nuria Cabedo Escrig. INCLIVA. University

PhD researchers

Aida Collado Sánchez. University

Patrice Gomes Marques. INCLIVA

Elena Domingo Pérez. University

María León Téllez. INCLIVA

Technicians

Andrea Herrero Cervera. INCLIVA

Ángela Vinué Visús. INCLIVA

Francisca Selles Sorli. INCLIVA

Laura Vila Dasí. INCLIVA

Carmen María Piqueras Tebar. INCLIVA

Researchers by categories



Researchers financed by competitive public calls or networks



Networks

ciberes

Strategic aims

- Study of intracellular mucin MUC1 in lung fibrosis
- Study of the anti-inflammatory effects of AZD8999, a novel bifunctional muscarinic acetylcholine receptor antagonist / β 2-adrenoceptor agonist (MABA) in COPD patients
- Study of MUC1 deficiency in corticosteroid insensitivity in asthma
- Study of the systemic inflammation associated to Primary Hypercholesterolemia and Metabolic Syndrome
- Study of the CCL11/CCR3 axis in Primary Hypercholesterolemia and atherosclerosis
- Study of the impact of PCSK9 blockade in the systemic inflammation associated to Familial Hypercholesterolemia
- Synthesis of new dual PPAR α/γ agonists and pharmacology study in ob/ob mice
- Synthesis and biological evaluation of sphingosine kinase 2 inhibitors and their potential anti-inflammatory activity
- Study of the role of CXCR3 axis in obesity
- Study of SGLT-2 inhibitors in abdominal aortic aneurysm (AAA)
- Study of the role of CCR4 axis and constitutive androstane receptors in obesity
- Study of the role of the inflammatory axis LIGHT(TNFSF14)/Lymphotoxin β receptor in the mechanisms of atherosclerosis and insulin resistance

Main lines of research

- Pharmacological modulation of chronic inflammation and remodeling in the context of chronic obstructive pulmonary disease, asthma and idiopathic pulmonary fibrosis

4 scientific activity

- Study of the vascular inflammation induced by different risk factors of atherosclerosis: metabolic syndrome, primary and familial hypercholesterolemia. Effect of PCSK9 inhibitors in the systemic inflammation associated to familial hypercholesterolemia
- Synthesis of new dual PPAR α / γ agonists to be used in the control of cardiometabolic disorders
- Study of the role of CXCR3 axis and nuclear ROR receptors in human obesity
- Study of new anti-angiogenic mediators in acute myocardial infarct
- Study of the CDKN2A/B genes and the LIGHT cytokine in the atherosclerosis associated diabetes
- Study of the role of CCR4 axis and constitutive androstane receptors in obesity NCE

Emerging Researcher

Herminia González Navarro

The research deals with the study of the molecular mechanisms of the diabetes mellitus (DM) and its effect on atherosclerosis, the main cause of cardiovascular disease. To perform these studies we employ genetically modified mice that develop metabolic alterations such as diabetes, insulin resistance, fatty liver and atherosclerosis. To translate our findings into the human pathology we also perform investigations in human subjects and in human cell cultures. We are especially interested in how the inactivation of some key inflammatory mediators or inhibition of intracellular signaling-cascades modulate immune cell balance and the impact of these in cellular reprogramming.

Emerging Researcher

Nuria Cabedo Escrig

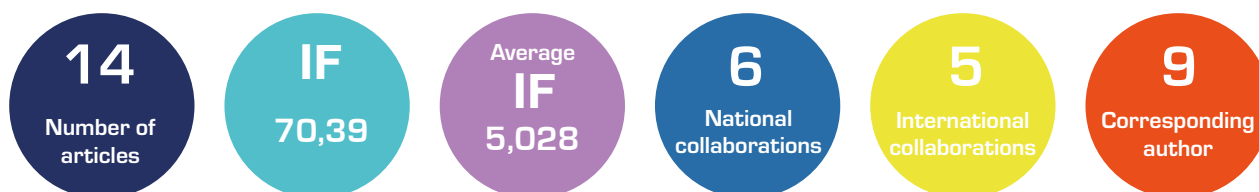
In the field of medicinal chemistry, the research is focused on the development of new synthetic molecules, analogues of natural products, with potential effect to regulate lipid metabolism, glucose homeostasis, dopaminergic pathway and inflammatory processes in order to treat cardiometabolic disorders and neurological diseases. We are working in the hit-to-lead strategy on therapeutic targets such as peroxisome proliferator activating receptors (PPAR), liver X receptors (LXR), dopaminergic receptors, and pro-inflammatory cytokines.

Emerging Researcher

Laura Piqueras Ruiz

The preclinical research focuses on the understanding of the molecular and cellular mechanisms that underlie the development and progression of the abdominal aortic aneurysm. We are also exploring the effect of SGLT-2 inhibitors in the development of AAA. We are also interested in characterizing the new molecular mechanism associated with the formation of aneurysms in animal models and human samples. Additionally, we are investigating the role of several chemokines, and nuclear receptors such ROR and CAR on inflammation and angiogenesis associated to obesity.

PUBLICATIONS



SELECTED PUBLICATIONS

1. Bermejo A, Collado A, Barrachina I, Marqués P, El Aouad N, Franck X, Garibotto F, Dacquet C, Caignard DH, Suvire FD, Enriz RD, Piqueras L, Figadère B, Sanz MJ, Cabedo N, Cortes D. Polycerasoidol, a natural prenylated benzopyran with a dual PPAR alpha/PPAR gamma agonist activity and anti-inflammatory effect. *Journal of Natural Products*. 2019 Jul 26; 82(7): 1802-1812. doi: 10.1021/acs.jnatprod.9b00003. IF: 4.257
2. Herrero-Cervera A, Vinué Á, Burks DJ, González-Navarro H. Genetic inactivation of the LIGHT (TNFSF14) cytokine in mice restores glucose homeostasis and diminishes hepatic steatosis. *Diabetología*. 2019 Nov; 62(11): 2143-2157. doi: 10.1007/s00125-019-4962-6. IF: 7.113
3. Vinué Á, Martínez-Hervás S, Herrero-Cervera A, Sánchez-García V, Andrés-Blasco I, Piqueras L, Sanz MJ, Real JT, Ascaso JF, Burks DJ, González-Navarro H. Changes in CDKN2A/2B expression associate with T-cell phenotype modulation in atherosclerosis and type 2 diabetes mellitus. *Translational Research*. 2019 Jan; 203: 31-48. doi: 10.1016/j.trsl.2018.08.003. IF: 4.915
4. Ortega R, Collado A, Selles F, Gonzalez-Navarro H, Sanz MJ, Real JT, Piqueras L. SGLT-2 (Sodium-Glucose Cotransporter 2) inhibition reduces Ang II (Anciotensin II)-induced dissecting abdominal aortic aneurysm in ApoE (Apolipoprotein E) knockout mice. *Arteriosclerosis Thrombosis and Vascular Biology*. 2019 Aug; 39(8): 1614-1628. doi: 10.1161/ATVBAHA.119.312659. IF: 6.618
5. Marques P, Collado A, Martinez-Hervás S, Domingo E, Benito E, Piqueras L, Real JT, Ascaso JF, Sanz MJ. Systemic inflammation in metabolic syndrome: increased platelet and leukocyte activation, and key role of CX3CL1/CX3CR1 and CCL2/CCR2 axes in arterial platelet-proinflammatory monocyte adhesion. *Journal of Clinical Medicine*. 2019 May 18; 8(5). pii: E708. doi: 10.3390/jcm8050708. IF: 5.688

RESEARCH PROJECTS AND GRANTS FOR RESEARCH

Reference: COST Action CA15135

Title: Multi-target paradigm for innovative ligand identification in the drug discovery process (MuTaLig)

Principal Investigator: Stefano Alcaro (Nuria Cabedo as Management Committee substitute)

Funding Body: European Commission

Beneficiary institution: *Fundación Investigación Hospital Clínico Universitario de Valencia*

Duration: 2016-2020

Título: The William Harvey International Translational Research Academy (WHRI-ACADEMY)

Investigadora principal: Márta Korbonits (María Jesús Sanz Ferrando as collaborating researcher)

Funding body: FP7 Marie Curie Actions

Institución beneficiaria: *Fundación Investigación Hospital Clínico Universitario de Valencia*

Duration: 2015-present

Total budget: 6,5 million €

Reference: CA17129

Title: Catalysing transcriptomics research in cardiovascular disease

Principal Investigator: Yvan DEVAUX

Funding Body: European Commission

Institución beneficiaria: *Fundación Investigación Hospital Clínico Universitario de Valencia*

Duration: 2018-2021

Reference: PI18/00209

Title: *Identificación de nuevos mecanismos implicados en la angiogénesis e inflamación en pacientes obesos. Modulación por ligandos de receptores nucleares constitutivos de androstano*

Principal Investigator: Laura Piqueras Ruiz and José Tomas Real Collado

Funding Body: *Instituto de Salud Carlos III*

Beneficiary Institution: *Fundación Investigación Hospital Clínico Universitario de Valencia*

Duration: 2019-2021

Total budget: €173.332,50

Reference: PI18/01450

Title: *Desarrollo químico y farmacológico de nuevos fármacos "multidiana" en el tratamiento de la diabetes mellitus tipo 2 y la enfermedad cardiovascular asociada*

Principal Investigator: Nuria Cabedo Escrig

Funding Body: *Instituto de Salud Carlos III*

Beneficiary Institution: *Fundación Investigación Hospital Clínico Universitario de Valencia*

Duration: 2019-2021

Total budget: €61.710

Reference: RTI2018-096827-B-I00

Title: Pharmacological modulation of redox signaling pathway as a druggable target for airway and pulmonary vascular remodeling in relevant in vitro human and in vivo animal models relevant for COPD and IPF

Principal Investigator: Esteban Morcillo Sánchez

Funding Body: *Ministerio de Ciencia, Innovación y Universidades*

Beneficiary Institution: *Fundación Investigación Hospital Clínico Universitario de Valencia*

4 scientific activity

Duration: 2019-2020
Total budget: €96.800

Reference: PI16/00091

Title: *Papel de los procesos inflamatorios asociados a la diabetes en la estabilidad de la placa de ateroma y estudio del uso potencial de estrategias terapéuticas*

Principal Investigator: Herminia González Navarro

Funding Body: *Instituto de Salud Carlos III*

Beneficiary Institution: *Fundación Investigación Hospital Clínico Universitario de Valencia*

Duration: 2017-2019

Total budget: €122.815

Reference: PIE15/00013

Title: A multidisciplinary Project to advance in basic mechanisms, diagnosis, prediction, and prevention of cardiac damage in reperfused acute myocardial infarction

Principal Investigator: Vicente Bodí Peris (Laura Piqueras as collaborating researcher)

Funding Body: *Instituto de Salud Carlos III*

Beneficiary Institution: *Fundación Investigación Hospital Clínico Universitario de Valencia*

Duration: 2016-2019

Total budget: €589.050

Reference: CP15/00150

Title: Synthesis and pharmacological evaluation of new dual PPARalpha/gamma agonists as new therapeutic tools in the control of cardiometabolic disorders

Principal Investigator: Nuria Cabedo Escrig

Funding Body: *Instituto de Salud Carlos III*

Beneficiary Institution: *Fundación Investigación Hospital Clínico Universitario de Valencia*

Duration: 2016-2019

Total budget: €121.500

Reference: CB07/08/0018

Title: *CIBER de Diabetes y de Enfermedades Metabólicas asociadas (CIBERdem)*

Principal Investigator: José Real tomás

Funding Body: *Centro de Investigación Biomédica en Red (CIBER) – Instituto de Salud Carlos III*

Beneficiary Institution: *Fundación Investigación Hospital Clínico Universitario de Valencia*

Duration: 2008-present

Total budget: €154.577

Reference: CB06/06/0027

Title: *CIBER Enfermedades Respiratorias (CIBERes)*

Principal Investigator: Esteban Morcillo Sánchez

Funding Body: *Centro de Investigación Biomédica en Red (CIBER) – Instituto de Salud Carlos III*

Beneficiary institution: *Universidad de Valencia*

Duration: 2007-present

Reference: CB07/08/0043

Title: *CIBER de Diabetes y de Enfermedades Metabólicas asociadas (CIBERdem)*

Principal Investigator: Deborah J Burks

Funding Body: *Centro de Investigación Biomédica en Red (CIBER) – Instituto de Salud Carlos III*

Beneficiary institution: *Universidad de Valencia*

Duration: 2007-present

Reference: SAF2017-89714-R

Title: *Modulación farmacológica del sistema inmune como diana clave en la prevención de la enfermedad cardiovascular asociada a desórdenes metabólicos. Síntesis de fármacos novedosos*

Principal Investigator: Juan F. Ascaso and M. Jesús Sanz Ferrando

Funding body: *Ministerio de Economía y Competitividad*

Beneficiary Institution: *Fundación Investigación Hospital Clínico Universitario de Valencia*

Duration: 2018-2020

Total budget: €205.700

Reference: AICO/2019/250

Title: *Efecto de la cirugía bariátrica en la inflamación vascular en pacientes con obesidad mórbida y diabéticos*

Principal Investigator: Laura Piqueras Ruiz

Funding body: *Conselleria de Educación*

Beneficiary Institution: *Fundación Investigación Hospital Clínico Universitario de Valencia*

Duration: 2019-2020

Total budget: €40.000

THESIS

Thesis title: Study of the systemic inflammation associated to primary hypercholesterolemia, its modulation and its impact in atherosclerosis. Role of cxcl16/cxcr6 axis in abdominal aortic aneurysm formation

Doctoral candidate: Aida Collado Sánchez

Director(s): María Jesús Sanz Ferrando, Laura Piqueras Ruiz

Date of the defense: 22/07/2019

Grade: *Sobresaliente “cum laude”*

Quality recognition/Award: European PhD

Research Group on Oxidative Pathology Consolidated group

Group members

Principal Investigators

Guillermo Sáez Tormo. University

Collaborating researchers

Antonio Iradi Casal. University

Leticia Bagán Debón. University

Nuria Estañ Capell. University

Pedro Gargallo Bayo. University

Researchers by categories



Networks

ciberobn

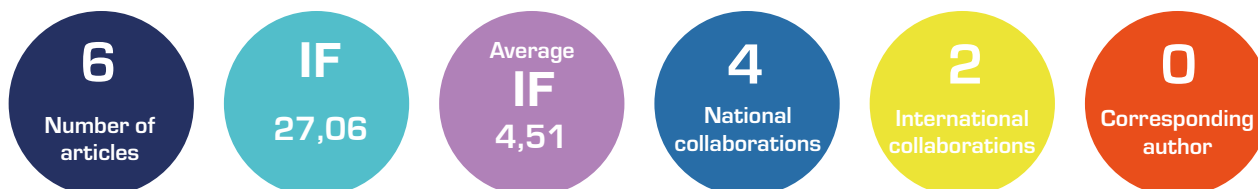
Strategic aims

- To study the role of Mediterranean diet on hemodynamics, endotelial function, abdominal adiposity and gene expression in patients at high cardiovascular risk has been studied
- To monitor the morbidly obese patients in terms of anthropometric changes, metabolic and oxidative stress markers before and after dietary intervention, exercise and bariatric surgery
- To analyze the role of DNA damage and different markers of oxidative stress in order to validate the modified base 8-oxo-dG as a possible tumor marker at high cardiovascular risk

Main lines of research

- Study of the role of OS as a physiopathological mechanism of cardiometabolic diseases
- Study of DNA damage and repair signaling routes in patients with cardiovascular evolution pathologies, in order to identify grades of expression in different genes
- Study of OS role in the pathology of neoplastic diseases, as well as the possible validation of their molecular oxidative products as clinical markers

PUBLICATIONS



4 scientific activity

SELECTED PUBLICATIONS

1. Garcia-Arellano A, Martínez-González MA, Ramallal R, Salas-Salvadó J, Hébert JR, Corella D, Shivappa N, Forga L, Schröder H, Muñoz-Bravo C, Estruch R, Fiol M, Lapetra J, Serra-Majem L, Ros E, Rekondo J, Toledo E, Razquin C, Ruiz-Canela M; SUN and PREDIMED Study Investigators. Dietary inflammatory index and all-cause mortality in large cohorts: The SUN and PREDIMED studies. *Clinical nutrition*. 2019 Jun; 38(3):1221-1231. doi: 10.1016/j.clnu.2018.05.003. IF: 6.402
2. Domingo-Relloso A, Grau-Perez M, Galan-Chilet I, Garrido-Martinez MJ, Tormos C, Navas-Acien A, Gomez-Ariza JL, Monzo-Beltran L, Saez-Tormo G, Garcia-Barrera T, Dueñas Laita A, Briongos Figuero LS, Martin-Escudero JC, Chaves FJ, Redon J, Tellez-Plaza M. Urinary metals and metal mixtures and oxidative stress biomarkers in an adult population from Spain: The Hortega Study. *Environment International*. 2019 Feb; 123: 171-180. doi: 10.1016/j.envint.2018.11.055. IF: 7.943
3. Bagan J, Murillo-Cortes J, Leopoldo-Rodado M, Sanchis-Bielsa JM, Bagan L. Oral cancer on the gingiva in patients with proliferative leukoplakia: a study of 30 cases. *Journal of Periodontology*. Transplantation. 2019 Oct; 90(10):1142-1148. doi: 10.1002/JPER.18-0620. IF: 2.768
4. Moya-Nájera D, Moya-Herraiz Á, Gargallo P, Calatayud J, Escrig-Sos J, Colado JC. Clinical relevance of a balance training program on liver transplant patients. A randomized controlled trial. *Transplantation*. 2019 May; 103(5): 965-972. doi: 10.1097/TP.0000000000002415. IF: 4.593
5. Jorda A, Cauli O, Santonja JM, Aldasoro M, Aldasoro C, Obrador E, Vila JM, Mauricio MD, Iradi A, Guerra-Ojeda S, Marchio P, Valles SL. Changes in chemokines and chemokine receptors expression in a mouse model of alzheimer's disease. *International Journal of Biological Sciences*. 2019 Jan 1; 15(2): 453-463. doi: 10.7150/ijbs.26703. IF: 4.067

RESEARCH PROJECTS AND GRANTS FOR RESEARCH

Reference: CB12/03/30016

Title: *CIBER de la Obesidad y Nutrición (CIBERObn)*

Principal Investigator: Guillermo Sáez Tormo

Funding Body: *Centro de Investigación Biomédica en Red (CIBER) - Instituto de Salud Carlos III*

Beneficiary Institution: *Universidad de Valencia*

Duration: 2013-present

Reference: UGP-19-037

Title: *Lesión oxidativa del material genético (ADN) y su reparación en pacientes con obesidad y diabetes mellitus. Modulación diferencial tras cirugía bariátrica en mujeres*

Principal Investigator: Guillermo Sáez Tormo

Funding Body: *Fomento de la Investigación Sanitaria y Biomédica de la Comunitat Valenciana (FISABIO)*

Beneficiary Institution: *Hospital Dr. Peset and Universidad Politécnica de Valencia*

Duration: 2019-2020

Total budget: € 21.793,22

Reference: NanOdGSens

Title: *Desarrollo de un sistema diagnóstico de cáncer basado en nanomateriales para la detección del marcador oncológico 8-oxo-7, 8-2'-desoxigunosina en sangre y orina*

Principal Investigator: Guillermo Sáez Tormo

Funding Body: *Fomento de la Investigación Sanitaria y Biomédica de la Comunitat Valenciana (FISABIO) and Universidad Politécnica de Valencia*

Beneficiary Institution: *Fomento de la Investigación Sanitaria y Biomédica de la Comunitat Valenciana (FISABIO)*

Duration: 2018-2020

Total budget: €3.000

THESIS

Thesis title: *Relación del estrés oxidativo y lesión del material genético con la patogenia del tumor colorrectal*

Doctoral candidate: Delia Acevedo León

Director(s): Guillermo Sáez Tormo, Celia Bañuls Morant

Date of the defense: 19/07/2019

Grade: *Sobresaliente "cum laude"*

Research Group on Psychiatry and Neurodegenerative Diseases Consolidated group

Group members

Principal Investigators

Julio Sanjuán Arias. Hospital. University

Collaborating researchers

José Carlos González Piqueras. Hospital. University

Eduardo Jesús Aguilar García-Iturrospe. Hospital. University

Esther Lorente Rovira. Hospital

María José Escartí Fabra. Hospital

María Dolores Moltó Ruiz. University

Marién Gadea Domenech. University

Gracián García Martí. CIBERSAM

Javier Gilabert Juan. CIBERSAM

Juan Nacher Roselló. University

Francisco Olucha Bordonau. University

Carlos Cañete Nicolás. Hospital. University

Miguel Hernández Viadel. Hospital. University

José Vicente Llorens Llorens. University

Pablo Calap Quintana. CIBERSAM

Noelia Sebastiá Ortega. CIBERSAM

Javier González Fernández. University

Ramón Guirado Guillén. University

Blanca Llàcer Iborra. CIBERSAM

PhD researchers

Pablo Soldevila Matías. INCLIVA

Researchers by categories



Researchers financed by competitive public calls or networks



Networks

cibersam

Strategic aims

- Elaboration of a mobile application associated to the Clinical Records to improve adherence to the treatment of patients with first episode psychosis
- Publication of Results of Gene -Environmental interaction First Episode Psychosis projects
- Development of new techniques-to diagnosis psychosis by fMRI and machine learning approach
- Development of animal models in severe mental disorder and neurodegenerative diseases
- Models of Prediction of Response in First Psychotic Episodes

Main lines of research

- Identifying risk polymorphisms in psychosis and affective disorders
- Epigenetic studies (functional expression) of candidate genes in psychosis and mental illness
- Study on animal models in serious mental illness

4 scientific activity

- Generating Studing models of neurodegenerative diseases (Friedreich Ataxia) on invertebrate animals (Drosophila)
- Study of mutations in monogenic neurodegenerative diseases
- Identifying genetic and environmental risk factors in affective and psychotic disorders
- Identifying abnormal patterns in neuroimaging (morphometry, functional, spectroscopy) in psychotic patients
- Design and coordination of clinical, genetic and neuroimageneuroimaging data bases oriented to performing multicenter projects
- Development of interactive systems for improving therapeutic adherence
- Study on the efficiency of psycho-social intervention techniques in serious mental illness

PUBLICATIONS



SELECTED PUBLICATIONS

1. Gilabert-Juan J, López-Campos G, Sebastiá-Ortega N, Guara-Ciurana S, Ruso-Julve F, Prieto C, Crespo-Facorro B, Sanjuán J, Moltó MD. Time dependent expression of the blood biomarkers eif2d and tox in patients with schizophrenia. *Brain, Behavior, and Immunity*. 2019 Aug; 80: 909-915. doi: 10.1016/j.bbi.2019.05.015. IF: 6.17
2. Curto Y, Alcaide J, Röckle I, Hildebrandt H, Nacher J. Effects of the genetic depletion of polysialyltransferases on the structure and connectivity of interneurons in the adult prefrontal cortex. *Frontiers in Neuroanatomy*. 2019 Feb 6; 13: 6. doi: 10.3389/fnana.2019.00006. IF: 2.923
3. Di Forti M, Quattrone D, Freeman TP, Tripoli G, Gayer-Anderson C, Quigley H, Rodriguez V, Jongsma HE, Ferraro L, La Cascia C, La Barbera D, Tarricone I, Berardi D, Szöke A, Arango C, Tortelli A, Velthorst E, Bernardo M, Del-Ben CM, Menezes PR, Seltén JP, Jones PB, Kirkbride JB, Rutten BP, de Haan L, Sham PC, van Os J, Lewis CM, Lynskey M, Morgan C, Murray RM; EU-GEI WP2 Group. The contribution of cannabis use to variation in the incidence of psychotic disorder across Europe (EU-GEI): a multicentre case-control study. *Lancet Psychiatry*. 2019 May; 6(5): 427-436. doi: 10.1016/S2215-0366(19)30048-3. IF: 18.329
4. Guloksuz S, Pries LK, Delespaul P, Kenis G, Luyckx JJ, Lin BD, Richards AL, Akdede B, Binbay T, Altinyazar V, Yalinçetin B, Gümüş-Akay G, Cihan B, Soygür H, Ulaş H, Cankurtaran E, Kaymak SU, Mihaljevic MM, Petrovic SA, Mirjanic T, Bernardo M, Cabrera B, Bobes J, Saiz PA, García-Portilla

- MP, Sanjuan J, Aguilar EJ, Santos JL, Jiménez-López E, Arrojo M, Carracedo A, López G, González-Peñas J, Parellada M, Maric NP, Atbaşog Lu C, Uçok A, Alptekin K, Saka MC; Genetic Risk and Outcome of Psychosis (GROUP) investigators, Arango C, O'Donovan M, Rutten BPF, van Os J. Examining the independent and joint effects of molecular genetic liability and environmental exposures in schizophrenia: results from the EUGEI study. *World Psychiatry*. 2019 Jun; 18(2): 173-182. doi: 10.1002/wps.20629. IF: 34.024
5. Núñez C, Stephan-Otto C, Usall J, Bioque M, Lobo A, González-Pinto A, Pina-Camacho L, Vieta E, Castro-Fornieles J, Rodríguez-Jimenez R, Butjosa A, Janssen J, Cabrera B, Parellada M, Bernardo M; PEPs group. Neutrophil count is associated with reduced gray matter and enlarged ventricles in first-episode psychosis. *Schizophrenia Bulletin*. 2019 Jun 18; 45(4): 846-858. doi: 10.1093/schbul/sby113. IF: 7.289

RESEARCH PROJECTS AND GRANTS FOR RESEARCH

Reference: PI17/00402

Title: *Resonancia magnética funcional y expresión génica como predictores en primeros episodios psicóticos*

Principal Investigator: Julio Sanjuán Arias

Funding body: *Instituto de Salud Carlos III*

Beneficiary institution: *Fundación Investigación Hospital Clínico Universitario de Valencia*

Duration: 2018-2020

Total budget: €110.210

Reference: CB07/09/0006

Title: *CIBER de Investigación en Salud Mental (CIBERSam)*

Principal Investigator: Julio Sanjuán Arias

Funding Body: *Centro de Investigación Biomédica en Red (CIBER) – Instituto de Salud Carlos III*

Beneficiary institution: *Universidad de Valencia*

Duration: 2008-present

Reference: RTI2018-098269-B-I00

Title: *La matriz extracelular cerebral en la depresión: de modelos animales a pacientes*

Principal Investigator: Juan Salvador Nacher Roselló

Funding body: *Ministerio de Ciencia e Innovación*

Beneficiary institution: *Universidad de Valencia*

Duration: 2019-2021

Total budget: €217.800

Reference: SAF2015-68436-R

Title: *Plasticity of perisomatic inhibition on pyramidal neurons of the prefrontal cortex: impact of peripubertal stress and implication in psychiatric disorder*

Principal Investigator: Juan Salvador Nacher Roselló

Funding body: *Ministerio de Economía y Competitividad*

Beneficiary institution: *Universidad de Valencia*

Duration: 2016-2019

Total budget: €193.600

Reference: PROMETEO/2016/082

Title: *Investigación de marcadores biológicos y nuevas estrategias terapéuticas en la Psicosis*

Principal Investigator: Julio Sanjuán Arias

Funding Body: *Conselleria de Educación, Cultura y Deporte*

Beneficiary Institution: *Fundación Investigación Hospital Clínico Universitario de Valencia*

Duration: 2016-2019

Total budget: €179.940

Title: *Identification of genetic factors involved on FXN transcriptional silencing mediated by the GAA repeat expansion*

Principal Investigator: M^a Dolores Moltó Ruiz

Funding Body: *Friedreich's Ataxia Research Alliance (FARA)*

Beneficiary Institution: *Fundación Investigación Hospital Clínico Universitario de Valencia*

Duration: 2016-2019

Total budget: €154.575,59

Title: *Inhibidores de fosfodiesterasas como tratamiento para la ataxia de Friedreich*

Principal Investigator: Pilar González Cabo (M^a Dolores Moltó Ruiz as collaborating researcher)

Funding Body: *Fundación Ramón Areces*

Beneficiary Institution: *Fundación Investigación Hospital Clínico Universitario de Valencia*

Duration: 2017-2019

Total budget: €119.700

THESIS

Thesis title: *Study of the population of immature neurons in the adult piriform cortex layer II*

Doctoral candidate: María Bellés Esteller

Director(s): Juan Salvador Nacher Roselló, Esther Castillo Gómez

Date of the defense: 18/01/2019

Grade: *Sobresaliente "cum laude"*

Quality recognition/Award: European PhD

Thesis title: *Analysis of structural plasticity in the adult and adolescent mouse brain. Effects of erythropoietin*

Doctoral candidate: Yasmina Curto Sastre

Director(s): Juan Salvador Nacher Roselló

Date of the defense: 08/07/2019

Grade: *Sobresaliente "cum laude"*

Quality recognition/Award: European PhD, Extraordinary doctorate award

Thesis title: *Resonancia magnética funcional con paradigma emocional en pacientes con un primer episodio psicótico*

Doctoral candidate: Pablo Soldevila Matías

Director(s): Julio Sanjuán Arias, Raúl Espert Tortajada, Gracián García Martí

Date of the defense: 28/11/2019

Grade: *Sobresaliente "cum laude"*

Quality recognition/Award: European PhD

4 scientific activity

Research Group on respiratory problems of neuromuscular diseases and lung damage Consolidated group

Group members

Principal Investigators

Emilio Servera Pieras. Hospital. University

Collaborating researchers

Jaime Signes-Costa Miñana. Hospital

M^a Pilar Barreto Martín. University

José Franco Serrano. Hospital. University

José Luís Díaz Cordobés. University

Francisco Carrión Valero. Hospital. University

Jesús Sancho Chinesta. Hospital

Pilar Bañuls Polo. Hospital

Manuela Marín González. Hospital

M^a Luisa Briones Urriaga. Hospital

M^a Jesús Zafra Pirés. Hospital

M^a Cruz González Villaescusa. Hospital

Santos Ferrer Espinosa. Hospital

PhD researchers

Alba Mulet Arabi. Hospital

Alejandro Ochoa Alvarado. Hospital

Andrea Ballester Ferriz. Hospital

Antonio Quezada Reynosa. Hospital

Carolina Lahosa Córdoba. Hospital

Claudia Heras Sánchez. Hospital

Cristina Rosario Martín. Hospital

Elvira Bondía Real. Hospital

Erick Monclou Garzón. Hospital

Heidi Mora Bastida. Hospital

Irene Bocigas Huéscar. Hospital

Lucía Fernández Presa. Hospital

Enric Burés Sales. Hospital

M^a Belén Safont Muñoz. Hospital

Nuria Garrido Zafra. Hospital

Paola Lisseth Ordóñez Gómez. Hospital

Researchers by categories

R1
17

R2
2

R3
8

R4
2

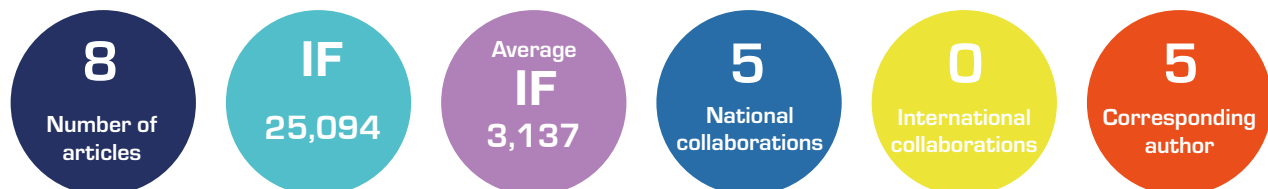
Strategic aims

- To establish the usefulness of non invasive ventilation in the weaning process of patients with prolonged mechanical ventilation
- To improve the effectiveness of mechanically assisted cough procedures in patients with amyotrophic lateral sclerosis (ALS) with and without bulbar impairment
- To prevent and manage complicated grief in bereaved relatives of patients with chronic respiratory failure died in our Pulmonary Medicine Department
- To improve the accuracy of the available clinical tools to assess frontotemporal dementia in ALS patients
- To improve the quality of knowledge about the effectiveness of physical reconditioning and psychological support to improve dyspnea in patients with chronic respiratory failure
- To identify cardiac morphological changes in patients with sleep breathing disorders and ischemic heart disease treated with CPAP
- To establish and manage risk factors associated with frequent hospital admissions in patients with COPD

Main lines of research

- Usefulness of long term mechanically assisted cough in ALS patients with and without tracheotomy tubes
- Bulbar dysfunction and survival in ALS patients treated with non invasive mechanical ventilation
- Life-prolonging treatments, suffering and psycho-emotional needs in patients with severe chronic respiratory failure and incapacitating dyspnea: -neuromuscular diseases- COPD
- Genetic polymorphisms and predisposition, severity and susceptibility to bacteremia in community-acquired pneumonia
- Effects of e-liquids (propylene glycol (PG), diethylene glycol (DG), and nicotine) from electronic cigarettes in human cell cultures
- Efficacy of a tobacco treatment program about severe exacerbation in smokers with moderate or severe COPD
- Evaluation of CPAP treatment on kidney function in patients with early-stage renal disease and sleep apnea syndrome (RENAS study)
- Characterization of asthmatic patients: new bio-markers and their relationship with the severity of bronchial asthma
- Cryptogenetic organizational pneumonia (COP)
 - diagnostic safety
 - predictive factors for relapse
- Drug induced pulmonary disorders and early detection of pulmonary GVHD in patients with halogenic BMT

PUBLICATIONS



4 scientific activity

SELECTED PUBLICATIONS

1. Aldás I, Menéndez R, Méndez R, España PP, Almirall J, Boderías L, Rajas O, Zalacaín R, Vendrell M, Mir I, Torres A, grupo NEUMONAC. Early and late cardiovascular events in patients hospitalized for community-acquired pneumonia. *Archivos de Bronconeumología*. 2019 Nov 29. pii: S0300-2896(19)30401-6. doi: 10.1016/j.arbres.2019.10.009. IF: 4.214
2. Aldás I, Menéndez R, Méndez R, España PP, Almirall J, Boderías L, Rajas O, Zalacaín R, Vendrell M, Mir I, Torres A; Grupo NEUMONAC. Official statement of the Spanish Society of Pulmonology and Thoracic Surgery (SEPAR) on electronic cigarettes and IQOS®. *Archivos de Bronconeumología*. 2019 Nov 29. pii: S0300-2896(19)30401-6. doi: 10.1016/j.arbres.2019.10.009. IF: 4.214
3. Fernández-Fabrellas E, Molina-Molina M, Soriano JB, Portal JAR, Ancochea J, Valenzuela C, Xaubet A; SEPAR-IPF National Registry. Demographic and clinical profile of idiopathic pulmonary fibrosis patients in Spain: the SEPAR National Registry. *Respiratory Research*. 2019 Jun 17; 20(1): 127. doi: 10.1186/s12931-019-1084-0. IF: 3.829
4. Pérez Pérez ML, Gonzaga López A, Balandín Moreno B, Maximiano Alonso C, Palacios Castañeda D, Ferreres Franco J, García Sanz J, Villanueva Fernández H, Valdivia de la Fuente M, Ortega López A, Alcántara Carmona S, Pérez Redondo M, Royuela Vicente A. Characteristics and outcome of patients with solid tumour requiring admission to the intensive care unit. Usefulness of three severity score systems. *Medicina Clínica*. 2019 Oct 11; 153(7): 270-275. doi: 10.1016/j.medcli.2019.01.015. IF: 1.277
5. Sancho J, Burés E, Ferrer S, Bondía E, Servera E. Usefulness of oscillations added to mechanical in-exsufflation in amyotrophic lateral sclerosis. *Respiratory Care*. 2019 Nov 12. pii: respcare.07202. doi: 10.4187/respcare.07202. IF: 1.736

RESEARCH PROJECTS AND GRANTS FOR RESEARCH

Reference: PI16/00759

Title: *Estudios genómicos de susceptibilidad y gravedad en infección neumocócica en niños y adultos*

Principal Investigator: Carlos Rodríguez Gallego (M^a Luisa Briones Urtiaga as collaborating researcher)

Funding body: *Instituto de Salud Carlos III*

Beneficiary Institution: *Fundación Investigación Hospital Clínico Universitario de Valencia*

Duration: 2017-2019

Title: *Evaluación de la atención con compasión en el ámbito sanitario: traducción y validación en la población española de un instrumento centrado en el paciente. Estudio multicéntrico*

Principal Investigator: José Luis Díaz Cordobés

Funding body: *Conselleria de Innovación, Universidades, Ciencia y Sociedad Digital*

Beneficiary institution: *Universidad de Valencia*

Duration: 2019-2021

Title: Effect of 1-year treatment of Dextrometorfan/Quinidine (DM/Q) in respiratory problems management in Amyotrophic lateral Sclerosis

Funding body: Jesús Sancho Chinesta

Funding body: European Respiratory Society (ERS)

Beneficiary institution: *Fundación Investigación Hospital Clínico Universitario de Valencia*

Duration: 2017-2019

Title: *Valor pronóstico del estudio del perfil de microRNAs en la neumonía adquirida en la comunidad hospitalizada*

Principal Investigator: M^a Luisa Briones Urtiaga

Funding body: *Sociedad Valenciana de Neumología*

Beneficiary institution: *Fundación Investigación Hospital Clínico Universitario de Valencia*

Duration: 2017-2019

Title: *Utilidad de las oscilaciones añadidas a la in-exsufflación mecánica en los pacientes con ELA y ventilación mecánica por traqueostomía*

Principal Investigator: Emilio Servera Pieras

Funding body: *Sociedad Española de Neumología y Cirugía Torácica (SEPAR)*

Beneficiary institution: *Fundación Investigación Hospital Clínico Universitario de Valencia*

Duration: 2016-2019

Title: *Efecto de VitaBreath para la recuperación tras el ejercicio en EPOC grave y muy grave*

Principal Investigator: Emilio Servera Pieras

Funding body: Philips- Respironics

Beneficiary institution: *Fundación Investigación Hospital Clínico Universitario de Valencia*

Duration: 2017-2019

Research Group on Tissular Biochemistry Consolidated group

Group members

Principal Investigators

Juan R. Viña Ribes. University

Collaborating researchers

Luis Torres Asensi. University

Elena Ruiz García-Trevijano. University

Vicente Miralles Fernández. University

Teresa Barber Ballester. University

Rosa Zaragoza Colom. University

Sonia Company Hernández. University

Technicians

Concha García de Mier. University

Carmen Picher Latorre. University

Researchers by categories



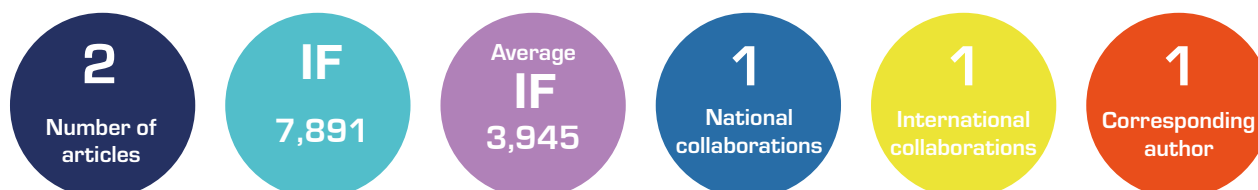
Strategic aims

- Calpains, activated in the mammary gland during involution can be implicated in cell anchoring loss. The isoform-specific function of CAPN1 and -2 was explored in two models of cell-adhesion disruption: mice mammary gland during involution and breast cancer cell lines
- Role of calpains in cancer cells, CAPNs appear in the nucleolar compartment, having a role in ribosomal biogenesis
- Calpains also seem to control cellular differentiation, their role in this process is being assessed in adipocytes and osteoblasts differentiation in vitro
- Vitamin A deficiency impairs several tissues. From rats with chronic vitamin A deficiency we are studying the alteration in several tissues such as liver, lung or mammary gland

Main lines of research

- The mammary gland as a physiological model for the study of programmed cell death
- Mammalian tissues metabolism and its regulation
- Role of calpains in proliferation and differentiation processes
- Vitamin A deficiency induces oxidative stress in several tissues including lung and liver

PUBLICATIONS



4 scientific activity

SELECTED PUBLICATIONS

1. Cabezuelo MT, Zaragoza R, Barber T, Viña JR. Role of vitamin A in mammary gland development and lactation. *Nutrients*. 2019 Dec 27; 12(1). pii: E80. doi: 10.3390/nu12010080. IF: 4.171
2. Schoberleitner I, Mutti A, Sah A, Wille A, Gimeno-Valiente F, Piatti P, Kharitonova M, Torres L, López-Rodas G, Liu JJ, Singewald N, Schwarzer C, Lusser A. Role for chromatin remodeling factor Chd1 in learning and memory. *Frontiers in Molecular Neuroscience*. 2019 Jan 23; 12: 3. doi: 10.3389/fnmol.2019.00003. IF: 3.72

RESEARCH PROJECTS AND GRANTS FOR RESEARCH

Reference: PROMETEOII/2018/167

Title: *Estudios tridimensionales de ductos mamarios para determinar el papel de las calpainas en la remodelación del tejido mamario. Implicaciones biomédicas*

Principal Investigator: Juan Viña Ribes

Funding Body: *Conselleria de Educación, Cultura y Deporte*

Beneficiary Institution: *Universidad de Valencia*

Duration: 2018-2021

Total budget: €201.920,20

Reference: OTR-2019-19499INVES

Title: Molecular mechanisms in the development of scoliosis in limb-girdle muscular dystrophies

Principal Investigator: Juan Viña Ribes

Funding Body: *Fundación Ramón Areces*

Beneficiary Institution: *Universidad de Valencia*

Duration: 2019-2021

Total budget: €121.176

THESIS

Thesis title: Subcellular distribution of calpain-1 and calpain-2 as a key event for calpain-mediated functions in physiological and neoplastic mammary models

Doctoral candidate: Lucía Rodríguez Fernández

Director(s): Juan Viña Ribes, Rosa Zaragoza Colom, Elena Ruiz García-Trevijano

Date of the defense: 29/03/2019

Grade: *Sobresaliente "cum laude"*

Quality recognition/Award: European PhD

Research Group on Aging and Physical Activity Consolidated group

Group members

Principal Investigators

José Viña Ribes. University

Collaborating researchers

Gloria Olaso González. University

José Viña Almunia. University

Marta Inglés de la Torre. University

Consolación García Lucerga. University

Eva Serna García. University

Cristina Amézcua García. INCLIVA

Mónica Cebrián Pinar. INCLIVA

PhD researchers

Cristina Más Bargaes. University

Andrea Salvador Pascual. University

Paloma Monllor Taltavull. University

Coralie Arc-Chagnaud. University

Mar Dromant. University

Lucía Gimeno Mallench. INCLIVA

Adrián Marcel De la Rosa González. University

Emerging researchers

Consuelo Borrás Blasco. University

M^a Carmen Gómez Cabrera. University

Ana Lloret Alcañiz. University

Juan Gambini Buchón. University

Researchers by categories



Researchers financed by competitive public calls or networks



Networks

ciberfes

Freshage
Age and Exercise Research Group

Strategic aims

- Prevented of neuronal death in Alzheimer's by Glutaminase Inhibition
- Identification of exercise training as a drug to treat age associated frailty
- Testing that G6PD protects from oxidative damage and improves healthspan in mice
- Reductive stress: a new concept in Alzheimer's disease

Main lines of research

- Aging: identification of genes associated with aging, particularly genes that are specific in centenary people. Implication of the estrogens and phytoestrogens in the prevention of age-related damage
- Physical activity: identification of the molecular mechanisms by which physical activity is good for health. Identification of the mechanisms by which physical activity and antioxidant supplements help preventing primary and secondary sarcopenia in both human and animal studies. Identification of the best exercise intervention to delay and to treat frailty in humans

4 scientific activity

- Physiopathology of the Alzheimer's disease: identification of the mechanisms by which free radicals, originators of the oxidative stress are used to unleash cell signals that lead to cell death in Alzheimer disease

Emerging Researcher

Consuelo Borrás Blasco

The research focuses on stem cells and their optimization for the use of them, or their derived exosomes, in the regeneration of different tissues. We have studied the role of oxygen concentration in different parameters such as proliferation, pluripotency, senescence or apoptosis in the culture of human dental pulp stem cells (hDPSC) observing that the properties of stem cells are better maintained under physiological oxygen concentrations. The step we have taken now is to study if there is a beneficial effect of the addition of exosomes from "young" stem cells to "old" stem cells.

Emerging Researcher

Juan Gambini Buchón. University

The main aim is mainly focused on nutrition, ageing, and longevity manipulation.

Emerging Researcher

María Carmen Gómez Cabrera

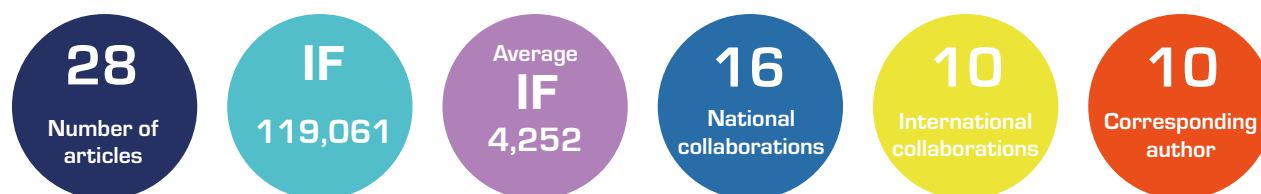
The main aim of this research is to study the beneficial effects of physical activity in prevention and treatment of several pathologies and more specifically on Alzheimer's disease, senile sarcopenia and frailty. We are also interested in the study of the molecular bases of skeletal muscle atrophy during periods of immobilization, as well as in its prevention.

Emerging Researcher

Ana Lloret Alcañiz

Our main line of research has been the role of oxidative stress in Alzheimer's disease. Our group elucidated the importance of mitochondria in the generation of oxidants by their direct interaction with the amyloid peptide of Alzheimer. In recent years, we have focused on the study of the molecular changes produced by the toxicity of beta-amyloid.

PUBLICATIONS



SELECTED PUBLICATIONS

1. Bangsbo J, Blackwell J, Boraxbekk CJ, Caserotti P, Dela F, Evans AB, Jespersen AP, Gliemann L, Kramer AF, Lundbye-Jensen J, Mortensen EL, Lassen AJ, Gow AJ, Harridge SDR, Hellsten Y, Kjaer M, Kujala UM, Rhodes RE, Pike ECJ, Skinner T, Skovgaard T, Troelsen J, Tulle E, Tully MA, van Uffelen JGZ, Viña J. Copenhagen consensus statement 2019: physical activity and ageing. *SH Journal of Sports Medicine*. 2019 Jul; 53(14): 856-858. doi: 10.1136/bjsports-2018-100451. IF: 11.645
2. Pradas I, Jové M, Huynh K, Puig J, Ingles M, Borrás C, Viña J, Meikle PJ, Pamplona R. Exceptional human longevity is associated with a specific plasma phenotype of ether lipids. *Redox Biology*. 2019 Feb; 21: 101127. doi: 10.1016/j.redox.2019.101127. IF: 7.793
3. Serra-Añó P, Pedrero-Sánchez JF, Hurtado-Abellán J, Inglés M, Espí-López GV, López-Pascual J. Mobility assessment in people with Alzheimer disease using smartphone sensors. *Journal of NeuroEngineering and Rehabilitation*. 2019 Aug 14; 16(1): 103. doi: 10.1186/s12984-019-0576-y. IF: 3.582
4. Parra-Llorca A, Gormaz M, Sánchez-Illana Á, Piñeiro-Ramos JD, Collado MC, Serna E, Cernada M, Nuñez-Ramiro A, Ramón-Beltrán A, Oger C, Galano JM, Vigor C5, Durand T, Kuligowski J, Vento M. Does pasteurized donor human milk efficiently protect preterm infants against oxidative stress?. *Antioxidants & Redox Signaling*. 2019 Oct 10; 31(11): 791-799. doi: 10.1089/ars.2019.7821. IF: 5.828

5. Ballarò R, Penna F, Pin F, Gómez-Cabrera MC, Viña J, Costelli P. Moderate exercise improves experimental cancer cachexia by modulating the redox homeostasis. *Cancers*. 2019 Feb 28; 11(3). pii: E285. doi: 10.3390/cancers11030285. IF: 6.162

RESEARCH PROJECTS AND GRANTS FOR RESEARCH

Reference: DIABFRAIL-LATAM-825546

Title: Scaling-up of and evidence-based intervention programme in older people with Diabetes and Frailty in LatinAmerica

Principal Investigator: José Viña Ribes and Leocadio Rodríguez Mañas

Funding Body: European Commission

Beneficiary Institution: CIBER (Fundación Investigación Hospital Clínico Universitario de Valencia as Third Party)

Duration: 2019-2024

Total budget: €273.720

Reference: INTIMIC-085

Title: Maternal obesity and cognitive dysfunction in the offspring: cause-effect role of the GUT MicrobiOME and early dietary prevention

Principal Investigator: Patricia Lozzo (Consuelo Borrás Blasco as collaborating researcher)

Funding Body: European Commission

Beneficiary Institution: Universidad de Valencia

Duration: 2017-2020

Total budget: €778.240

Reference: 724099-ADVANTAGE

Title: Managing Frailty. A comprehensive approach to promote a disability-free advanced age in Europe: the ADVANTAGE initiative. Joint actions (HP-JA). 3rd EU Health Programme

Principal Investigator: José Viña Ribes

Funding Body: European Commission

Beneficiary Institution: Fundación Investigación Hospital Clínico Universitario de Valencia

Duration: 2016-2019

Total budget: €130.005

Reference: CA15203 MITOEAGLE

Title: Evolution-Age-Gender-Lifestyle-Environment: mitochondrial fitness mapping

Principal Investigator: Erich Gnaiger (Consuelo Borrás as collaborating researcher)

Funding Body: European Commission

Beneficiary Institution: Fundación Investigación Hospital Clínico Universitario de Valencia

Duration: 2016-2020

Reference: CB16/10/00435

Title: CIBER de Fragilidad y envejecimiento (CIBERfes)

Principal Investigator: José Viña Ribes

Funding Body: Centro de Investigación Biomédica en Red (CIBER) – Instituto de Salud Carlos III

Beneficiary Institution: Universidad de Valencia

Duration: 2017-present

Reference: PCIN-2017-117

Title: Obesidad materna y disfunción cognitiva en la descendencia: papel causa-efecto de la microbiota intestinal y prevención dietética temprana

Principal Investigator: Consuelo Borrás Blasco

Funding Body: Ministerio de Economía, Industria y Competitividad

Beneficiary Institution: Universidad de Valencia

Duration: 2017-2020

Total budget: €143.000

Reference: SAF2016-75508-R

Title: Envejecimiento cerebral: protección contra el daño asociado al mismo y su aplicación a la enfermedad de Alzheimer

Principal Investigator: José Viña Ribes

Funding Body: Ministerio de Economía y Competitividad

Beneficiary Institution: Universidad de Valencia

Duration: 2016-2019

Total budget: €140.000

Reference: GV/2018/067

Title: Estudio de posibles huellas genéticas de envejecimiento saludable en descendientes de centenarios

Principal Investigator: Marta Inglés de la Torre

Funding Body: Conselleria de Educación, Cultura y Deporte

Beneficiary Institution: Universidad de Valencia

Duration: 2018-2019

Total budget: €12.040

Reference: POCTEP 0348_CIE_6_E

Title: Estudio de la fragilidad cognitiva y su transición a la demencia mediante un conjunto de biomarcadores en sangre periférica. Intervención con genisteína

Principal Investigator: José Viña Ribes

Funding Body: Fundación General del Consejo Superior de Investigaciones Científicas (FGCSIC)

Beneficiary Institution: Universidad de Valencia

Duration: 2018-2019

Total budget: €39.940

4 scientific activity

THESIS

Thesis title: Development of an ultrasound-based muscle texture analysis as a potential imaging biomarker for frailty phenotype

Doctoral candidate: Rebeca Mirón Mombiela

Director(s): Consuelo Borrás Blasco Juana Forner Giner

Date of the defense: 28/01/2019

Grade: *Sobresaliente "cum laude"*

Thesis title: *Entrenamiento respiratorio: cambios en la presión inspiratoria máxima y relación con la funcionalidad del adulto mayor sano*

Doctoral candidate: Ainoa Roldán Aliaga

Director(s): Cristina Blasco Lafarga, Nieves M Blasco Lafarga, M. Carmen Gómez Cabrera

Date of the defense: 20/05/2019

Grade: *Sobresaliente "cum laude"*

Quality recognition/Award: European PhD

Thesis title: Moderate overexpression of glucose-6-phosphate dehydrogenase improves healthspan in mice. Implications in skeletal muscle regeneration

Doctoral candidate: Andrea Salvador Pascual

Director(s): José Viña Ribes, M. Carmen Gómez Cabrera

Date of the defense: 15/07/2019

Grade: *Sobresaliente "cum laude"*

Quality recognition/Award: European PhD

Thesis title: *El sedentarismo en los adultos mayores del entorno rural: estrategias de entrenamiento concentrado versus distribuido*

Doctoral candidate: Pablo Monteagudo Chiner

Director(s): Cristina Blasco Lafarga, M. Carmen Gómez Cabrera, Caterina Pesce

Date of the defense: 26/07/2019

Grade: *Sobresaliente "cum laude"*

Quality recognition/Award: European PhD

Thesis title: Regulation of antioxidant defenses in the prevention of skeletal muscle deconditioning

Doctoral candidate: Coralie Arc-Chagnaud

Director(s): José Viña Ribes, Carmen Gómez-Cabrera, Angèle Chopard, Thomas Brioche

Date of the defense: 22/11/2019

Grade: *Sobresaliente "cum laude"*

Quality recognition/Award: European PhD

Research Group on Anesthesiology and Reanimation Consolidated group

Group members

Principal Investigators

Francisco Javier Belda Nácher. Hospital. University

Collaborating researchers

Marina Soro Domingo. Hospital. University

Gerardo Aguilar Aguilar. Hospital

José García de la Asunción. Hospital

Beatriz Garrigues Olivé. Hospital

Rafael Badenes Quiles. Hospital. University

Armando Maruenda Paulino. Hospital. University

María Luisa García Pérez. Hospital

Carlos Tornero Tornero. Hospital. University

Benigno Escamilla Cañete. Hospital

María Luisa Laredo Alcázar. Hospital

Blanca Arocas Chicote. Hospital

José Antonio Carbonell López. Hospital

Pedro Charco Mora. Hospital

Mario de Fez Barberá. Hospital

Mar Garzando Civera. Hospital

Andrea Gutiérrez Valcárcel. Hospital

M^a José Parra González. Hospital

Ernesto Pastor Martínez. Hospital

Ana Mugarra Llopis. Hospital

Laura Reviriego Agudo. Hospital

Estefanía Gracia Ferrándiz. Hospital

Cristina Crisán Ovidiu. Hospital

Antonio Guillen Bañuelos. Hospital

Rosa Herrera Castro. Hospital

Jorge Orduña Valls. Hospital

Researchers by categories



Web

www.anestesiaticlinicovalencia.org

Strategic aims

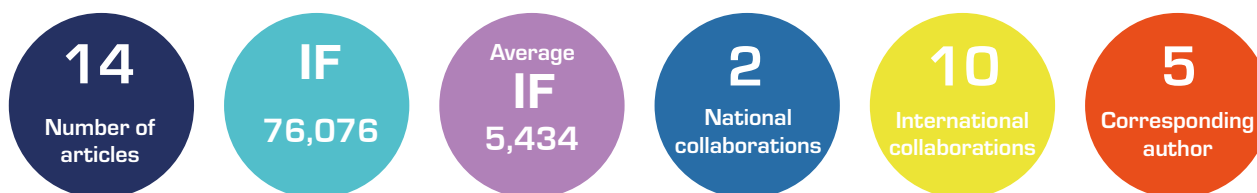
- The effects of fluid administration and advanced monitoring on hemodynamic management in anesthesia and critically ill patients
- Open lung approach for respiratory management
- Management of chronic pain
- Recommendations on invasive candidiasis in patients with complicated intra-abdominal infection and surgical patients with ICU extended stay
- Pharmacokinetics of antifungal agents during venovenous extracorporeal membrane oxygenation

4 scientific activity

Main lines of research

- Epidemiology and management of patients with Traumatic Brain Injury
- Study of hyperglycemia and aldose reductase-mediated mitochondrial dysfunction and apoptosis in platelets in critical patients
- Ventilatory and pharmacological strategies to decrease organ damage in the lungs associated with mechanical ventilation in healthy and injured lungs
- Development of hemodynamic monitoring and its application in the field of patients undergoing surgery or admitted to critical care units
- Study and development of methods of detection of infections, especially fungal and virological, and how to prevent them
- Study and development of therapeutic drug monitoring (TDM) to describe antimicrobials pharmacokinetics (PK) and determination of minimum inhibitory concentration (MIC)
- Development of new strategies and drugs for pain treatment

PUBLICATIONS



SELECTED PUBLICATIONS

1. Orduña Valls JM, Soto E, Ferrandis Martínez M, Nebreda C, Tornero Tornero C. Cervical plexus as anatomical target for the treatment of postoperative cervical neuropathic pain. *Journal of Pain Research*. 2019 Apr 16; 12: 1217-1221. doi: 10.2147/JPR.S184306. eCollection 2019. IF: 2.236
2. Ferrando C, Puig J, Serralta F, Carrizo J, Pozo N, Arocas B, Gutierrez A, Villar J, Belda FJ, Soro M. High-flow nasal cannula oxygenation reduces postoperative hypoxemia in morbidly obese patients: a randomized controlled trial. *Minerva Anestesiologica*. 2019 Oct; 85(10): 1062-1070. doi: 10.23736/S0375-9393.19.13364-0. IF: 2.84
3. Herrera Castro R. Sevoflurane well-handled in children is excellent, but in the wrong hands can be life-threatening. *Journal of Investigative Surgery*. 2019 Jun 4:1-2. doi: 10.1080/08941939.2019.1616860. IF: 1.642
4. Kirmeier E, Eriksson LI, Lewald H, Jonsson Fagerlund M, Hoelt A, Hollmann M, Meistelman C, Hunter JM, Ulm K, Blobner M; POPULAR Contributors. Post-anaesthesia pulmonary complications after use of muscle relaxants (POPULAR): a multicentre, prospective observational study. *Lancet Respiratory Medicine*. 2019 Feb; 7(2): 129-140. doi: 10.1016/S2213-2600(18)30294-7. IF: 22.992
5. Villar J, Ambrós A, Mosteiro F, Martínez D, Fernández L, Ferrando C, Carriedo D, Soler JA, Parrilla D, Hernández M, Andaluz-Ojeda D, Añón JM, Vidal A, González-Higueras E, Martín-Rodríguez C, Díaz-Lamas AM, Blanco J, Belda J, Díaz-Domínguez FJ, Rico-Feijóo J, Martín-Delgado C, Romera MA, González-Martín JM, Fernández RL, Kacmarek RM; Spanish Initiative for Epidemiology, Stratification and Therapies of ARDS (SIESTA) Network. A Prognostic Enrichment Strategy for Selection of Patients With Acute Respiratory Distress Syndrome in Clinical Trials. 2019 Mar; 47(3): 377-385. doi: 10.1097/CCM.0000000000003624. IF: 6.971

RESEARCH PROJECTS AND GRANTS FOR RESEARCH

Reference: PI18/O1611

Title: *Reducción de complicaciones postoperatorias pulmonares mediante una estrategia ventilatoria perioperatoria de apertura pulmonar individualizada en pacientes intervenidos de cirugía torácica*

scientific activity 4

Principal Investigator: Carlos María Ferrando Ortolá (Francisco Javier Belda, Marina Soro, José García de la Asunción as collaborating researchers)

Funding body: *Instituto de Salud Carlos III*

Beneficiary institution: *Fundación Investigación Hospital Clínico Universitario de Valencia*

Duration: 2019-2021

Total budget: €134.007,50

THESIS

Thesis title: *Rendimiento de los ventiladores de turbina para cuidados críticos*

Doctoral candidate: Carlos Delgado Navarro

Director[s]: Francisco Javier Belda Nácher, Jaume Puig Bernabeu, Carlos Ferrando Ortolá

Date of the defense: 01/07/2019

Grade: *Sobresaliente "cum laude"*

4 scientific activity

Research Group on Translational Genomics Consolidated group

Group members

Principal Investigators

Rubén D. Artero Allepuz. University

Collaborating researchers

Manuel Pérez Alonso. University

M^a Beatriz Llamusi Troisi. University

Juan M. Fernández Costa. University

Ariadna Bargiela Schönbrunn. University

Estefanía Cerro Herreros. University

PhD researchers

Estela Selma Soriano. University. INCLIVA

María Sabater Arcís. University

Sarah Overby. University

Jorge Patricio Espinosa Espinosa. University

Nerea Moreno Cervera. University

Piotr Konieczny. University

Águeda Blázquez Bernal. University

Irene González Martínez. University

Technicians

Iván Gimeno Martínez. University

Arturo López Castel. University

Researchers by categories



Researchers financed by competitive public calls or networks



Networks

https://twitter.com/GenomicsLab_UV
<http://medicina-genomica.blogspot.com.es>
<https://twitter.com/MPAlonso>
<https://twitter.com/RubenArtero3>
<http://www.uv.es/gt>

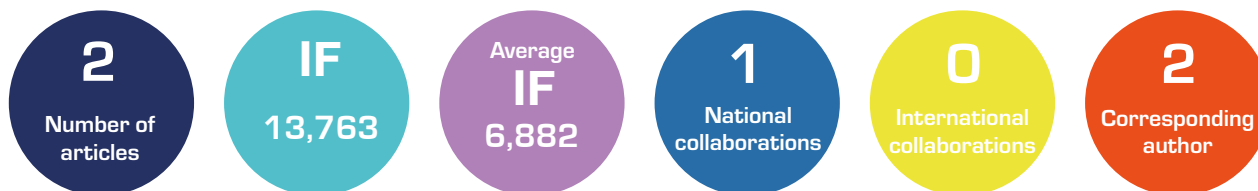
Strategic aims

- We have accomplished the goal of publishing significant scientific studies based on the ongoing strategic research lines. Briefly, publication of results demonstrating the therapeutic potential of several molecules (miRNAs and chemical-based) on the improvement of key muscular myotonic dystrophy (DM) disease phenotypes, in parallel with the publication of the first in time *Drosophila* model simulating cardiac phenotypes displayed by DM patients. In addition, publication of proof of concept results in additional rare diseases (new therapeutic target in SMA and gene modifier in Huntington disease). Moreover, we have put the basis for the establishment of a start-up (Arthex) for developing of the promising molecules with therapeutic potential in DM discovered

Main lines of research

- Using miRNAs as therapeutic targets in myotonic dystrophy (DM)
- Discovery, development, and repurposing of drugs for the treatment of DM
- Study of the molecular causes of muscle atrophy, heart dysfunction, and CNS degeneration in DM
- Study of the molecular mechanisms associated with spinal muscular atrophy and search for potential therapies
- Understanding human podocyte function through *Drosophila* nephrocytes
- *Drosophila* modeling of limb girdle muscular dystrophy subtype 1F (LGMD1F)

PUBLICATIONS



SELECTED PUBLICATIONS

1. López Castel A, Overby SJ, Artero R. MicroRNA-Based Therapeutic Perspectives in Myotonic Dystrophy. *International Journal of Molecular Sciences*. 2019 Nov 9; 20(22). pii: E5600. doi: 10.3390/ijms20225600. IF: 4,183
2. Bargiela A, Sabater-Arcis M, Espinosa-Espinosa J, Zulaica M, Lopez de Munain A, Artero R. Increased Muscleblind levels by chloroquine treatment improve myotonic dystrophy type 1 phenotypes in in vitro and in vivo models. *Proceedings of the National Academy of Sciences of the United States of America*. 2019 Dec 10; 116(50): 25203-25213. doi: 10.1073/pnas.1820297116. IF: 9.580

Reference: RTI2018-094599-B-I00

Title: *Comprensión de las causas moleculares de la atrofia muscular en distrofia miotónica tipo 1*

Principal Investigator: Rubén Artero Allepuz

Funding Body: *Ministerio de Ciencia, Innovación y Universidades*

Beneficiary Institution: *Universidad de Valencia*

Duration: 2019-2021

Total budget: €185.000

Title: Therapeutic modulation of MBNL1-2 gene expression in myotonic dystrophy

Principal Investigator: Rubén Artero Allepuz

Funding body: *Fundació Bancària La Caixa (Caixa Impulse)*

Beneficiary Institution: *Universidad de Valencia*

Duration: 2017-2019

Total budget: €45.000

RESEARCH PROJECTS AND GRANTS FOR RESEARCH

Reference: CA17103

Title: COST: European Cooperation in Science and Technology, Delivery of Antisense RNA Therapeutics (DARTER)

Funding Body: European Commission

Principal Investigator: Virginia Arechavala (Artero Allepuz as Co-IP)

Beneficiary Institution: *IIS Biocruces*

Duration: 2018-2022

Total budget: €500.000

Reference: PI17/00352

Title: *Modulación terapéutica de los genes MBNL como tratamientos innovadores para distrofia miotónica*

Principal Investigator: Manuel Pérez Alonso and Beatriz Llamusí Troisi

Funding Body: *Instituto de Salud Carlos III*

Beneficiary Institution: *Fundación Investigación Hospital Clínico Universitario de Valencia*

Duration: 2018-2020

Total budget: €75.020

Reference: HR17-00268

Title: TATAMI (Therapeutic Targeting of MiRNAs) therapeutic targeting of mbnl1 microRNAs as innovative treatments for myotonic dystrophy

Principal Investigator: Rubén Artero Allepuz

Funding Body: *Fundació Bancària La Caixa*

Beneficiary Institution: *Universidad de Valencia*

Duration: 2018-2021

Total budget: €997.023

Reference: AFM 22346

Title: Development of combinatorial therapies for SMA

Principal Investigator: Rubén Artero Allepuz

Funding body: AFM Telethon

Beneficiary Institution: *Universidad de Valencia*

Duration: 2019-2020

Total budget: €175.000

Reference: IAP409

Title: *Desarrollo de un modelo en Drosophila de LGMD1F*

Principal Investigator: Rubén Artero Allepuz

Funding body: *Asociación Conquistando Escalones*

Beneficiary Institution: *Universidad de Valencia*

Duration: 2019-2020

Total budget: €17.303

4 scientific activity

Reference: FIPSE 3544-18

Title: Antisense RNA-therapeutics in Myotonic Dystrophy

Principal Investigator: Rubén Artero Allepuz and Beatriz LLamusí

Beneficiary Institution: *Instituto de Investigación Sanitaria INCLIVA*

Funding body: *Fundación para la Innovación y Prospectiva en Salud en España FIPSE*

Duration: 2019 -2020

Total Budget €25.000

Research Group on General and Digestive Surgery Consolidated group

Group members

Principal Investigators

Joaquín Ortega Serrano. Hospital. University

Collaborating researchers

Luis Sabater Ortí. Hospital. University
 Alejandro Espí Macías. Hospital. University
 Elena Muñoz Forner. Hospital. University
 José Martín Arévalo. Hospital
 David Moro Valdezate. Hospital. University
 Vicente Pla Martín. Hospital
 Norberto Cassinello Fernández. Hospital. University
 Fernando López Mozos. Hospital. University
 Roberto Martí Obiol. Hospital
 Julio Calvete Chornet. Hospital. University
 Elena Martí Cuñat. Hospital
 Marina Garcés Albir. Hospital. University
 Estefanía García Botello. Hospital. University
 Raquel Alfonso Ballester. Hospital. University
 Dimitri Dorcaratto. Hospital. University
 Carlos León Espinoza. Hospital
 David Casado Rodrigo. Hospital
 Elvira Buch Villa. Hospital
 Francisco Morera Ocón. Hospital
 Gemma Bellver Lobato. Hospital
 Marcos Adrianzén Vargas. Hospital
 M^a Carmen Fernández Moreno. Hospital
 María Eugenia Barrios Carvajal. Hospital

Researchers by categories



Strategic aims

- Incorporation of the retroperitoneoscopy as a new surgical technique for the department, as a treatment of adrenal tumors
- Development of the clinical pathway for thyroidectomy
- International edition of a book on esophageal cancer: "Esophageal cancer: symptoms, management and prognosis"
- Completion of the national multicenter trial on the differences between the pancreato-gastrostomy and pancreato-jejunoscopy in cephalic pancreaticoduodenectomy technique

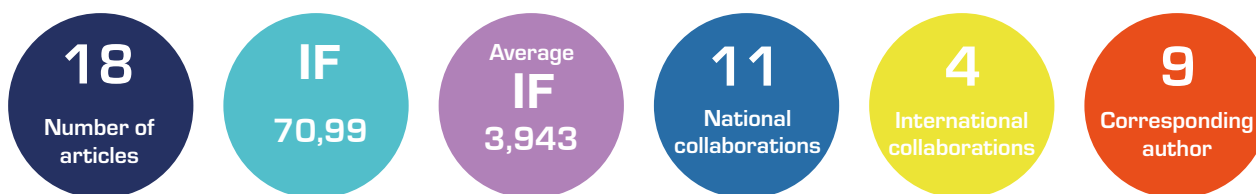
Main lines of research

- About coloproctological surgery: study of the quality standards for coloproctology 3D endorectal ultrasound, sacral neuromodulation and perianal fistula surgery

4 scientific activity

- About hepatobiliary and pancreatic surgery: acute pancreatitis, gene transfection, pancreaticoduodenectomy
- About endocrine surgery: laparoscopic adrenal tumors, recurrences study in thyroid surgery, parathyroid adenomas intraoperative localization
- About metabolic and bariatric surgery: pathophysiology of postoperative changes
- About breast surgery: utility of fibrin sealants in postoperative seroma
- About gastroesophageal surgery: mutations in GIST tumors, overexpression of HER2 and HER3 in gastric tumors, perioperative QT in advanced gastric cancer

PUBLICATIONS



SELECTED PUBLICATIONS

1. Martínez-Ciarpaglini C, Ultra S, Roselló S, Roda D, Mongort C, Carrasco F, Gonzalez J, Santonja F, Tarazona N, Huerta M, Espí A, Ribas G, Ferrández A, Navarro S, Cervantes A. Low miR200c expression in tumor budding of invasive front predicts worse survival in patients with localized colon cancer and is related to PD-L1 overexpression. *Modern Pathology*. 2019 Feb; 32(2): 306-313. doi: 10.1038/s41379-018-0124-5. IF: 6.365
2. Sabater L, Cugat E, Serrablo A, Suarez-Artacho G, Diez-Valladares L, Santoyo-Santoyo J, Martín-Pérez E, Ausania F, Lopez-Ben S, Jover-Navalon JM, Garcés-Albir M, Garcia-Domingo MI, Serradilla M, Pérez-Aguirre E, Sánchez-Pérez B, Di Martino M, Senra-Del-Rio P, Falgueras-Verdaguer L, Carabias A, Gómez-Mateo MC, Ferrandez A, Dorcaratto D, Muñoz-Fornier E, Fondevila C, Padillo J. Does the artery-first approach improve the rate of r0 resection in pancreatoduodenectomy?: a multicenter, randomized, controlled trial. *Annals of Surgery*. 2019 Nov; 270(5): 738-746. doi: 10.1097/SLA.0000000000003535. IF: 9.476
3. Dorcaratto D, Mazzinari G, Fernandez M, Muñoz E, Garcés-Albir M, Ortega J, Sabater L. Impact of postoperative complications on survival and recurrence after resection of colorectal liver metastases: systematic review and meta-analysis. *Annals of Surgery*. 2019 Dec; 270(6): 1018-1027. doi: 10.1097/SLA.0000000000003254. IF: 9.476
4. Tarazona N, Gimeno-Valiente F, Gambardella V, Zuñiga S, Rentero-Garrido P, Huerta M, Roselló S, Martínez-Ciarpaglini C, Carbonell-Asins JA, Carrasco F, Ferrer-Martínez A, Bruixola G, Fleitas T, Martín J, Tébar-Martínez R, Moro D, Castillo J, Espí A, Roda D, Cervantes A. Targeted next-generation sequencing of circulating-tumor DNA for tracking minimal residual disease in localized colon cancer. *Annals of Oncology*. 2019 Nov 1; 30(11): 1804-1812. doi: 10.1093/annonc/mdz390. IF: 14.196
5. Pérez S, Finamor I, Martí-Andrés P, Pereda J, Campos A, Domingues R, Haj F, Sabater L, de-Madaria E, Sastre J. Role of obesity in the release of extracellular nucleosomes in acute pancreatitis: a clinical and experimental study. *International Journal of Obesity*. 2019 Jan; 43(1): 158-168. doi: 10.1038/s41366-018-0073-6. IF: 4.514

RESEARCH PROJECTS AND GRANTS FOR RESEARCH

Reference: PI15/00076

Title: *Duodenopancreatectomía cefálica en tumores de páncreas y periampulares: abordaje inicial de la arteria mesentérica superior versus abordaje clásico. Estudio prospectivo, aleatorizado y multicéntrico*

Principal Investigator: Luis Sabater Ortí

Funding Body: *Instituto de Salud Carlos III*

Beneficiary Institution: *Fundación Investigación Hospital Clínico Universitario de Valencia*

Duration: 2016-2019

Total budget: €56.265

Reference: P116/01465

Title: *Impacto de la diseminación de las CTCs durante la duodenopancreatectomía cefálica en la aparición de metástasis y supervivencia en pacientes con tumores de páncreas y periampulares*

Principal Investigator: Javier Padillo (Elena Muñoz and Marina Garcés as collaborating researchers)

Funding Body: *Instituto de Salud Carlos III*

Beneficiary Institution: *Fundación Investigación Hospital Clínico Universitario de Valencia y Hospital Virgen del Rocío de Sevilla*

Duration: 2017-2019

Total budget: €80.465

Reference: AMD-CPA-2016-01

Title: *Estudio para el desarrollo y validación de una huella genética para el diagnóstico de cáncer de páncreas y lesiones precursoras*

Principal Investigator: Luis Sabater Ortí

Funding Body: AMADIX

Beneficiary Institution: *Fundación Investigación Hospital Clínico Universitario de Valencia*

Duration: 2017-2019

Title: *Utilidad de la biopsia líquida y organoides en el manejo y tratamiento de adenocarcinoma de páncreas: hacia una medicina de precisión*

Principal Investigator: Maider Ibarrola Villava (Luis Sabater and Marina Garcés as collaborating researchers)

Funding Body: *Fundación Mutua Madrileña*

Beneficiary institution: *Fundación Investigación Hospital Clínico Universitario de Valencia*

Duration: 2019-2022

Total budget: €100.000

4 scientific activity

Research Group on Personal Autonomy, Dependence and Severe Mental Disorders (TMAP) Consolidated group

Group members

Principal Investigators

Rafael Tabarés Seisdedos. University

Collaborating researchers

Gabriel Selva Vera. Hospital. University

Manuel Gómez Beneyto. University

Patricia Correa Ghisays. University

Inmaculada Fuentes Durá. University

Ferrán Catalá López. University

Vicente Balanzá Martínez. University

Constanza San Martín Valenzuela. University

Jaume Forés Martos. INCLIVA

Diego Macías Saint-Geroms. INCLIVA

Salvador Martínez Pérez. Hospital. University

Mikel Munarriz Ferrandis. University

Jose Salazar Fraile. INCLIVA

Technicians

Víctor Mestre Salvador. University

Researchers by categories



Networks

cibersam

Strategic aims

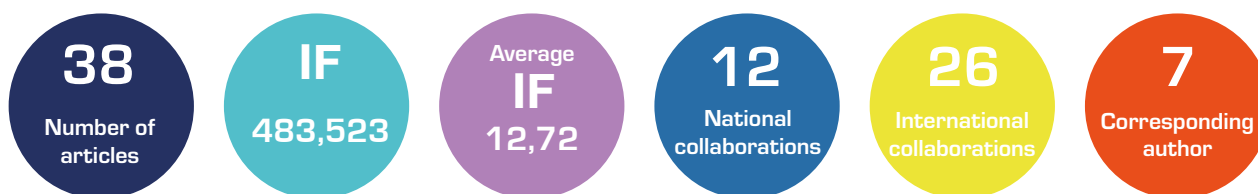
- Project on “Comorbidity between Cancer and Central Nervous System Disorders”, which aims to synthesize epidemiological evidence and assess the validity of associations between central nervous system disorders and the risk of developing or dying from cancer. It is a collaborative meta-analysis in 5 countries (Spain, Canada, Australia, United Kingdom and the United States) coordinated by the University of Valencia/CIBERSAM
- “The Global Burden of Disease Study” is the largest international collaborative project on the epidemiology of diseases, injuries and risk factors at the global, national and regional levels
- Projects in advanced methods of systematic reviews and meta-analyses, including the publication in PLoS One interested in the identification of endophenocognotypes, as well as biomarkers of neuroprogression and clinical staging in bipolar and psychotic disorders
- Various papers and editorials have been published on methodological quality, biases and conflicts of interest in mental health research, public health and health economics

Main lines of research

- Study of neurocognitive endophenotypes in schizophrenia and bipolar disorder
- Study of pharmacological strategies for improving cognitive function in bipolar disorder

- Epidemiology and disability associated with TMG
- Identification of biomarkers in TMG
- Study of the direct and reverse comorbidity in TMG in relation to cancer and diabetes
- Development and efficacy study of psychoeducation and neurocognitive therapy and functional rehabilitation for people with SMI
- Establishment of a clinical staging system (ClinicalStaging) applied to bipolar disorder by the combination of biomarkers, neurocognitive and functional performance
- Global Burden of Disease studies
- Systematic revisions and web meta-analysis
- Nutritional Psychiatry
- Stigma in Sanitary Professionals (#VALMSE project)

PUBLICATIONS



SELECTED PUBLICATIONS

1. Global Burden of Disease Health Financing Collaborator Network. Past, present, and future of global health financing: a review of development assistance, government, out-of-pocket, and other private spending on health for 195 countries, 1995-2050. *Lancet*. 2019; 393(10187): 2233-2260. doi: 10.1016/S0140-6736(19)30841-4. IF: 59.102
2. The global burden of childhood and adolescent cancer in 2017: an analysis of the Global Burden of Disease Study 2017. GBD 2017 Childhood Cancer Collaborators. *Lancet Oncology*. 2019; 20(9): 1211-1225. doi: 10.1016/S1470-2045(19)30339-0. IF: 35.386
3. Global Burden of Disease Cancer Collaboration. Global, Regional, and National Cancer Incidence, Mortality, Years of Life Lost, Years Lived With Disability, and Disability-Adjusted Life-Years for 29 Cancer Groups, 1990 to 2017: A Systematic Analysis for the Global Burden of Disease Study. *JAMA Oncology*. doi: 10.1001/jamaoncol.2019.2996. IF: 22.416
4. Burstein R, Henry NJ, [...], and Hay SI. Mapping 123 million neonatal, infant and child deaths between 2000 and 2017; 2019; 574(7778): 353358. doi: 10.1038/s41586-019-1545-0. IF: 4.307
5. Botella-López A, Garcia-Lopez R, Pombero A, Martinez S. Radial glia fibers translate Fgf8 morphogenetic signals

to generate a thalamic nuclear complex protomap in the mantle layer. *Brain Structure and Function*. 2019 Mar; 224(2): 661-679. doi: 10.1007/s00429-018-1794-y. IF: 3.622

RESEARCH PROJECTS AND GRANTS FOR RESEARCH

Reference: PI17/00719

Title: *Identificación de biomarcadores epigenéticos periféricos asociados con el déficit neurocognitivo en personas con trastorno bipolar, depresión, esquizofrenia y diabetes tipo 2*

Principal Investigator: Rafael Tabarés Seisdedos

Funding Body: *Instituto de Salud Carlos III*

Beneficiary institution: *Fundación Investigación Hospital Clínico Universitario de Valencia*

Duration: 2018-2020

Total budget: €105.270

Reference: CB07/09/0021

Title: *CIBER de Enfermedades Mentales (CIBERSAM)*

Principal Investigator: Rafael Tabarés Seisdedos

Funding Body: *Centro de Investigación Biomédica en Red (CIBER) – Instituto de Salud Carlos III*

Beneficiary institution: CIBERSAM

Duration: 2015-present

4 scientific activity

Reference: Programme Erasmus+ KA2 -Cooperation for innovation and the Exchange of Good Practices KA203 - Strategic Partnerships for higher education

Title: Development of innovative training solutions in the field of functional evaluation aimed at updating of the curricula of health sciences schools- TEACH project (2018-2020)

Principal Investigator: Rafael Tabarés Seisdedos

Funding Body: *Universidad de Valencia*

Beneficiary Institution: *Universidad de Valencia*

Duration: 2018-2020

THESIS

Thesis title: *Funcionamiento neurocognitivo y psicosocial de pacientes con trastorno bipolar en una unidad de salud mental*

Doctoral candidate: Sonia del Lluch Vidal Rubio

Director(s): Vicent Balanza Martínez, José Enrique Romeu Climent

Date of the defense: 19/06/2019

Grade: *Sobresaliente "cum laude"*

Research Group on Cellular and Organic Physiopathology of Oxidative Stress Consolidated group

Group members

Principal Investigators

Federico V. Pallardó Calatayud. University

Collaborating researchers

Amparo Gimeno Monrós. University

Carlos Romá Mateo. University

Pilar González Cabo. CIBERer

José Manuel Torres Ibáñez. University

Pablo Calap Quintana. CIBERer

José Santiago Ibáñez Cabellos. University. CIBERer

Marta Seco Cervera. CIBERer

Silvia Castillo Corullón. Hospital

PhD researchers

Jesús Beltrán García. INCLIVA

Laura Rodríguez Robles. University

Rebeca Osca Verdegal. INCLIVA

Tamara Lapeña Luzón. CIBERer

Concepción Garcés Díaz. University

Selene Valero Moreno. University

Daniel Pellicer Roig. INCLIVA

Lucía Bañuls Soto. INCLIVA

María Magallón Serrano. INCLIVA

Emerging researchers

José Luis García Giménez. CIBERer

Francisco Dasí Fernández. INCLIVA

Technician

M^a Mercedes Navarro García

Researchers by categories



Researchers financed by competitive public calls or networks



Networks



Strategic aims

- Among the scientific activity of the research group, remarkable achievements are the extension to PCT phase of the European patent "Mass spectrometry-based methods for the detection of circulating histones H3 and H2B in plasma from sepsis or septic shock (ss) patients" (PCT/EP2017/078362). Related to this patent, the technology was selected to participate in the mentorship program from FIPSE and MIT Idea2 global
- In reference to acquisition of budget and resources, funding from the following programs and grants has been obtained: VLC-Bioclinic 2017 (2 projects), Plan Nacional I+D+i del Mineco (1 project, 2016-2019), AES 2016 (2 projects, 2017-2019), Fundación Ramón Areces (1 project, 2017-2019), AES 2017 (1 project, 2018-2019)
- Regarding teaching and outreach activities, the group has maintained the teaching of the subject "Enfermedades raras", from the Grade on Medicine's study plan at the University of Valencia and in the master course in Biomedical Research; and also in the "Máster de enfermedades raras", directed by Dr. Pallardó, at the same University. Besides,

4 scientific activity

it was organized, in collaboration with the Escuela Valenciana de Estudios de la Salud and the CIBERER, the 2nd edition of the on-line course "Introducción a las EE.RR: investigación y atención clínica" addressed to residents of medical specialities from the Valencian public health system

- Within the framework of the Alliance for translational research in rare diseases of the Comunitat Valenciana, Dr. Pallardó has coordinated the joint application for FEDER funding for acquisition of research infrastructure. As result of that, our group have coordinated de acquisition of equipments for more than 500.000 € for the research on epigenetics and personalized medicine in rare diseases

Main lines of research

- Pathophysiology of Friedreich's ataxia and other neuromuscular diseases
- Study of oxidative stress and mechanisms of DNA repair in different progeroid syndromes and genodermatosis
- Epigenetic regulation in the pathophysiology of rare diseases
- Pathophysiology of rare respiratory diseases: Alpha-1 Antitrypsin Deficiency; Primary Ciliary Dyskinesia
- Development of new therapeutic strategies based on gene therapy for treatment of rare respiratory diseases

Emerging Researcher

José Luis García Giménez

We aim to understand the role of epigenetics in the phenotypic variability of rare diseases (eg, Friedreich's ataxia, dyskeratosis congenita and adolescent idiopathic scoliosis). Furthermore, we collaborate with clinicians of Intensive Care Unit to study the role of circulating histones in the physiopathology of sepsis and septic shock. Our challenge is to identify epigenetic biomarkers (DNA methylation, microRNAs, and post-translational modifications of histones) to design new potential tools for diagnostic and prognostic and improve precision medicine.

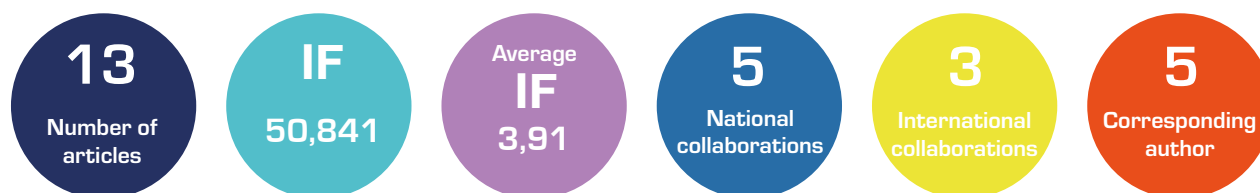
Emerging Researcher

Francisco Dasi Hernández

Dr. Dasi's group is currently conducting active basic research on two rare respiratory diseases; Alpha-1 Antitrypsin Deficiency (AATD) and primary ciliary dyskinesia (PCD). The specific lines of action of the group are:

1. To characterize the molecular mechanisms (especially those aspects related to REDOX regulation) involved in the development of disease in AATD and PCD
2. To evaluate the diagnostic and/or prognostic value of circulating nucleic acids in plasma/serum
3. Development of cellular models from cells of patients with rare respiratory diseases
4. To develop new therapeutic strategies based on gene therapy for treatment of AATD and PCD
5. To generate social awareness of rare respiratory diseases, through the scientific dissemination of biomedical advances and social and health policies aimed at improving the quality of life of patients

PUBLICATIONS



SELECTED PUBLICATIONS

- Weinmayr G, Jaensch A, Ruelius AK, Forastiere F, Strachan DP; ISAAC Phase Two Study Group. Can environment or allergy explain international variation in prevalence of wheeze in childhood?. *European Journal of Epidemiology*. 2019 May; 34(5): 509-520. doi: 10.1007/s10654-018-0463-z. IF: 6.529
- Mollá B, Muñoz-Lasso DC, Calap P, Fernandez-Vilata A, de la Iglesia-Vaya M, Pallardó FV, Moltó MD, Palau F, Gonzalez-Cabo P. Phosphodiesterase inhibitors revert axonal dystrophy in friedreich's ataxia mouse model. *Neurotherapeutics*. 2019 Apr; 16(2): 432-449. doi: 10.1007/s13311-018-00706-z. IF: 5.552
- Baquero JM, Benítez-Buelga C, Fernández V, Urioste M, García-Giménez JL, Perona R; CIMBA Consortium, Benítez J, Osorio A. A common SNP in the UNG gene decreases ovarian cancer risk in BRCA2 mutation carriers. *Molecular Oncology*. 2019 May; 13(5):1110-1120. doi: 10.1002/1878-0261.12470. IF: 5.962
- Magallón M, Navarro-García MM, Dasí F. Oxidative Stress in COPD. *Journal of Clinical Medicine*. 2019 Nov 13; 8(11): 1953. doi: 10.3390/jcm8111953. IF: 5.688
- Moreno M, Castillo-Corullón S, Pérez-Ruiz E, Luna MC, Antón-Pacheco JL, Mondejar-Lopez P, De-la-Serna O, Villa JR, Osona B, Torres-Borrego J, Santiago-Burruchaga M, Asensio O, Andres-Martin A, Delgado-Pecellin I, González Y, Palmero A, Escribano A. Spanish multicentre study on morbidity and pathogenicity of tracheal bronchus in children. *Pediatric Pulmonology*. 2019 Oct; 54(10): 1610-1616. doi: 10.1002/ppul.24435. IF: 2.801

RESEARCH PROJECTS AND GRANTS FOR RESEARCH

Reference: COST Action BM1407

Title: Translational Research in primary ciliary dyskinesia – bench, bedside, and population perspectives (BEAT-PCD)

Principal Investigator: Jane Lucas, Antonio Moreno and Miguel Armengot (Amparo Escribano y Francisco Dasí as collaborating researchers)

Funding Body: European Commission

Beneficiary institution: *Fundación Investigación Hospital Clínico Universitario de Valencia*

Duration: 2016-2019

Reference: COST Action CA16125

Title: European network for translational research in children's and adult interstitial lung disease

Principal Investigator: Antonio Moreno (Amparo Escribano and Francisco Dasí as collaborating researchers)

Funding Body: European Commission

Beneficiary institution: University of Southampton (UK)

Duration: 2016-2019

Title: Communication role on perception and beliefs of EU citizens about science

Principal Investigator: Carolina Moreno Castro (Francisco Dasí as collaborating researcher)

Funding Body: European Commission

Beneficiary institution: *Universidad de Valencia*

Duration: 2018-2020

Total budget: €1.198.337

Reference: DTS17/00132

Title: *Kit multiplex para la detección simultánea de biomarcadores de diagnóstico y pronóstico de sepsis y shock séptico por espectrometría de masas*

Principal Investigator: Federico Pallardó Calatayud

Funding Body: *Instituto de Salud Carlos III*

Beneficiary Institution: *Fundación Investigación Hospital Clínico Universitario de Valencia*

Duration: 2018-2019

Total budget: €78.210

Reference: PI17/01250

Title: *Estudio del efecto de la hipoxia en la degranulación, producción de citoquinas y perfil oxidativo de neutrófilos de pacientes con déficit de alfa-1 antitripsina*

Principal Investigator: Francisco Dasí Fernández

Funding Body: *Instituto de Salud Carlos III*

Beneficiary Institution: *Fundación Investigación Hospital Clínico Universitario de Valencia*

Duration: 2018-2020

Total budget: €99.220

Reference: PI16/01031

Title: *Respuestas epigenéticas a cambios en el entorno redox nuclear. Posibles dianas terapéuticas en enfermedades raras*

Principal Investigator: Federico Pallardó Calatayud

Funding Body: *Instituto de Salud Carlos III*

Funding Body: *Centro de Investigación Biomédica en Red (CIBER) – Instituto de Salud Carlos III*

Duration: 2017-2019

Total budget: €105.875

Reference: PI16/01036

Title: *Epigenética e inmunosupresión. Uso de las histonas circulantes y sus modificaciones posttraduccionales como biomarcadores de diagnóstico y pronóstico en sepsis y shock séptico*

4 scientific activity

Principal Investigator: José Luis García Giménez
Funding Body: Instituto de Salud Carlos III
Beneficiary Institution: Fundación Investigación Hospital Clínico Universitario de Valencia
Duration: 2017-2019
Total budget: €87.725

Reference: CB06/07/0073
Title: CIBER de Enfermedades Raras (CIBERer)
Principal Investigator: Federico Vicente Pallardó Calatayud
Funding Body: Centro de Investigación Biomédica en Red (CIBER) – Instituto de Salud Carlos III
Beneficiary institution: Universidad de Valencia
Duration: 2007-present

Reference: SAF2015-66625-R
Title: El paisaje de la biología axonal y las membranas asociadas a mitocondria en las enfermedades neurogenéticas
Principal Investigator: Pilar González Cabo
Funding body: Ministerio de Economía y Competitividad
Beneficiary institution: CIBER de Enfermedades Raras (CIBERer), Fundació Sant Joan de Déu
Duration: 2016-2019
Total budget: €411.400

Reference: BFU2015-68366-R
Title: Papel de la señalización por MAP quinasas y la dinámica mitocondria en reprogramación y transdiferenciación celular
Principal Investigator: José Manuel Torres Ibáñez
Funding Body: Ministerio de Economía y Competitividad
Beneficiary Institution: Universidad de Valencia
Duration: 2016-2018
Total budget: €110.000

Reference: PROMETEO 2018/135
Title: From genes to therapy in neurodegenerative and neuromuscular disorders
Principal Investigator: Federico Vicente Pallardó Calatayud
Funding Body: Conselleria de Educación, Investigación, Cultura y Deporte
Beneficiary Institution: Universidad de Valencia
Duration: 2018-2021
Total Budget 2019: €78.773,84

Title: Inhibidores de fosfodiesterasas como tratamiento para la Ataxia de Friedreich
Principal Investigator: Pilar González Cabo
Funding Body: Fundación Ramón Areces
Beneficiary Institution: CIBER de Enfermedades Raras (CIBERer)
Duration: 2017-2020
Total budget: €119.700

Title: Edición génica del gen SERPINA1 mediante el uso de CRISPR/Cas9 en monocitos de pacientes con déficit de alfa-1 antitripsina

Principal Investigator: Francisco Dasí Fernández
Funding Body: Sociedad Española de Neumología y Cirugía Torácica (SEPAR)
Beneficiary institution: Fundación Investigación Hospital Clínico Universitario de Valencia
Duration: 2017-2019
Total budget: €12.000

Title: Estudio del perfil de miRNAs circulantes en pacientes con déficit de alfa-1 antitripsina (DAAT). Implicaciones diagnósticas, pronósticas y terapéuticas

Principal Investigator: Amparo Escribano (Francisco Dasí as collaborating researcher)
Funding body: Asociación Española de Pediatría
Beneficiary institution: Fundación Investigación Hospital Clínico Universitario de Valencia
Duration: 2014-2020
Total budget: €30.000

Title: Estudio del efecto de la hipoxia en la degranulación, producción de citoquinas y perfil oxidativo de neutrófilos de pacientes con déficit de alfa-1 antitripsina

Principal Investigator: Amparo Escribano (Francisco Dasí as collaborating researcher)
Funding body: Sociedad Valenciana de Neumología
Beneficiary institution: Fundación Investigación Hospital Clínico Universitario de Valencia
Duration: 2016-2019
Total budget: €12.000

Title: Diseño y desarrollo de un método basado en CRISPR/Cas9 para la reparación del gen de la alfa-1 antitripsina

Principal Investigator: Amparo Escribano (Francisco Dasí as collaborating researcher)
Funding body: Sociedad Valenciana de Neumología
Beneficiary institution: Fundación Investigación Hospital Clínico Universitario de Valencia
Duration: 2016-2019
Total budget: €12.000

Title: Circulating miRNAs as potential prognostic biomarkers in alpha-1 antitrypsin deficiency. A Functional approach

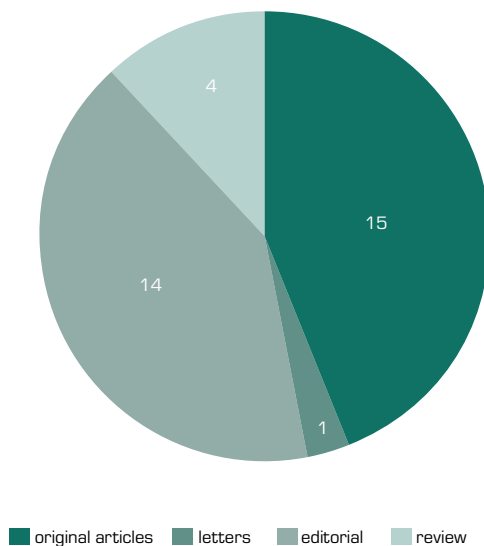
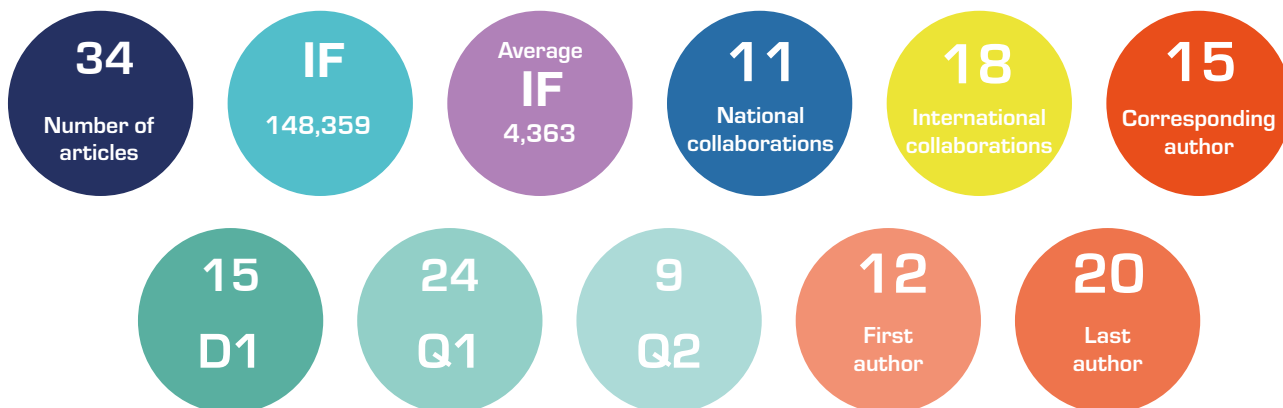
Principal Investigator: Silvia Castillo (Francisco Dasí as collaborating researcher)
Funding body: Grifols S.A.
Beneficiary institution: Fundación Investigación Hospital Clínico Universitario de Valencia
Duration: 2019-2020
Total budget: €50.000

4.3.4 Reproductive medicine area

Groups

Research Group on Women Health

Research Group on Stem Cells Applied to Reproduction, Embryo Viability and Endometrial Receptivity



4 scientific activity

Research Group on Women Health Consolidated group

Group members

Principal Investigators

Antonio Cano Sánchez. University

Collaborating researchers

Juan José Tarín Folgado. University

Ana Martínez Aspas. Hospital

Juan José Hidalgo Mora. Hospital

Gemma Arribas Ferriol. Hospital

Emerging researcher

Raúl Gómez Gallego. INCLIVA

Researchers by categories



Researchers financed by competitive public calls or networks



Strategic aims

We have positioned our group in the field of healthy ageing, with special interest to frailty, where we have collaborated in the support of INCLIVA in the project ADVANTAGE. We have collaborated to position the reference site of the Valencia Region within EIPAHA, the partnership of the European Commission. Moreover, we have participated in the application to different European projects with groups from different European countries, including an application to the Maire Curie grants.

Main lines of research

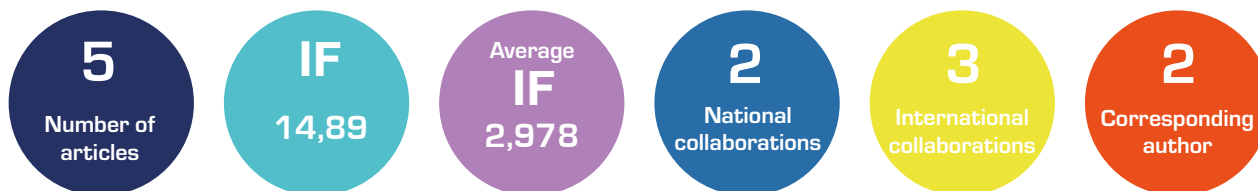
- In healthy ageing in the female we are continuing our interest on osteoporosis but also have added frailty and functional decline. The group is consolidating the CARMEN cohort (see the EIPAHA commitment tracker, https://ec.europa.eu/eip/ageing/commitments-tracker/a3/integrated-care-and-ict-reduce-frailty-and-chronic-diseases-ageing-women_en)
- With regard to endometriosis:
 - To analyze the role of microRNA and vascularization regulators and pain mechanisms. Role of the TNF cytokine family
 - To analyze the initial atherogenesis and selective estrogen receptor modulators

Emerging Researcher

Raúl Gómez Gallego

The lines of research have focused on the dissection of how the deregulation of the angiogenic component is related to the onset and maintenance of gynecological disorders such as endometriosis, ovarian hyperstimulation syndrome, recurrent miscarriage or preeclampsia. We are also interested in developing tests for the early non-invasive diagnosis of endometriosis through combined analysis of multiple biomarkers simultaneously.

PUBLICATIONS



SELECTED PUBLICATIONS

1. Rees M, Lambrinouadaki I, Cano A, Simoncini T. Menopause: women should not suffer in silence. *Maturitas*. 2019 Jun; 124: 91-92. doi: 10.1016/j.maturitas.2019.01.014. IF: 3.654
2. Simoncini T, Cano A, Goulis DG, Lambrinouadaki I, Rees M, Stute P. On the use and abuse of register studies: The case of menopausal hormone therapy. *Maturitas*. 2019 May; 123: 91-92. doi: 10.1016/j.maturitas.2019.03.009. IF: 3.654
3. Mishra GD, Chung HF, Cano A, Chedraui P, Goulis DG, Lopes P, Mueck A, Rees M, Senturk LM, Simoncini T, Stevenson JC, Stute P, Tuomikoski P, Lambrinouadaki I. EMAS position statement: predictors of premature and early natural menopause. *Maturitas*. 2019 May; 123: 82-88. doi: 10.1016/j.maturitas.2019.03.008. IF: 3.654
4. Tarín JJ, Pascual E, García-Pérez MÁ, Gómez R, Cano A. Women's morbid conditions are associated with decreased odds of live birth in the first IVF/ICSI treatment: a retrospective single-center study. *Journal of Assisted Reproduction and Genetics*. 2019 Apr; 36(4): 697-708. doi: 10.1007/s10815-019-01401-4. IF: 2.82
5. Martínez J, Bisbal V, Marin N, Cano A, Gómez R. Noninvasive monitoring of lesion size in a heterologous mouse model of endometriosis. *JOVE-Journal of Visualized Experiments*. 2019 Feb 26; [144]. doi: 10.3791/58358. IF: 1.108

Reference: PI17/02329

Title: *Papel de los agonistas dopaminérgicos en el dolor e infertilidad asociados a endometriosis en modelos animales de nueva generación*

Principal Investigator: Raúl Gómez Gallego

Funding body: *Instituto de Salud Carlos III*

Beneficiary institution: *Fundación Investigación Hospital Clínico Universitario de Valencia*

Duration: 2018-2020

Total budget: €111.320

THESIS

Thesis title: *Evaluación estandarizada del potencial antiangiogénico del agonista dopaminérgico en el tratamiento de la endometriosis*

Doctoral candidate: Taqua Blanca Ruiz

Director(s): Antonio Cano Sánchez, Raúl Gómez Gallego

Date of the defense: 17/01/2019

Grade: *Sobresaliente "cum laude"*

Thesis title: *Lipidograma y metabolismo óseo, estudio clínico y analítico en la cohorte "Carmen"*

Doctoral candidate: Miguel Ángel García Pérez, Antonio Cano Sánchez

Director(s): Irene Zolfaroli

Date of the defense: 27/02/2019

Grade: *Sobresaliente "cum laude"*

RESEARCH PROJECTS AND GRANTS FOR RESEARCH

Reference: 777500-IMI-PainCare

Title: Improving the care of patients suffering from acute or chronic pain

Principal Investigator: Raúl Gómez Gallego

Funding body: European Commission

Beneficiary institution: *Fundación Investigación Hospital Clínico Universitario de Valencia*

Duration: 2018-2022

Total budget: €257.066,25

4 scientific activity

Research Group on Stem Cells Applied to Reproduction, Embryo Viability and Endometrial Receptivity Consolidated group

Group members

Principal Investigators

Carlos Simón Vallés. University

Collaborating researchers

Tamara Garrido Gómez. IGENOMIX Foundation

Diana Valbuena Perilla. IGENOMIX Foundation

David Blesa Jarque. IGENOMIX Foundation

Carmen García Pascual. IGENOMIX Foundation

Inmaculada Moreno Gimeno. IGENOMIX Foundation

M^a Paz Moreno Murciano. IGENOMIX Foundation

Carmen Rubio Lluesa. IGENOMIX Foundation

Nandakumar Venkatesan. University

Emerging researchers

Felip Vilella Mitjana. INCLIVA

PhD researchers

Nuria Balaguer Cuenca. University

Iolanda García Grau. University

Irene Corachán García. University

David Bolumar Recuero. University

Claudia Abellán Orihuela. INCLIVA

Alba Machado López. IGENOMIX Foundation

Nerea Castillo Marco. IGENOMIX Foundation

Technicians

Roberto Alonso Valero. IGENOMIX Foundation

Marta González Monfort. IGENOMIX Foundation

Patricia Escorcia. IGENOMIX Foundation

Researchers by categories



Researchers financed by competitive public calls or networks



Strategic aims

- Our activity predominantly involves research in the field of Reproductive Medicine, with a particular focus on the fields of regenerative medicine concerning the endometrium and genomic studies on embryonic viability and endometrial receptivity, as well as other factors that cause infertility
- One of our aims is to advance in the understanding of the mechanisms that regulate maternal-fetal communication and that may be involved in the implantation and subsequent development of adult diseases such as obesity and type II diabetes
- Creation of an in vitro model to obtain germ cells through direct reprogramming of human somatic cells, to provide the ultimate solution for the treatment of infertility

Main lines of research

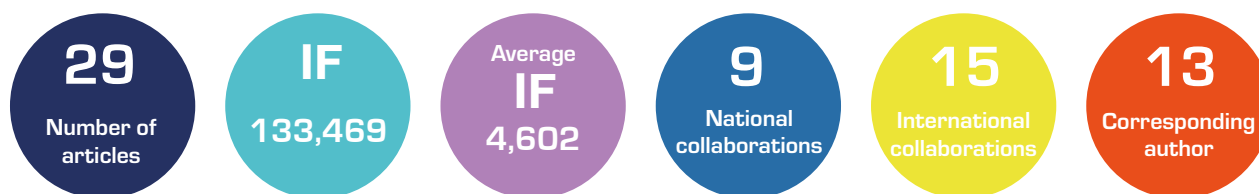
- Adult stem cells in the human endometrium: We have identified the existence of human endometrial stem cells, and we have demonstrated the therapeutic potential of autologous bone marrow CD133+ stem cells in the treatment of non-curable endometrial pathologies such as Asherman's syndrome or endometrial atrophy
- The embryo viability: Nowadays the selection of embryo is based solely on morphological parameters, which doesn't guarantee its genetic viability. We aim to develop a non-invasive approach based on molecular techniques to identify euploid embryos
- Study of endometrial receptivity: we discovered the transcriptomic signatura of human endometrial receptivity. Now, we are focus on a new minimally invasive procedure using single-cell analysis.
- The endometrial microbiome in human reproduction: Our research group has described the existence of the endometrial microbiome and its clinical implications on the reproductive outcome. We investigate the impact of uterine microbiome dysbiosis and its clinical impact
- Artificial gametes: creation of artificial gametes by transdifferentiating human somatic cells
- The maternal implication in the origin of pre-eclampsia: Our research has provided evidence that endometrial decidualization resistance is implicated in the origin of this disease. This finding offers a new perspective based on the maternal contribution to gestation, aiming to develop a tool that will diagnose pre-eclampsia
- Molecular diagnosis of myometrial tumors: Our previous work has demonstrated the genomic differential characterization of myomas and leiomyosarcomas. We aim to shift the diagnostic and therapeutic focus of uterine leiomyomas and leiomyosarcomas through genomic characterization

Emerging Researcher

Felip Vilella Mitjana

The research line of Endometrial Receptivity is based on the study of endometrial secretions, specifically the endometrial fluid. We use secretomic and genomic approach so we can describe new molecules that can be correlated with the days of the menstrual cycle and may be involved in obtaining the window of implantation period, opening a new field of study for the analysis of the changes in the endometrium during the menstrual cycle and the cross-talk between the embryo and the endometrium.

PUBLICATIONS



4 scientific activity

SELECTED PUBLICATIONS

1. Balaguer N, Moreno I, Herrero M, González-Monfort M, Vilella F, Simón C. MicroRNA-30d deficiency during preconception affects endometrial receptivity by decreasing implantation rates and impairing fetal growth. *American Journal of Obstetrics and Gynecology*. 2019 Jul; 221(1): 46.e1-46.e16. doi: 10.1016/j.ajog.2019.02.047. IF: 6.12
Reference: PI18/00957
Title: *Función del ADN y ARN contenido en vesículas extracelulares secretadas por el endometrio humano sobre el embrión pre-implantatorio*
Principal Investigator: Felip Vilella Mitjana
Funding Body: *Instituto de Salud Carlos III*
Beneficiary Institution: *Fundación Investigación Hospital Clínico Universitario de Valencia*
Duration: 2019-2021
Total budget: €135.520
2. Mas A, Alonso R, Garrido-Gómez T, Escorcía P, Montero B, Jiménez-Almazán J, Martín J, Pellicer N, Monleón J, Simón C. The differential diagnoses of uterine leiomyomas and leiomyosarcomas using DNA and RNA sequencing. *American Journal of Obstetrics and Gynecology*. 2019 Oct; 221(4): 320.e1-320.e23. doi: 10.1016/j.ajog.2019.05.018. IF: 6.12
Reference: BFU 2015-72131-EXP
Title: *Criptocromos, la inexplicable presencia de sensores de luz en la oscuridad que conectan el embrión temprano con el cosmos*
Principal Investigator: Carlos Simón Vallés
Funding Body: *Ministerio de Economía, Industria y Competitividad*
Beneficiary Institution: *Fundación Investigación Hospital Clínico Universitario de Valencia*
Duration: 2016-2019
Total budget: €60.000
3. Rubio C, Rienzi L, Navarro-Sánchez L, Cimadomo D, García-Pascual CM, Albricci L, Soscia D, Valbuena D, Capalbo A, Ubaldi F, Simón C. Embryonic cell-free DNA versus trophoctoderm biopsy for aneuploidy testing: concordance rate and clinical implications. *Fertility and Sterility*. 2019 Sep; 112(3): 510-519. doi: 10.1016/j.fertnstert.2019.04.038. IF: 5.411
Reference: PROMETEO/2018/161
Title: *Medicina regenerativa del útero humano: desde la terapia celular a la creación del órgano mediante bioingeniería*
Principal Investigator: Carlos Simón Vallés
Funding Body: *Conselleria de Educación, Cultura y Deporte*
Beneficiary institution: *Universidad de Valencia*
Duration: 2018-2021
Total budget: €297.066,67
4. Somigliana E, Busnelli A, Paffoni A, Vigano P, Riccaboni A, Rubio C, Capalbo A. Cost-effectiveness of preimplantation genetic testing for aneuploidies. *Fertility and Sterility*. 2019 Jun; 111(6): 1169-1176. doi: 10.1016/j.fertnstert.2019.01.025. IF: 5.411
Reference: FDGENT/2019/010
Title: *Diagnóstico molecular de los miomas uterinos mediante secuenciación masiva*
Principal Investigator: Aymara Mas Perucho
Funding Body: *Conselleria de Innovación, Universidades y Ciencia*
Beneficiary institution: *Fundación Igenomix*
Duration: 2019-2023
Total budget: €71.100
5. Cicinelli E, Vitagliano A, Kumar A, Lasmar RB, Bettocchi S, Haimovich S; International Working Group for Standardization of Chronic Endometritis Diagnosis. Unified diagnostic criteria for chronic endometritis at fluid hysteroscopy: proposal and reliability evaluation through an international randomized-controlled observer study. *Fertility and Sterility*. 2019 Jul; 112(1): 162-173.e2. doi: 10.1016/j.fertnstert.2019.03.004. IF: 5.411
Reference: FDGENT/2019/008
Title: *Estudio molecular sobre la etiología de la preeclampsia y nuevas estrategias para su detección precoz*
Principal Investigator: Tamara Garrido Gómez
Funding Body: *Conselleria de Innovación, Universidades y Ciencia*
Beneficiary institution: *Fundación Igenomix*
Duration: 2019-2023
Total budget: €71.100

RESEARCH PROJECTS AND GRANTS FOR RESEARCH

Reference: RTI2018-094946-B-I00
Title: *Contribución maternal en la patogénesis de enfermedades gestacionales tardías como la preeclampsia*
Principal Investigator: Carlos Simón Vallés
Funding Body: *Ministerio de Ciencia, Innovación y Universidades*
Beneficiary Institution: *Fundación Investigación Hospital Clínico Universitario de Valencia*
Duration: 2019-2022
Total budget: €254.100

Reference: RTI2018-094946-B-I00
Title: *Contribución maternal en la patogénesis de enfermedades gestacionales tardías como la preeclampsia*
Principal Investigator: Carlos Simón Vallés
Funding Body: *Ministerio de Ciencia, Innovación y Universidades*
Beneficiary Institution: *Fundación Investigación Hospital Clínico Universitario de Valencia*
Duration: 2019-2022
Total budget: €254.100

Reference: ACIF/2018/280

Title: *Desarrollo de un método de diagnóstico prenatal no invasivo de enfermedades monogénicas mediante NGS*

Principal Investigator: Carmen Rubio Lluesa

Funding Body: *Conselleria de Educación, Cultura y Deporte*

Beneficiary institution: *Fundación Investigación Hospital Clínico Universitario de Valencia*

Duration: 2016-2019

Total budget: €66.572,40

Reference: ACIF/2016/024

Title: *Estudio de los miRNAs secretados al líquido endometrial y su papel en la regulación del embrión en los primeros estadios de desarrollo*

Principal Investigator: Felipe Vilella Mitjana

Funding Body: *Conselleria de Educación, Cultura y Deporte*

Beneficiary institution: *Fundación Investigación Hospital Clínico Universitario de Valencia*

Duration: 2016-2019

Total budget: €66.578,40

THESIS

Thesis title: Maternal-fetal crosstalk. Elucitaing the role of mir30d in endometrial receptivity and pregnancy outcome

Doctoral candidate: Nuria Balaguer Cuenca

Director(s): Felip Vilella Mitjana, Carlos Simón Vallés

Date of the defense: 14/01/2019

Grade: *Sobresaliente "cum laude"*

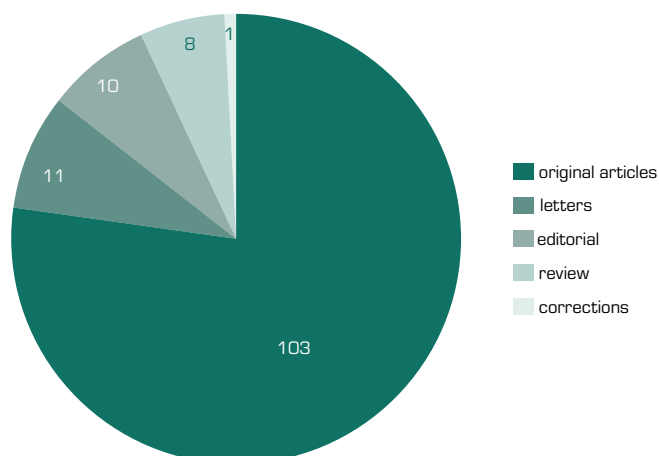
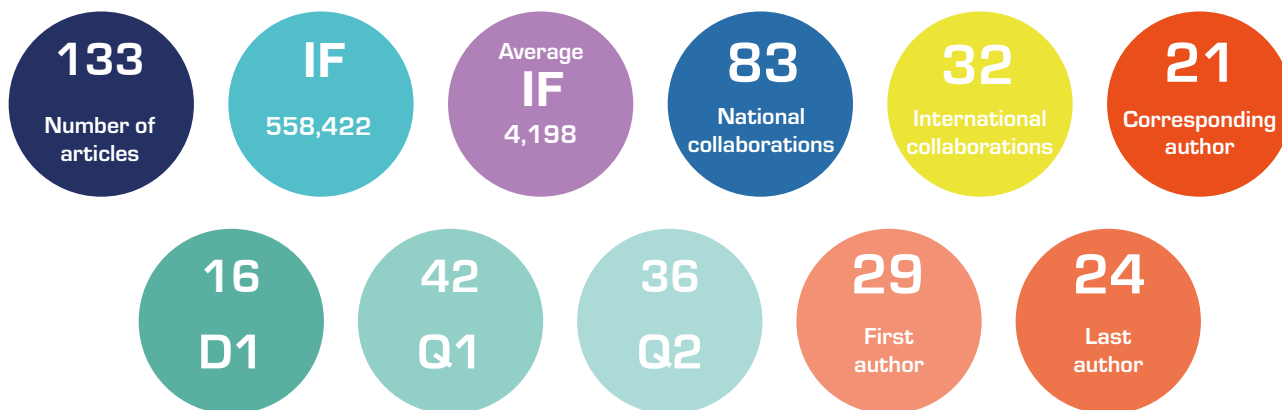
Quality recognition/Award: European PhD

4 scientific activity

4.4 Hospital division research area

Groups

- Department of Anesthesiology
- Department of Biochemistry and Clinical Analysis
- Department of Cardiac Stimulation
- Department of Cardiology
- Department of Dermatology
- Department of Digestive Medicine
- Department of General Surgery
- Department of Intensive Medicine
- Department of Maxillofacial Surgery
- Department of Microbiology
- Department of Nephrology
- Department of Neurology
- Department of Neurosurgery
- Department of Nuclear Medicine
- Department of Ophthalmology
- Department of Otorhinolaryngology
- Department of Pathological Anatomy
- Department of Pediatrics
- Department of Pharmacy
- Department of Pneumology
- Department of Preventive Medicine
- Department of Psychiatry
- Department of Radiologic Diagnosis
- Department of Radiology
- Department of Radiotherapy
- Teaching and Dissemination of Knowledge Unit
- Department of Thoracic Surgery
- Department of Traumatology and Orthopedic Surgery
- Department of Urology



Department of Anesthesiology


Strategic aims

- The effects of advanced monitoring and drugs on hemodynamic management in patients undergoing surgery
- Open Lung Approach for the Acute Respiratory Distress Syndrome
- Study and development of methods of detection of infections
- Development of new strategies and drugs for pain treatment

Main lines of research

- Oxidative stress and protection of organs in ischemia-reperfusion surgery
- Ventilatory and pharmacological strategies to decrease organ damage in the lungs associated with mechanical ventilation in healthy and injured lungs
- Development of hemodynamic monitoring and its application in the field of patients undergoing surgery or admitted to critical care units
- Study and development of methods of detection of infections, especially fungal and virological, and how to prevent them
- Study and development of therapeutic drug monitoring (TDM) to describe antimicrobials pharmacokinetics (PK) and determination of minimum inhibitory concentration (MIC)
- Development of new strategies and drugs for pain treatment
- Development of new strategies and monitoring for Traumatic Brain Injury

PUBLICATIONS



SELECTED PUBLICATIONS

1. Edwards MR, Forbes G, MacDonald N, Berdunov V, Mihaylova B, Dias P, Thomson A, Grocott MP, Mythen MG, Gillies MA, Sander M, Phan TD, Evered L, Wijeyesundera DN, McCluskey SA, Aldecoa C, Ripollés-Melchor J, Hofer CK, Abukhudair H, Szczeklik W, Grigoras I, Hajjar LA, Kahan BC, Pearse RM; OPTIMISE II investigators. Optimisation of Perioperative Cardiovascular Management to Improve Surgical Outcome II (OPTIMISE II) trial: study protocol for a multicentre international trial of cardiac output-guided fluid therapy with low-dose inotrope infusion compared with usual care in patients undergoing major elective gastrointestinal surgery. *BMJ Open*. 2019 Jan 15; 9(1): e023455. doi: 10.1136/bmjopen-2018-023455. IF: 2.376
2. Ferrando C, Puig J, Serralta F, Carrizo J, Pozo N, Arocas B, Gutierrez A, Villar J, Belda FJ, Soro M. High-flow nasal cannula oxygenation reduces postoperative hypoxemia in morbidly obese patients: a randomized controlled trial. *Minerva Anestesiologica*. 2019 Oct; 85(10): 1062-1070. doi: 10.23736/S0375-9393.19.13364-0. IF: 2.84
3. Aguilar G, Ferriols R, Martínez-Castro S, Ezquer C, Pastor E, Carbonell JA, Alós M, Navarro D. Optimizing ceftolozane-tazobactam dosage in critically ill patients during continuous venovenous hemodiafiltration. *Critical Care*. 2019 Apr 26; 23(1): 145. doi: 10.1186/s13054-019-2434-5. IF: 6.959

4 scientific activity

- Ripollés-Melchor J, Ramírez-Rodríguez JM, Casans-Francés R, Aldecoa C, Abad-Motos A, Logroño-Egea M, García-Erce JA, Camps-Cervantes Á, Ferrando-Ortolá C, Suarez de la Rica A, Cuellar-Martínez A, Marmaña-Mezquita S, Abad-Gurumeta A, Calvo-Vecino JM; POWER Study Investigators Group for the Spanish Perioperative Audit and Research Network (REDGERM). Association between use of enhanced recovery after surgery protocol and postoperative complications in colorectal surgery: the Postoperative Outcomes Within Enhanced Recovery After Surgery Protocol (POWER) Study. *JAMA Surgery*. 2019 May 8. doi: 10.1001/jamasurg.2019.0995. IF: 10.668

Department of Biochemistry and Clinical Analysis

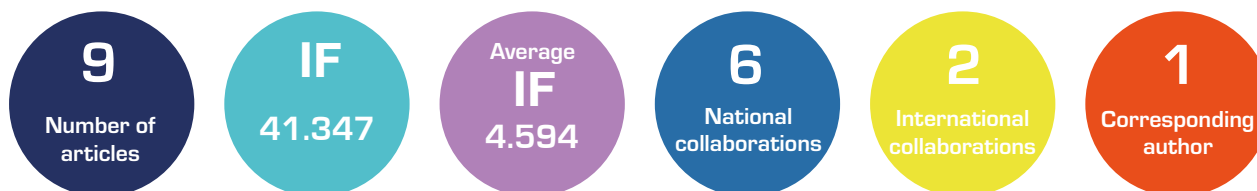
Strategic aims

- Development of strategies for adapting the demand of requests to the Laboratory after the implementation of the GesPet system of on-line communication of the Laboratory with the Primary Care doctors of the Clinical Department-Malvarrosa: the tool to help the efficient use of the laboratory

Main lines of research

- Group-specific: managing laboratory test requests and patient safety through electronic requests
- Laboratory Service staff research is carried out in collaboration with the following clinical research groups: Clinical Cardiology (ischemic heart disease and heart failure), Cardiometabolic Risk and Diabetes (lipid metabolism and insulin resistance) Clinical Hematology (Minimal Residual Disease), Infant Gastroenterology (Inflammatory Bowel Disease), Public Health and Digestive System (Stratification of the priority of colonoscopy using the SOH test in the Colorectal Cancer Screening Program)

PUBLICATIONS



SELECTED PUBLICATIONS

- García-Arellano A, Martínez-González MA, Ramallal R, Salas-Salvadó J, Hébert JR, Corella D, Shivappa N, Forga L, Schröder H, Muñoz-Bravo C, Estruch R, Fiol M, Lapetra J, Serra-Majem L, Ros E, Rekondo J, Toledo E, Razquin C, Ruiz-Canela M; SUN and PREDIMED Study Investigators. Dietary inflammatory index and all-cause mortality in large cohorts: The SUN and PREDIMED studies. *Clinical Nutrition*. 2019 Jun; 38(3):1221-1231. doi: 10.1016/j.clnu.2018.05.003. IF: 6.402
- Becerra-Tomás N, Mena-Sánchez G, Díaz-López A, Martínez-González MÁ, Babio N, Corella D, Freixer G, Romaguera D, Vioque J, Alonso-Gómez ÁM, Wärnberg J, Martínez JA, Serra-Majem L, Estruch R, Fernández-García JC, Lapetra J, Pintó X, Tur JA, López-Miranda J, Bueno-Cavanillas A,

Gaforio JJ, Matía-Martín P, Daimiel L, Martín-Sánchez V, Vidal J, Vázquez C, Ros E, Razquin C, Abellán Cano I, Sorlí JV, Torres L, Morey M, Navarrete-Muñoz EM, Tojal Sierra L, Crespo-Oliva E, Zulet MÁ, Sanchez-Villegas A, Casas R, Bernal-Lopez MR, Santos-Lozano JM, Corbella E, Del Mar Bibiloni M, Ruiz-Canela M, Fernández-Carrión R, Quifer M, Prieto RM, Fernandez-Brufal N, Salaverria Lete I, Cenoz JC, Llimona R, Salas-Salvadó J; PREDIMED-Plus Investigators. Cross-sectional association between non-soy legume consumption, serum uric acid and hyperuricemia: the PREDIMED-Plus study. *European Journal of Nutrition*. 2019 Aug 5. doi: 10.1007/s00394-019-02070-w. IF: 4.449

3. Martínez-González MA, Buil-Cosiales P, Corella D, Bulló M, Fitó M, Vioque J, Romaguera D, Martínez JA, Wärnberg J, López-Miranda J, Estruch R, Bueno-Cavanillas A, Arós F, Tur JA, Tinahones F, Serra-Majem L, Martín V, Lapetra J, Vázquez C, Pintó X, Vidal J, Daimiel L, Delgado-Rodríguez M, Matía P, Ros E, Fernández-Aranda F, Botella C, Portillo MP, Lamuela-Raventós RM, Marcos A, Sáez G, Gómez-Gracia E, Ruiz-Canela M, Toledo E, Alvarez-Alvarez I, Díez-Espino J, Sorlí JV, Basora J, Castañer O, Schröder H, Navarrete-Muñoz EM, Zulet MA, García-Rios A, Salas-Salvadó J; PREDIMED-Plus Study Investigators. Cohort Profile: Design and methods of the PREDIMED-Plus randomized trial. *International Journal of Epidemiology*. 2019 Apr 1; 48(2):387-388o. doi: 10.1093/ije/dyy225. IF: 7.339

4. Pintó X, Fanlo-Maresma M, Corbella E, Corbella X, Mitjavila MT, Moreno JJ, Casas R, Estruch R, Corella D, Bulló M, Ruiz-Canela M, Castañer O, Martínez JA, Ros E; PREDIMED Study Investigators. A Mediterranean diet rich in extra-virgin olive oil is associated with a reduced prevalence of nonalcoholic fatty liver disease in older individuals at high cardiovascular risk. *Journal of Nutrition*. 2019 Nov 1; 149(11): 1920-1929. doi: 10.1093/jn/nxz147. IF: 4.416

5. Sanchis J, García-Blas S, Ortega-Paz L, Dantas AP, Rodríguez E, Abellán L, Brugaletta S, Valero E, Miñana G, Garabito M, Corchón Á, Núñez J, Carratalá A, Sabaté M. Cell-free DNA and microvascular damage in ST-segment elevation myocardial infarction treated with primary percutaneous coronary intervention. *Revista Española de Cardiología*. 2019 Apr; 72(4): 317-323. doi: 10.1016/j.rec.2018.03.005. IF: 5.126

RESEARCH PROJECTS AND GRANTS FOR RESEARCH

Reference: PI17/00544

Title: *Identificación de variantes genéticas protectoras frente al desarrollo de diabetes tipo 2 en octogenarios*

Principal Investigator: Felipe Javier Chaves Martínez (M. Rosario Abellán as collaborating researcher)

Funding Body: *Instituto de Salud Carlos III*

Beneficiary Institution: *Fundación Investigación Hospital Clínico Universitario de Valencia*

Duration: 2018-2020

Total budget: €196.020

Reference: PI16/00393

Title: *De la genómica del cáncer a la inmuno-oncología. Búsqueda de biomarcadores de respuesta a la inmunoterapia anti PD1/PDL1 en cáncer mediante una aproximación de biología de sistemas*

Principal Investigator: Joan Climent Bataller (Ana Cuesta Peredo as collaborating researcher)

Funding Body: *Instituto de Salud Carlos III*

Beneficiary Institution: *Fundación Investigación Hospital Clínico Universitario de Valencia*

Duration: 2017-2019

Total budget: €98.615

4 scientific activity

Department of Cardiac Stimulation

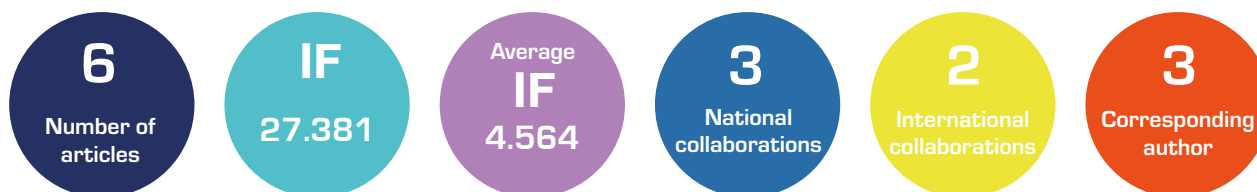
Strategic aims

- Our department has received the Excellence Credit in the Program “Atrial Fibrillation Ablation” from the Spanish Society of Cardiology
- The multicentre project “Left atrial geometry and outcome in atrial fibrillation ablation, LAGO-AF” has been concluded. First results have been published

Main lines of research

- Collaboration in the national prospective observational study on Cryoballoon ablation of atrial fibrillation (RECABA)
- Leading and Collaboration in the registry on sleep alterations in patients with pacemakers
- Leading a multicenter prospective study on ablation of typical atrial flutter without radioscopy and guided by electrogram amplitudes

PUBLICATIONS

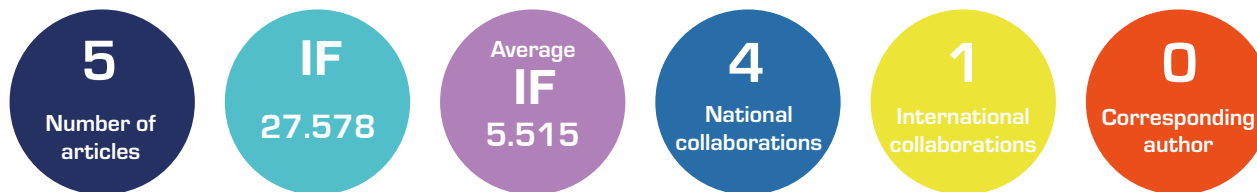


SELECTED PUBLICATIONS

1. Martínez-Brotóns A, Bondanza L, Ruiz-Granell R. Intermittent reconnection of a pulmonary vein causing multiple tachyarrhythmias: successful identification with ultra-high-density mapping. *Europace*. 2019 Aug 1; 21(3): iii5-iii6. doi: 10.1093/europace/euz178. IF: 6.100
2. Ruiz-Granell R, Ballesteros G, Andreu D, Erkiaga A, Ferrero-De-Loma-Osorio A, Ramos P, Martínez-Brotóns A, Vives-Rodríguez E, Izquierdo-de-Francisco M, García-Bolao I. Differences in scar lesion formation between radiofrequency and cryoballoon in atrial fibrillation ablation: a comparison study using ultra-high-density mapping. *Europace*. 2019 Feb 1; 21(2): 250-258. doi: 10.1093/europace/euy208. IF: 6.100
3. Ruiz-Granell R, Dovellini EV, Dompnier A, Khalighi K, García-Campo E, Olivier A, Barcelo A, Ritter P. Algorithm-based reduction of inappropriate defibrillator shock: results of the inappropriate shock reduction with PARAD plus rhythm discrimination-implantable cardioverter defibrillator study. *Heart Rhythm*. 2019 Sep; 16(9): 1429-1435. doi: 10.1016/j.hrthm.2019.03.016. IF: 5.225
4. Kuck KH, Albenque JP, Chun KJ, Fürnkranz A, Busch M, Elvan A, Schlüter M, Braegelmann KM, Kueffer FJ, Hemingway L, Arentz T, Tondo C, Brugada J; FIRE AND ICE Investigators. Repeat ablation for atrial fibrillation recurrence post cryoballoon or radiofrequency ablation in the FIRE AND ICE Trial. *Circulation. Arrhythmia and Electrophysiology*. 2019 May 22; 12(6): e007247. doi: 10.1161/CIRCEP.119.007247. IF: 4.968
5. Bisbal F, Alarcón F, Ferrero-De-Loma-Osorio A, González-Ferrer JJ, Alonso-Martín C, Pachón M, Vallés E, Cabanas-Grandío P, Sanchez M, Benito E, Sarrias A, Ruiz-Granell R, Pérez-Villacastín J, Viñolas X, Arias MA, Martí-Almor J, García-Campo E, Fernández-Lozano I, Villuendas R, Mont L. Diagnosis-to-ablation time in atrial fibrillation: a modifiable factor relevant to clinical outcome. *Journal of Cardiovascular Electrophysiology*. 2019 Sep; 30(9): 1483-1490. doi: 10.1111/jce.14000. IF: 2.910

Department of Cardiology

PUBLICATIONS



SELECTED PUBLICATIONS

- Martínez-Brotóns A, Bondanza L, Ruiz-Granell R. Intermittent reconnection of a pulmonary vein causing multiple tachyarrhythmias: successful identification with ultra-high-density mapping. *Europace*. 2019 Aug 1; 21(3): iii5-iii6. doi: 10.1093/europace/euz178. IF: 6.100
- Ruiz-Granell R, Ballesteros G, Andreu D, Erkiaga A, Ferrero-De-Loma-Osorio A, Ramos P, Martínez-Brotóns A, Vives-Rodríguez E, Izquierdo-de-Francisco M, García-Bolao I. Differences in scar lesion formation between radiofrequency and cryoballoon in atrial fibrillation ablation: a comparison study using ultra-high-density mapping. *Europace*. 2019 Feb 1; 21(2): 250-258. doi: 10.1093/europace/euy208. IF: 6.100
- Cano Ó, Bellver A, Fontenla A, Villuendas R, Peñafiel P, Francisco-Pascual J, Ibáñez JL, Bertomeu-González V, García-Riesco L, García-Seara J, Martínez-Brotóns Á, Calvo D, Campos B, Enero J, Peláez A, Martínez-Ferrer J, Mazuelos F, Moriñigo JL, Expósito C, Arenal Á, Pombo M, Segura F, Pastor A, Pérez F, Fernández-Lozano I, González-Ferrer JJ, Moreno S, Martín-Fernández J, Ormaetxe J, Pavón R, Tolosana JM, Mercé J, García-Almagro FJ, Álvarez M, Macías A, Peinado R, Linde C, Normand C, Dickstein K. Spanish results of the second European Cardiac Resynchronization Therapy Survey (CRT-Survey II). *Revista Española de Cardiología*. 2019 Dec; 72(12): 1020-1030. doi: 10.1016/j.rec.2019.02.003. IF: 5.126
- Palau P, Bertomeu-González V, Sanchis J, Soler M, de la Espriella R, Domínguez E, Santas E, Núñez E, Chorro FJ, Miñana G, Bayés-Genís A, Núñez J. Differential prognostic impact of type 2 diabetes mellitus in women and men with heart failure with preserved ejection fraction. *Revista Española de Cardiología*. 2019 Oct 16. pii: S1885-5857(19)30264-6. doi: 10.1016/j.rec.2019.09.002. IF: 5.126
- Ibáñez Criado JL, Quesada A, Cózar R; Spanish Catheter Ablation Registry collaborators. Spanish Catheter Ablation Registry. 18th Official Report of the Spanish Society of Cardiology Working Group on Electrophysiology and Arrhythmias (2018). *Revista Española de Cardiología*. 2019 Dec; 72(12): 1031-1042. doi: 10.1016/j.rec.2019.08.005. IF: 5.126

4 scientific activity

Department of Dermatology

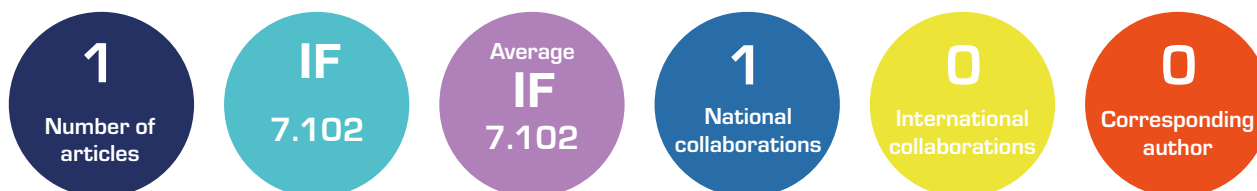
Strategic aims

- To continue making a biobank of melanoma patients

Main lines of research

- Melanocytic tumors. Malignant Melanoma: study of cytokines involved in tumor growth
- Hemangiomas
- Contact dermatitis
- Alopecia
- Psoriasis: application of new molecules in treatment

PUBLICATIONS



SELECTED PUBLICATIONS

1. Ortiz-Salvador JM, Saneleuterio-Temporal M, Magdaleno-Tapial J, Velasco-Pastor M, Pujol-Marco C, Sahuquillo-Torralba A, Mateu-Puchades A, Pitarch-Bort G, Mari-Ruiz JI, Mataix-Díaz J, Montesinos-Villaescusa E, Miralles-Botella J, García-Fernández L, Martorell-Calatayud A, Belinchón-Romero I, Sánchez-Carazo JL, Pérez-Ferriols A. A prospective multicenter study assessing effectiveness and safety of secukinumab in a real-life setting in 158 patients. *Journal of the American Academy of Dermatology*. 2019 Aug; 81(2): 427-432. doi: 10.1016/j.jaad.2019.02.062. IF: 7.102

Department of Digestive Medicine

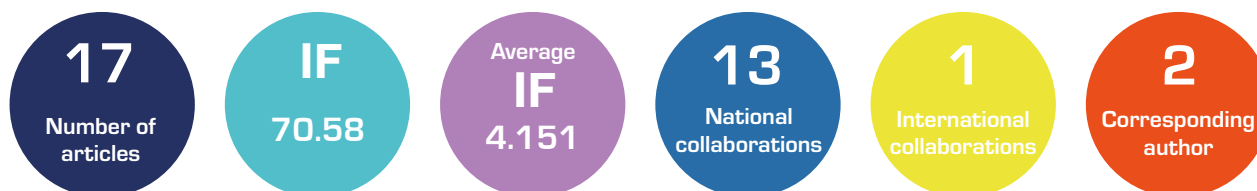
Strategic aims

- Update of protocols and clinical guidelines of the Department
- It has been possible to consolidate the relationship of the Unit of Inflammatory Bowel Disease of our Department with the network of National Units, through collaborative studies that have been published in international journals of category Q1 and Q3. The group has also consolidated motility and pancreas research in the national and international area through consensus guides that have been published in journals with categories Q1-Q4

Main lines of research

- On the section of gastroenterology, to continue the studies on digestive hemorrhage, acute pancreatitis, inflammatory bowel disease, motion sickness and digestive benign anorectal pathology
- On the hepatology division to continue the analysis of hepatic encephalopathy, the nonalcoholic, epidemiological, therapeutic and immunoprophylaxis on Hepatitis Virus steatohepatitis. Also hepatocellular damage and nitric oxide and liver tumors
- About endoscopy division: study on the therapeutic dilatation, the ecoendoscopia diagnostics and therapeutics, ampulectomia, diverticulotomy of Zencker and digestive prostheses

PUBLICATIONS



SELECTED PUBLICATIONS

1. Calafat M, Mañosa M, Cañete F, Ricart E, Iglesias E, Calvo M, Rodríguez-Moranta F, Taxonera C, Nos P, Mesonero F, Martín-Arranz MD, Mínguez M, Gisbert JP, García-López S, de Francisco R, Gomollón F, Calvet X, Garcia-Planella E, Rivero M, Martínez-Cadilla J, Argüelles F, Arias L, Cimavilla M, Zabana Y, Domènech E; ENEIDA registry of GETECCU. Increased risk of thiopurine-related adverse events in elderly patients with IBD. *Alimentary Pharmacology & Therapeutics*. 2019 Oct; 50(7): 780-788. doi: 10.1111/apt.15458. IF: 7.731
2. Chaparro M, Garre A, Ricart E, Iglesias-Flores E, Taxonera C, Domènech E, Gisbert JP; ENEIDA study group. Differences between childhood- and adulthood-onset inflammatory bowel disease: the CAROUSEL study from GETECCU. *Alimentary Pharmacology & Therapeutics*. 2019 Feb; 49(4): 419-428. doi: 10.1111/apt.15114. IF: 7.731
3. Mañosa M, Chaparro M, Juan A, Aràjol C, Alfaro I, Mínguez M, Velayos B, Benítez JM, Mesonero F, Sicilia B, Zabana Y, Villoria A, Gisbert JP, Domènech E; ENEIDA registry by GETECCU. Immunomodulatory therapy does not increase the risk of cancer in persons with inflammatory bowel disease and a history of extracolonic cancers. *American Journal of Gastroenterology*. 2019 May; 114(5): 771-776. doi: 10.14309/ajg.000000000000210. IF: 10.241
4. Sternby H, Bolado F, Canaval-Zuleta HJ, Marra-López C, Hernando-Alonso AI, Del-Val-Antoñana A, García-Rayado G, Rivera-Irigoien R, Grau-García FJ, Oms L, Millastre-Bocos J, Pascual-Moreno I, Martínez-Ares D, Rodríguez-Oballe JA, López-Serrano A, Ruiz-Rebollo ML, Viejo-Almanzor A, González-de-la-Higuera B, Orive-Calzada A, Gómez-Anta I, Pamies-Guilabert J, Fernández-Gutiérrez-Del-Álamo F, Iranzo-González-Cruz I, Pérez-Muñante ME,

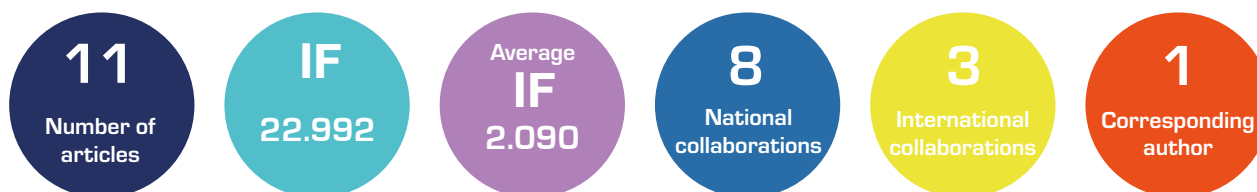
4 scientific activity

Esteba MD, Pardillos-Tomé A, Zapater P, de-Madaria E. Determinants of severity in acute pancreatitis: a nationwide multicenter prospective cohort study. *Annals of Surgery*. 2019 Aug; 270(2): 348-355. doi: 10.1097/SLA.0000000000002766. IF: 9.476

5. Calvet X, Saldaña R, Carpio D, Mínguez M, Vera I, Juliá B, Marín L, Casellas F. Improving quality of care in inflammatory bowel disease through patients' eyes: IQCARO Project. *Inflammatory Bowel Diseases*. 2019 Oct 21. pii: izz126. doi: 10.1093/ibd/izz126. IF: 4.005

Department of General Surgery

PUBLICATIONS



SELECTED PUBLICATIONS

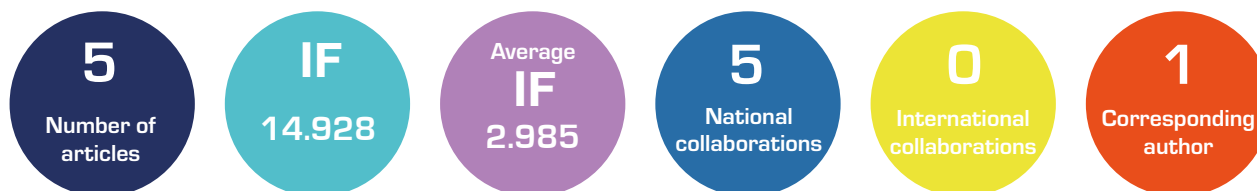
1. Alfonso Ballester R, Fernández Moreno MC, Lapeña Rodríguez M, Martí Fernández R, Villegas Morera J, Cassinello Fernández N, Ortega Serrano J. Cardiogastric fistula as a rare complication after gastric banding and hiatal hernia surgery. *Obesity Surgery*. 2019 Mar; 29(3): 1023-1027. doi: 10.1007/s11695-018-03682-7. IF: 3.603
2. Diaz-Cambronero O, Flor Lorente B, Mazzinari G, Vila Montañés M, García Gregorio N, Robles Hernandez D, Olmedilla Arnal LE, Argente Navarro MP, Schultz MJ, Errando CL; IPPCoLapSe study group. A multifaceted individualized pneumoperitoneum strategy for laparoscopic colorectal surgery: a multicenter observational feasibility study. *Surgical Endoscopy*. 2019 Jan; 33(1): 252-260. doi: 10.1007/s00464-018-6305-y. IF: 3.209
3. Moro-Valdezate D, Royo-Aznar A, Martín-Arévalo J, Pla-Martí V, García-Botello S, León-Espinoza C, Fernández-Moreno MC, Espín-Basany E, Espi-Macías A. Outcomes of Hartmann's procedure and subsequent intestinal restoration. Which patients are most likely to undergo reversal?. *American Journal of Surgery*. 2019 Nov; 218(5): 918-927. doi: 10.1016/j.amjsurg.2019.02.025. IF: 2.201
4. Pascual I, Sanahuja A, García N, Vázquez P, Moreno O, Tosca J, Peña A, Garayoa A, Lluch P, Mora F. Association of elevated serum triglyceride levels with a more severe course of acute pancreatitis: Cohort analysis of 1457 patients. *Pancreatology*. 2019 Jul; 19(5): 623-629. doi: 10.1016/j.pan.2019.06.006. IF: 3.241
5. Diaz-Cambronero O, Mazzinari G, Errando CL, Schultz MJ, Flor Lorente B, García-Gregorio N, Vila Montañés M, Robles-Hernández D, Olmedilla Arnal LE, Martín-De-Pablos A, Marqués Marí A, Argente Navarro MP; IPPCollapse-II study group. An individualised versus a conventional pneumoperitoneum pressure strategy during colorectal laparoscopic surgery: rationale and study protocol for a multicentre randomised clinical study. *Trials*. 2019 Apr 3; 20(1): 190. doi: 10.1186/s13063-019-3255-1. IF: 1.975

Department of Intensive Medicine

Main lines of research

- Histones and septic shock
- UCI Epidemiology. Multiresistant bacteria surveillance
- Serious flu
- Genetics in severe NAC
- Quality of life of UCI (Mindfulness)

PUBLICATIONS



SELECTED PUBLICATIONS

1. Pérez Pérez ML, Gonzaga López A, Balandín Moreno B, Maximiano Alonso C, Palacios Castañeda D, Ferreres Franco J, García Sanz J, Villanueva Fernández H, Valdivia de la Fuente M, Ortega López A, Alcántara Carmona S, Pérez Redondo M, Royuela Vicente A. Characteristics and outcome of patients with solid tumour requiring admission to the intensive care unit. Usefulness of three severity score systems. *Medicina Clínica*. 2019 Oct 11; 153(7):270-275. doi: 10.1016/j.medcli.2019.01.015. IF: 1.277
2. Lorente L, Martín MM, González-Rivero AF, Pérez-Cejas A, Abreu-González P, Ortiz-López R, Ferreres J, Solé-Violán J, Labarta L, Díaz C, Palmero S, Jiménez A. Association between DNA and RNA oxidative damage and mortality in septic patients. *Journal of Critical Care*. 2019 Dec; 54: 94-98. doi: 10.1016/j.jcrc.2019.08.008. IF: 2.783
3. Carbonell N, Aguilar G, Ferriols R, Huerta R, Ferreres J, Calabuig M, Juan M, Ezquer C, Colomina J, Blasco ML. Ceftolozane pharmacokinetics in a septic critically ill patient under different extracorporeal replacement therapies. *Antimicrobial Agents and Chemotherapy*. 2019 Dec 20; 64(1). pii: e01782-19. doi: 10.1128/AAC.01782-19. IF: 4.715
4. Bordejé ML, Montejo JC, Mateu ML, Solera M, Acosta JA, Juan M, García-Córdoba F, García-Martínez MA, Gastaldo

R; PIANE STUDY GROUP SPAIN. Intra-abdominal pressure as a marker of enteral nutrition intolerance in critically ill patients. *The PIANE Study*. *Nutrients*. 2019 Nov 1; 11(11). pii: E2616. doi: 10.3390/nu11112616. IF: 4.171

RESEARCH PROJECTS AND GRANTS FOR RESEARCH

Reference: PI16/D1036

Title: *Epigenética e inmunosupresión. Uso de las histonas circulantes y sus modificaciones post-traduccionales como biomarcadores de diagnóstico y pronóstico en sepsis y shock séptico*

Principal Investigator: José Luis García Giménez (Nieves Carbonell as collaborating researcher)

Funding Body: *Instituto de Salud Carlos III*

Beneficiary Institution: *Fundación Investigación Hospital Clínico Universitario de Valencia*

Duration: 2017-2019

Total budget: €87.725

Reference: GV2019/105 (2018/254)

Title: *Biomarcadores metabólicos en suero para la detección precoz del vasoespasmio arterial en pacientes con hemorragia subaracnoidea espontánea*

Principal Investigator: Mónica García Simón

Funding Body: *Conselleria de Innovación, Universidades, Ciencia y Sociedad Digital*

4 scientific activity

Beneficiary Institution: *Fundación Investigación Hospital Clínico Universitario de Valencia*
Duration: 2019-2020
Total budget: €16.000

Beneficiary Institution: *Fundación Investigación Hospital Clínico Universitario de Valencia*
Duration: 2018-2019
Total budget: €2.500

Reference: O3-CaViPro-Galiana-Blasco-2017-A

Title: *Diagnóstico y tratamiento de la calidad de vida de los profesionales de cuidados intensivos y paliativos: Eficacia de intervenciones basadas en mindfulness*

Principal Investigator: M^a Luisa Blasco Cortés, Laura Galiana Linares

Funding Body: *Fundación Investigación Hospital Clínico Universitario de Valencia*

Department of Maxillofacial Surgery

Strategic aims

- Innovation in personalised prosthesis for maxillofacial reconstruction
- Translational research project for the development of implants with high added value through additive manufacturing
- Innovation in throat pack

Main lines of research

- Cost-effectiveness analysis on the management of oral surgery processes in patients with severe dependence and / or pluripathological chronicles with comorbidities
- Proposal for a new organizational model of care
- Radiological evaluation of predictive factors of access to pterygopalatine fossa
- Research on materials involved in bone regeneration
- Research on materials involved in nerve repair
- Project: Mandibular Condylar Hyperplasia: Impact of Bone SPECT on Therapeutic Decision. Proposal of a decision algorithm

RESEARCH PROJECTS AND GRANTS FOR RESEARCH

Reference: INVAL10/19/035

Title: *Dispositivo de taponamiento orofaríngeo desechable no neumático*

Principal Investigator: Miguel Puche Torres

Funding Body: *Agencia Valenciana de Innovación (AVI)*

Beneficiary institution: *Fundación Investigación Hospital Clínico Universitario de Valencia*

Duration: 2019

Total budget: €68.885

Department of Microbiology

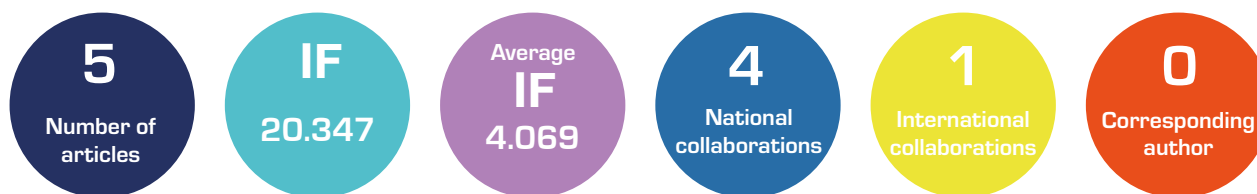
Strategic aims

- We have identified rotavirus and norovirus genotypes infecting populations studied in Valencia during recent years
- We have characterized the most common phenotypes of histo-blood antigens (secretory, Lewis and ABO antigens) in children infected with rotavirus
- Isolation in culture of human enteroids from norovirus strains

Main lines of research

- Phylogenetic analysis of polymerase and capsid genes sequences of norovirus strains in patients with acute gastroenteritis and chronic infections in immunocompromised patients
- Study of association between histo-blood antigens (HBGA) of patients infected with different rotavirus and norovirus genotypes
- Anti-adhesive effect of human milk oligosaccharides against rotavirus and norovirus
- Human norovirus replication in enteroids

PUBLICATIONS



SELECTED PUBLICATIONS

1. Borrás R, Martínez V, Vinuesa V, Torres I, Orta N, Clari MÁ, Prat J, Navarro D. Field performance of the Abbott RealTime MTB assay for the diagnosis of extrapulmonary tuberculosis in a low-prevalence setting. *Enfermedades Infecciosas y Microbiología Clínica*. 2019 Oct 24; SO213-005X(19)30232-0. English, Spanish. doi: 10.1016/j.eimc.2019.08.007. IF: 1.685
2. Rodríguez JC, Borrajo E, Bosque M, Camarena JJ, Colomina J, Márquez MVD, Fuentes E, García-Aguayo JM, Gimeno A, Gonzalo N, Guna R, Martínez O, Moreno R, Nogueira JM, Orta N, Prat J, Yagüe A, Gimeno C, Navarro D; Working Group of the Autonomous Community of Valencia (ACV) for Optimization of Microbiological Diagnostic Processes. Adoption of new technologies in laboratory workflow practices for positive blood culture bottles: a cross-sectional survey among hospitals in the Autonomous Community of Valencia, Spain. *European Journal of Clinical Microbiology & Infectious Diseases*. 2019 Jun; 38(6): 1199-1202. doi: 10.1007/s10096-019-03522-1. IF: 2.591
3. Mollar A, Villanueva MP, Núñez E, Carratalá A, Mora F, Bayés-Genis A, Mínguez M, Marrachelli VG, Monleon D, Navarro D, Sanchis J, Núñez J. Hydrogen- and methane-based breath testing and outcomes in patients with heart failure. *Journal of Cardiac Failure*. 2019 May; 25(5): 319-327. doi: 10.1016/j.cardfail.2018.10.004. IF: 3.857
4. Xu Y, Cancino-Muñoz I, Torres-Puente M, Villamayor LM, Borrás R, Borrás-Máñez M, Bosque M, Camarena JJ, Colomer-Roig E, Colomina J, Escribano I, Esparcia-Rodríguez O, Gil-Brusola A, Gimeno C, Gimeno-Gascón A, Gomila-Sard B, González-Granda D, Gonzalo-Jiménez N, Guna-Serrano MR, López-Hontangas JL, Martín-González C, Moreno-Muñoz R, Navarro D, Navarro M, Orta N, Pérez E, Prat J, Rodríguez JC, Ruiz-García MM, Vanaclocha H, Colijn C, Comas I. High-resolution mapping of tuberculosis transmission: whole genome sequencing and phylogenetic modelling of a cohort from Valencia Region, Spain. *Plos Medicine*. 2019 Oct 31; 16(10): e1002961. doi: 10.1371/journal.pmed.1002961. IF: 11.048

4 scientific activity

5. Díez-Domingo J, Garcés-Sánchez M, Giménez-Sánchez F, Colomina-Rodríguez J, Martín-Torres F. What have we learnt about rotavirus in Spain in the last 10 years?. *Anales de Pediatría*. 2019 Sep; 91(3): 166-179. doi: 10.1016/j.anpedi.2019.01.024. IF: 1.166

Funding Body: *Ministerio de Sanidad*

Beneficiary Institution: *Universidad de Valencia*

Duration: 2017-2019

Total budget: €68.365

Reference: PI15/00090

Title: *Inmunobiología de la infección por el citomegalovirus en el trasplante alogénico de precursores hematopoyéticos haploidéntico asociado al uso de ciclofosfamida postrasplante*

Principal Investigator: David Navarro Ortega

Funding Body: *Instituto de Salud Carlos III*

Beneficiary institution: *Fundación Investigación Hospital Clínico Universitario de Valencia*

Duration: 2016-2019

Total budget: €98.615

Reference: IDIFEDER/2018/056

Title: *Creació d'una infraestructura de producció, purificació i caracterització de proteïnes d'interés biomèdic i biotecnològic*

Principal Investigator: Jesús Rodríguez Díaz

Funding Body: *Conselleria de Educació, Investigació, Cultura y Deportes*

Beneficiary Institution: *Universidad de Valencia*

Duration: 2018-2020

Total budget: €431.414

RESEARCH PROJECTS AND GRANTS FOR RESEARCH

Reference: PI18/00127

Title: *Virología e inmunología de la infección por el citomegalovirus (CMV) en el paciente con neoplasia hematológicas en la era de las nuevas bioterapias*

Principal Investigator: David Navarro Ortega

Funding Body: *Instituto de Salud Carlos III*

Beneficiary institution: *Fundación Investigación Hospital Clínico Universitario de Valencia*

Duration: 2019-2021

Total budget: €111.320

Reference: PI16/01471

Title: *Diversidad genética y antigénica de norovirus humanos: estudio de anticuerpos séricos protectores y de la inmunidad celular en ratones y en pacientes infectados*

Principal Investigator: F. Javier Buesa Gómez

Department of Nephrology

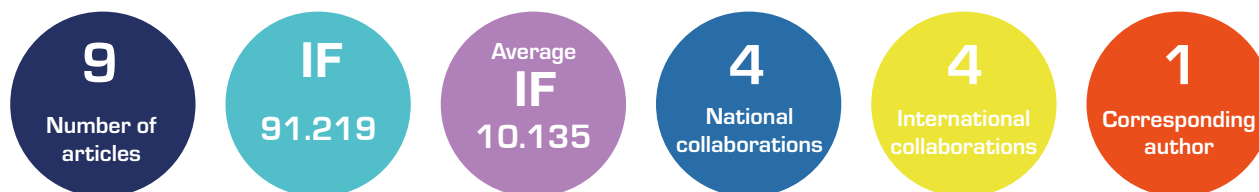
Strategic aims

- To work together with cardiology Department in order to explore new developments in treatment of cardio-renal syndrome by peritoneal dialysis
- Diabetic kidney disease: risk factors and progression. Diabetic kidney disease in dialysis patients
- To analyze risk factors for developing hyperkalemia and the adherence to the current treatments
- To establish the picture of the renal problems detected in Oncology and Hematology patients: kidney damage in the onco-hematologic patients
- To analyze the incidence of acute kidney injury in hospitalized patients

Main lines of research

- Treatment of cardio-renal syndrome by peritoneal dialysis
- Diabetic kidney disease and chronic kidney disease: risk factors and progression and proteinuria development. Diabetic kidney disease in dialysis patients
- Hyperkalemia and chronic kidney disease
- Onco-nephrology: kidney damage in the oncologic patient
- Biomarkers of acute kidney injury

PUBLICATIONS



SELECTED PUBLICATIONS

1. Fernandez-Fernandez B, Fernandez-Prado R, Górriz JL, Martínez-Castelao A, Navarro-González JF, Porrini E, Soler MJ, Ortiz A. Canagliflozin and renal events in diabetes with established nephropathy clinical evaluation and study of diabetic nephropathy with atrasentan: what was learned about the treatment of diabetic kidney disease with canagliflozin and atrasentan?. *Clinical Kidney Journal*. 2019 May 31; 12(3): 313-321. doi: 10.1093/ckj/sfz070.IF: 2.975
2. Fernández-Martín JL, Dusso A, Martínez-Cambor P, Dionisi MP, Floege J, Ketteler M, London G, Locatelli F, Górriz JL, Rutkowski B, Bos WJ, Tielemans C, Martin PY, Wüthrich RP, Pavlovic D, Benedik M, Rodríguez-Puyol D, Carrero JJ, Zoccali C, Cannata-Andía JB; COSMOS group. Serum phosphate optimal timing and range associated with patients survival in haemodialysis: the COSMOS study. *Nephrology Dialysis Transplantation*. 2019 Apr 1; 34(4): 673-681. doi: 10.1093/ndt/gfy093.IF: 4.198
3. Bermudez-Lopez M, Forne C, Amigo N, Bozic M, Arroyo D, Bretones T, Alonso N, Cambray S, Del Pino MD, Mauricio D, Górriz JL, Fernandez E, Valdivielso JM. An in-depth analysis shows a hidden atherogenic lipoprotein profile in non-diabetic chronic kidney disease patients. *Expert Opinion on Therapeutic Targets*. 2019 Jul; 23(7): 619-630. doi: 10.1080/14728222.2019.1620206. IF:4.621
4. Perkovic V, Jardine MJ, Neal B, Bompoint S, Heerspink HJL, Charytan DM, Edwards R, Agarwal R, Bakris G, Bull S, Cannon CP, Capuano G, Chu PL, de Zeeuw D, Greene T, Levin A, Pollock C, Wheeler DC, Yavin Y, Zhang H, Zinman B, Meininger G, Brenner BM, Mahaffey KW; CREDENCE Trial Investigators. Canagliflozin and renal outcomes in type 2 diabetes and nephropathy. *New England Journal of Medicine*. 2019 Jun 13; 380(24): 2295-2306. doi: 10.1056/NEJMoa1811744.IF: 70.67
5. Rodríguez-Borja E, Corchon-Peyrallo A, Quinones-Torrelo C, Ramos-Tomas C. Acute kidney failure and discrepant values of urinary proteins: When the case is not "crystal clear". *Clinical Biochemistry*. 2019 May; 67: 60-62. doi: 10.1016/j.clinbiochem.2019.03.004. IF:2.43

RESEARCH PROJECTS AND GRANTS FOR RESEARCH

Reference: BCM-PD-02-INT

Title: *Iniciativa sobre la evolución de los pacientes con Diálisis-DP*

Principal Investigator: Alfonso Miguel Carrasco (Miguel González Rico and M^a Jesús Puchades Montesa as collaborating researchers)

Funding Body: Fresenius medical care

Beneficiary Institution: *Hospital Clínico Universitario de Valencia*

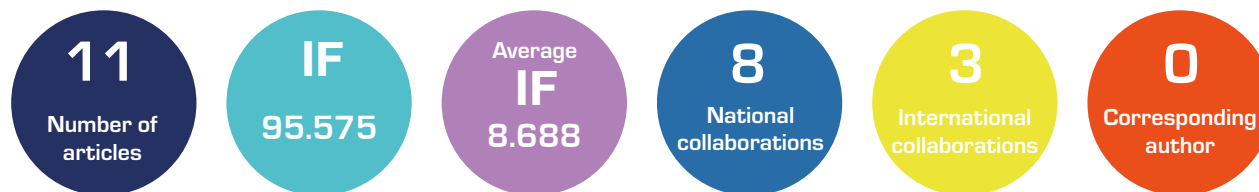
Duration: 2015-2021

Total budget: €2.940

4 scientific activity

Department of Neurology

PUBLICATIONS

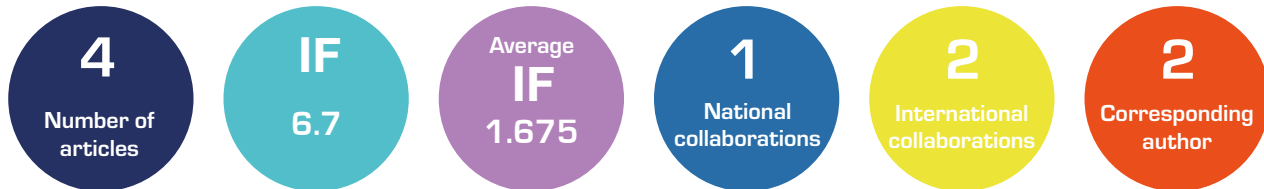


SELECTED PUBLICATIONS

1. Diener HC, Sacco RL, Easton JD, Granger CB, Bernstein RA, Uchiyama S, Kreuzer J, Cronin L, Cotton D, Grauer C, Brueckmann M, Chernyatina M, Donnan G, Ferro JM, Grond M, Kallmünzer B, Krupinski J, Lee BC, Lemmens R, Masjuan J, Odinak M, Saver JL, Schellinger PD, Toni D, Toyoda K; RE-SPECT ESUS Steering Committee and Investigators. Dabigatran for prevention of stroke after embolic stroke of undetermined source. *New England Journal of Medicine*. 2019 May 16; 380(20): 1906-1917. doi: 10.1056/NEJMoa1813959. IF: 70.67
2. Alcalá C, Gascón F, Pérez-Miralles F, Domínguez JA, Gil-Perotín S, Casanova B. Treatment with alemtuzumab or rituximab after fingolimod withdrawal in relapsing-remitting multiple sclerosis is effective and safe. *Journal of Neurology*. 2019 Mar; 266(3): 726-734. doi: 10.1007/s00415-019-09195-2. IF: 4.204
3. Villarrubia N, Rodríguez-Martín E, Alari-Pahissa E, Aragón L, Castillo-Triviño T, Eixarch H, Ferrer JM, Martínez-Rodríguez JE, Massot M, Pinto-Medel MJ, Prada Á, Rodríguez-Acevedo B, Urbaneja P, Gascón-Gimenez F, Herrera G, Hernández-Clares R, Salgado MG, Oterino A, San Segundo D, Cuello JP, Gil-Herrera J, Cámara C, Gómez-Gutiérrez M, Martínez-Hernández E, Meca-Lallana V, Moga E, Muñoz-Calleja C, Querol L, Presas-Rodríguez S, Teniente-Serra A, Vlagea A, Muriel A, Roldán E, Villar LM. Multi-centre validation of a flow cytometry method to identify optimal responders to interferon-beta in multiple sclerosis. *Clinica Chimica Acta*. 2019 Jan; 488: 135-142. doi: 10.1016/j.cca.2018.11.008. IF: 2.735
4. Jorda A, Cauli O, Santonja JM, Aldasoro M, Aldasoro C, Obrador E, Vila JM, Mauricio MD, Iradi A, Guerra-Ojeda S, Marchio P, Valles SL. Changes in chemokines and chemokine receptors expression in a mouse model of Alzheimer's disease. *International Journal of Biological Sciences*. 2019 Jan 1; 15(2): 453-463. doi: 10.7150/ijbs.26703. IF: 4.067
5. Villanueva V, López-González FJ, Mauri JA, Rodríguez-Uranga J, Olivé-Gadea M, Montoya J, Ruiz-Giménez J, Zurita J; BRIVA-LIFE study group. BRIVA-LIFE-A multicenter retrospective study of the long-term use of brivaracetam in clinical practice. *Acta Neurologica Scandinavica*. 2019 Apr; 139(4): 360-368. doi: 10.1111/ane.13059. IF: 2.852

Department of Neurosurgery

PUBLICATIONS



SELECTED PUBLICATIONS

- González-Darder JM. Combined Extradural and Intradural Pterional Transzygomatic Approach to Large Sphenoid Wing Meningiomas. Operative technique and surgical results. *Journal of Neurological Surgery Part B-Skull Base*. 2019 Jun; 80(3):244-251. doi: 10.1055/s-0038-1668538. IF: 1.216
- Martorell-Llobregat C, González-López P, Luna E, Asensio-Asensio M, Jadraque-Rodríguez R, García-March G, Moreno-López P. The role of vagus nerve stimulation in the treatment of refractory epilepsy: clinical outcomes and impact on quality of life. *Neurología*. 2019 Jul 22. pii: S0213-4853(19)30080-5. doi: 10.1016/j.nrl.2019.04.002. IF: 2.038
- Pastor-Escartín F, García-Catalán G, Holanda VM, Muftah Lahirish IA, Quintero RB, Neto MR, Quilis-Quesada V, Ibaoc KB, González Darder JM, de Oliveira E. Microsurgical anatomy of the insular region and operculoinsular association fibers and its neurosurgical application. *World Neurosurgery*. 2019 Sep; 129: 407-420. doi: 10.1016/j.wneu.2019.05.071. IF: 1.723
- Capilla-Guasch P, Quilis-Quesada V, Regin-Neto M, Holanda VM, González-Darder JM, de Oliveira E. White matter relationships examined by transillumination technique using a lateral transcortical parietal approach to the atrium: three-dimensional images and surgical considerations. *World Neurosurgery*. 2019 Dec; 132: e783-e794. doi: 10.1016/j.wneu.2019.08.018. IF: 1.723

Department of Nuclear Medicine

Strategic aims

- Dosimetric assessment in patients with hyperthyroidism treated with ¹³¹Iodine
- Cardiac sympathetic nerve activity by ¹²³I-MIBG scintigraphy in heart failure patients
- Evaluation of left ventricular dyssynchrony by Gated SPECT myocardial perfusion in the evaluation of cardiac resynchronization therapy
- Radioguided surgery by intraoperative scintigraphy with portable gamma camera in patients with primary hyperparathyroidism and not conclusive pre-surgical scintigraphy
- Sentinel node detection in breast cancer after neoadjuvant chemotherapy

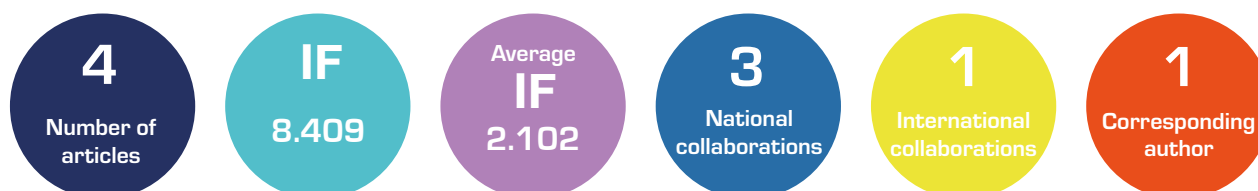
Main lines of research

- Radioembolization of hepatocarcinoma by resin microspheres labeled with ⁹⁰Yttrium
- Assessment of cardiac sympathetic nerve activity by ¹²³I-MIBG scintigraphy in heart failure patients
- Evaluation of left ventricular dyssynchrony by Gated SPECT myocardial perfusion in patients with cardiac resynchronization therapy
- Sentinel lymph node detection in breast cancer in patients with previous mammary surgery

4 scientific activity

- Evaluation of screws loosening and other complications after lumbar spinal fusion surgery by bone SPECT
- Diagnosis and follow-up of hyperplasia of the mandibular condyles by bone SPECT

PUBLICATIONS



SELECTED PUBLICATIONS

1. de Haro-Del Moral FJ, Casans-Tormo I, Pubul-Núñez V, Aguadé-Bruix S. Some remarks to SEOM clinical guidelines on cardiovascular toxicity [2018]. *Clinical & Translational Oncology*. 2019 Dec; 21(12): 1786-1787. doi: 10.1007/s12094-019-02135-6. IF: 2.441
2. Casáns-Tormo I, Jiménez-Heffernan A, Pubul-Núñez V, Ruano-Pérez R. Cardiac sympathetic innervation scintigraphy with ¹²³I-meta-iodobenzylguanidine. Basis, protocols and clinical applications in Cardiology. *Revista Española de Medicina Nuclear e Imagen Molecular*. 2019 Jul - Aug; 38(4): 262-271. doi: 10.1016/j.remn.2019.01.001. IF: 0.928
3. Jimenez-Heffernan A, Aguadé-Bruix S, Casans-Tormo I. Reply to responsible growth of nuclear cardiology in Spain. *Journal of Nuclear Cardiology*. 2019 Dec; 26(6): 2124. doi: 10.1007/s12350-017-1133-3. IF: 4.112
4. Vidal-Sicart S, Fuertes Cabero S, Danús Lainez M, Valdés Olmos R, Paredes Barranco P, Rayo Madrid JI, Rioja Martín ME, Díaz Expósito R, Goñi Gironés E. Update on radioguided surgery: from international consensus on sentinel node in head and neck cancer to the advances on gynaecological tumors and localization of non-palpable lesions. *Revista Española de Medicina Nuclear e Imagen Molecular*. 2019 May - Jun; 38(3): 173-182. doi: 10.1016/j.remn.2018.10.007. IF: 0.928

THESIS

Thesis title: *Utilidad del análisis de los parámetros metabólicos de la 18f-fdg PET-TC en pacientes con cáncer de mama. Valor añadido de la tomografía por emisión de positrones (MAMMI-PET)*

Doctoral candidate: Verónica López Prior

Director(s): Carlos Camps Herrero, Rafael Díaz Expósito, María Del Puig Cozar Santiago

Date of the defense: 12/06/2019

Grade: *Sobresaliente "cum laude"*

Quality recognition/Award: European PhD

Department of Ophthalmology

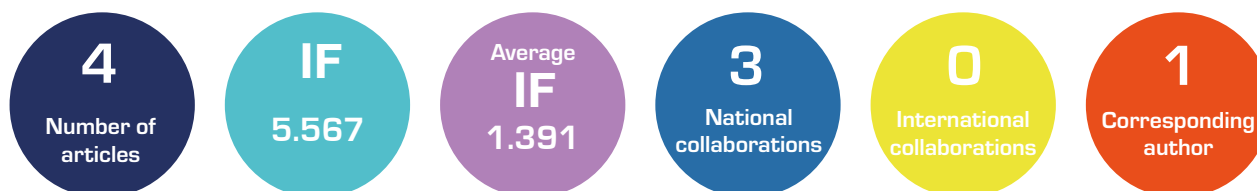
Strategic aims

- Study of retinochoroidal vascularization via techniques of OCT angiography, a new technology under development. The majority of Spanish-authored publications on OCT angiography appearing in ophthalmological journals correspond to research from the *Hospital Clínico of Valencia* group

Main lines of research

- OCT for quantitative analysis of the retinal ganglion cell layer in patients with multiple sclerosis: correlation with the degree of disability and cerebral atrophy in magnetic resonance
- Analysis of filtration blebs after glaucoma surgery using anterior pole OCT
- Prospective study of peripapillary vasculature in patients with glaucoma

PUBLICATIONS



SELECTED PUBLICATIONS

1. Gargallo-Benedicto A, Bayo-Calduch P, Olate-Pérez A, Pérez-Nestre A, Duch-Samper A. Primary multifocal anaplastic large cell lymphoma with eyelid involvement: a case report. *Arquivos brasileiros de Oftalmologia*. 2019; 82 (6): 514-6. <http://dx.doi.org/10.5935/0004-2749.20190094>. IF: 0.859
2. Gargallo-Benedicto A, Pérez-Torregrosa V, Clemente-Tomás R, Duch-Samper AM. Dual corneal involvement by endothelial and epithelial corneal dystrophies in Steinert's disease: a case of triple dystrophy. *European Journal of Ophthalmology*. 2019; Sep 2:1120672119872374. doi: 10.1177/1120672119872374. IF: 1.716
3. Clemente-Tomás R, Hernández-Pérez D, Neira-Ibañez P, Farias-Rozas F, Torrecillas-Picazo R, Osorio-alayo V, Duch-Samper AM. Intracrysaline ozurdex: therapeutic effect maintained for 18 months. *International Ophthalmology*. 2019; (39): 207-211. <http://doi.org/10.1007/s10792-017-0780-3>. IF: 1.496
4. Avila-Marrón E, Liscombe-Sepúlveda JP, Manfreda-Domínguez L, Rochina-Pérez P, Duch-Samper A. Purtscher's retinopathy case report: short posterior ciliary arteries contribution to radial peripapillary capillary system observed with optical coherence tomography angiography. *International Ophthalmology*. 2019; 39 (11): 2661-2665. <https://doi.org/10.1007/s10792-019-01086-9>. IF: 1.496

THESIS

Thesis title: *Estrabismo y visión binocular tras cirugía refractiva*

Doctoral candidate: Agustina Martínez Lajara

Director(s): Antonio Miguel Duch Samper, Patricia Bayo Calduch

Date of the defense: 01/03/2019

Grade: *Sobresaliente "cum laude"*

4 scientific activity

Department of Otorhinolaryngology

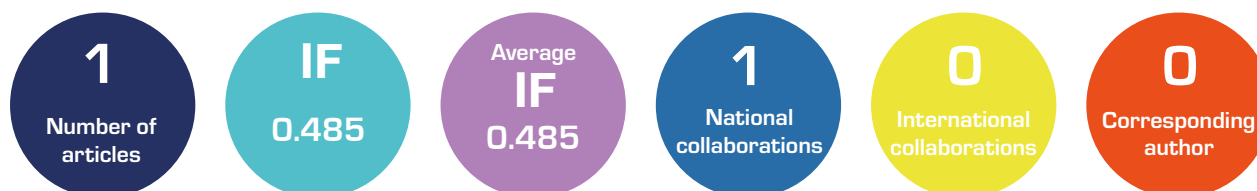
Strategic aims

- Osseointegrated implants
- Cochlear Implants
- Otoneurology

Main lines of research

- Osseointegrated Implants: Results of New Implants with Hydroxyapatite
- Cochlear Implants: Result of unilateral IC
- Otoneurology: vHIT in cochlear implants

PUBLICATIONS



SELECTED PUBLICATIONS

1. Becares-Martinez C, Lopez-Llames A, Arroyo-Domingo MM, Marco-Algarra J, Morales Suarez-Varela MM. What do MRI and CT scan provide us in patients with vertigo and dizziness?. A cost-utility analysis. Revista de Neurología. 2019 Apr 16; 68(8): 326-332. doi: 10.33588/rn.6808.2018399. IF: .0485

THESIS

Thesis title: *Hipoacusia súbita: nueva pauta corticoidea intratimpánica precoz*

Doctoral candidate: Jaime Redondo Martínez

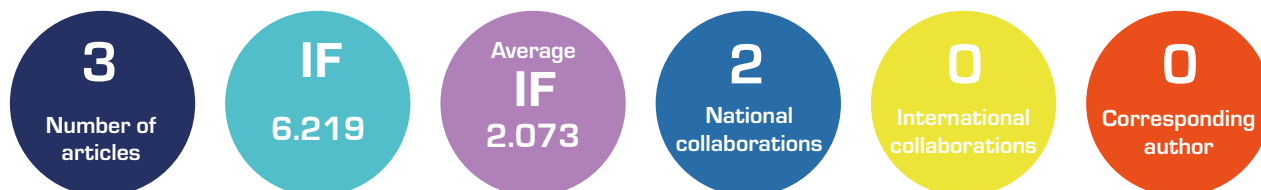
Director(s): Jaime Marco Algarra, Francisco Javier García Callejo

Date of the defense: 29/01/2019

Grade: *Sobresaliente "cum laude"*

Department of Pathological Anatomy

PUBLICATIONS

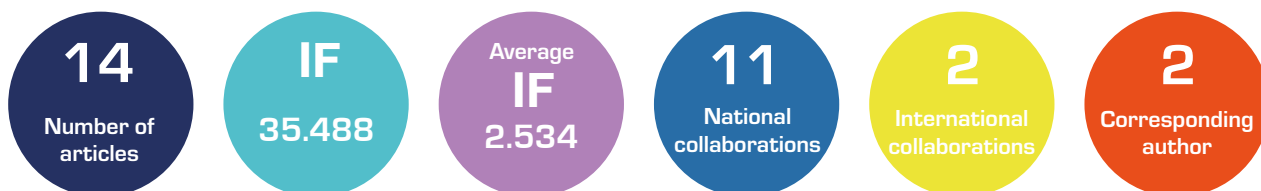


SELECTED PUBLICATIONS

- Mestre-Alagarda C, Nieto G, Terrádez L, Monteagudo C. Primary cutaneous biphasic sarcomatoid basal cell carcinoma with myoepithelial carcinoma differentiation: a new variant. *Journal of Cutaneous Pathology*. 2019 Dec; 46(12): 949-953. doi: 10.1111/cup.13543. IF:1.524
- Panach-Navarrete J, Medina-González M, Alarcón-Molero L, Sánchez-Cano E, Pastor-Hernández F, Martínez-Jabaloyas JM. Renal papillary necrosis, an endoscopic vision. *Scandinavian Journal of Urology*. 2019 Oct; 53(5): 361-363. doi: 10.1080/21681805.2019.1610495. IF: 1.41
- Martinez-Ciarpaglini C, Fernandez-Sellers C, Tarazona N, Roselló S, Huerta M, Roda D, Mongort C, Ferrández A, Navarro S, Cervantes A. Improving tumour budding evaluation in colon cancer by extending the assessment area in colectomy specimens. *Histopathology*. 2019 Oct; 53(5): 361-363. doi: 10.1080/21681805.2019.1610495. IF: 3.294

Department of Pediatrics

PUBLICATIONS



SELECTED PUBLICATIONS

- Weinmayr G, Jaensch A, Ruelius AK, Forastiere F, Strachan DP; ISAAC Phase Two Study Group. Can environment or allergy explain international variation in prevalence of wheeze in childhood?. *European Journal of Epidemiology*. 2019 May; 34(5): 509-520. doi: 10.1007/s10654-018-0463-z. IF: 6.529
- Gonzalez-Farre B, Ramis-Zaldivar JE, Salmeron-Villalobos J, Balagué O, Celis V, Verdu-Amoros J, Nadeu F, Sábado C, Ferrández A, Garrido M, García-Bragado F, de la Maya MD, Vagace JM, Panizo CM, Astigarraga I, Andrés M, Jaffe ES, Campo E, Salaverria I. Burkitt-like lymphoma with 11q aberration: a germinal center-derived lymphoma genetically unrelated to Burkitt lymphoma. *Haematologica*. 2019 Sep; 104(9): 1822-1829. doi: 10.3324/haematol.2018.207928. IF: 7.57
- Moreno M, Castillo-Corullón S, Pérez-Ruiz E, Luna MC, Antón-Pacheco JL, Mondejar-Lopez P, De-la-Serna O, Villa JR, Osona B, Torres-Borrego J, Santiago-Burruchaga M,

4 scientific activity

Asensio O, Andres-Martin A, Delgado-Pecellin I, González Y, Palmero A, Escribano A. Spanish multicentre study on morbidity and pathogenicity of tracheal bronchus in children. *Pediatric Pulmonology*. 2019 Oct; 54(10): 1610-1616. doi: 10.1002/ppul.24435. IF:2.801

4. Morata-Alba J, Romero-Rubio MT, Castillo-Corullón S, Escribano-Montaner A. Respiratory morbidity, atopy and asthma at school age in preterm infants aged 32-35weeks. *European Journal of Pediatrics*. 2019 Jul; 178(7): 973-982. doi: 10.1007/s00431-019-03372-1. IF: 2.188

5. Muñoz-Bonet JI, López-Prats JL, Flor-Macián EM, Cantavella T, Domínguez A, Vidal Y, Brines J. Medical complications in a telemedicine home care programme for paediatric ventilated patients. *Journal of Telemedicine and Telecare*. 2019 Apr 25:1357633X19843761. doi: 10.1177/1357633X19843761. IF: 2.229

RESEARCH PROJECTS AND GRANTS FOR RESEARCH

Reference: COST Action BM1407

Title: Translational Research in primary ciliary dyskinesia – bench, bedside, and population perspectives (BEAT-PCD)

Principal Investigator: Antonio Moreno (Amparo Escribano Montaner as collaborating researcher)

Funding Body: European Commission

Duration: 2015-2019

Reference: PI16/O1233

Title: *Caracterización molecular de la discinesia ciliar primaria*

Principal Investigator: Antonio Moreno (Amparo Escribano Montaner as collaborating researcher)

Funding Body: *Instituto de Salud Carlos III*

Beneficiary Institution: *Fundación de Investigación Vall d'Hebrón*

Duration: 2017-2019

Total budget: €110.715

Department of Pharmacy

Strategic aims

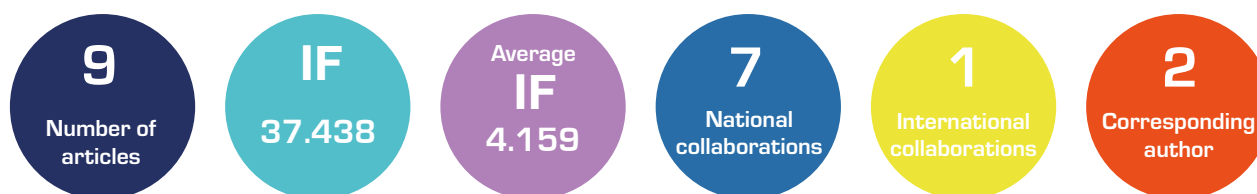
- Implementation of a new therapeutical drug monitoring system in a clinical analytical laboratory for pharmacokinetic control of antibiotic, antifungal and antineoplastic agents in the hospitalized patient, with the aim of optimal and rational use of pharmacological treatment
- Study of pharmacokinetics of caspofungin in patients under hemodiafiltration. Study approved by the *Agencia Española del Medicamento y Productos Sanitarios* with code MER-CAS-2013-01
- Observational Study of population pharmacokinetic model of voriconazole in allogeneic stem cell transplantation. Study approved by the *Agencia Española del medicamento y Productos Sanitarios* with code CSV-VOR-2014-01
- Study of pharmacokinetics of Ceftolozane in critical patients. Study pending of approval by the *Agencia Española del Medicamento y Productos Sanitarios* with code CEFT-TCRR-2017
- Study of Physico-chemical stability of a new mycophenolate mofetil intravenous solution in polypropilene infusion bag at different storage conditions
- Study of Physico-chemical stability of a new ophthalmic eyedrop formulation at different storage conditions

Main lines of research

- Implementation of a new therapeutical drug monitoring system in a clinical analytical laboratory for pharmacokinetic control of antibiotic, antifungal and antineoplastic agents in the hospitalized patient, with the aim of optimal and rational use of pharmacological treatment
- Study of pharmacokinetics of caspofungin in patients under hemodiafiltration. Study approved by the *Agencia Española del Medicamento y Productos Sanitarios* with code MER-CAS-2013-01
- Observational Study of population pharmacokinetic model of voriconazole in allogeneic stem cell transplantation. Study approved by the *Agencia Española del medicamento y Productos Sanitarios* with code CSV-VOR-2014-01
- Study of pharmacokinetics of Ceftolozane in critical patients. Study pending of approval by the *Agencia Española del Medicamento y Productos Sanitarios* with code CEFT-TCRR-2017

- Study of Physico-chemical stability of a new mycophenolate mofetil intravenous solution in polypropilene infusion bag at different storage conditions
- Study of Physico-chemical stability of a new ophthalmic eyedrop formulation at different storage conditions
- Dosing of caspofungin based on a pharmacokinetic/pharmacodynamic index for the treatment of invasive fungal infections in critically ill patients on continuous venovenous haemodiafiltration
- Cost effectiveness analysis of direct-acting antiviral therapy for treatment-of patients with chronic HCV infection

PUBLICATIONS



SELECTED PUBLICATIONS

1. Jones C, Bisserier M, Bueno-Beti C, Bonnet G, Neves-Zaph S, Lee SY, Milara J, Dorfmueller P, Humbert M, Leopold JA, Hadri L, Hajjar RJ, Sassi Y. A novel secreted-cAMP pathway inhibits pulmonary hypertension via a feed-forward mechanism. *Cardiovascular Research*. 2019 Sep 14. pii: cvz244. doi: 10.1093/cvr/cvz244. IF: 7.014
2. Ballester B, Milara J, Cortijo J. Mucins as a new frontier in pulmonary fibrosis. *Journal of Clinical Medicine*. 2019 Sep 11; 8(9). pii: E1447. doi: 10.3390/jcm8091447. IF: 5.688
3. Carbonell N, Aguilar G, Ferriols R, Huerta R, Ferreres J, Calabuig M, Juan M, Ezquer C, Colomina J, Blasco ML. Ceftolozane pharmacokinetics in a septic critically ill patient under different extracorporeal replacement therapies. *Antimicrobial Agents and Chemotherapy*. 2019 Dec 20; 64(1). pii: e01782-19. doi: 10.1128/AAC.01782-19. IF: 4.715
4. Aguilar G, Ferriols R, Martínez-Castro S, Ezquer C, Pastor E, Carbonell JA, Alós M, Navarro D. Optimizing ceftolozane-tazobactam dosage in critically ill patients during continuous venovenous hemodiafiltration. *Critical Care*. 2019 Apr 26; 23(1): 145. doi: 10.1186/s13054-019-2434-5. IF: 6.959
5. Guglieri-Lopez B, Perez-Pitarch A, Garcia-Cadenas I, Gimenez E, Barba P, Rabella N, Hernandez-Boluda JC, Fox L, Valcarcel D, Esquirol A, Ferriols-Lisart R, Sierra J, Solano C, Navarro D, Martino R, Piñana JL. Effect of sirolimus exposure on the need for preemptive antiviral therapy for cytomegalovirus infection after allogeneic hematopoietic stem cell transplantation. *Biology of Blood and Marrow Transplantation*. 2019 May; 25(5): 1022-1030. doi: 10.1016/j.bbmt.2019.01.012. IF: 3.599

THESIS

Thesis title: *Análisis de la relación coste-efectividad del tratamiento con azacitidina en pacientes con síndrome mielodisplásico en el Hospital Clínico Universitario de Valencia*

Doctoral candidate: Teresa Torrecilla Junyent

Director(s): Manuel Alós Almiñana, María Del Mar Tormo Díaz, Julio Cortijo Gimeno

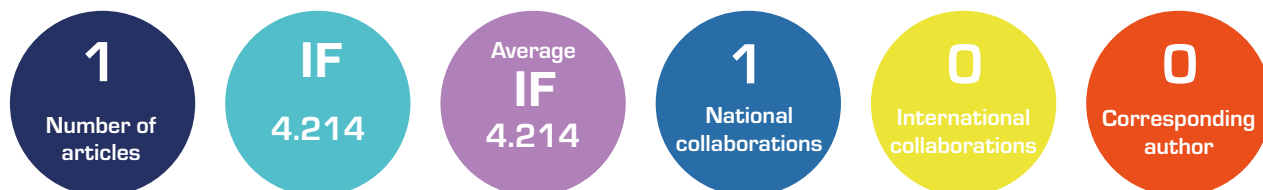
Date of the defense: 12/06/2019

Grade: *Sobresaliente "cum laude"*

4 scientific activity

Department of Pneumology

PUBLICATIONS

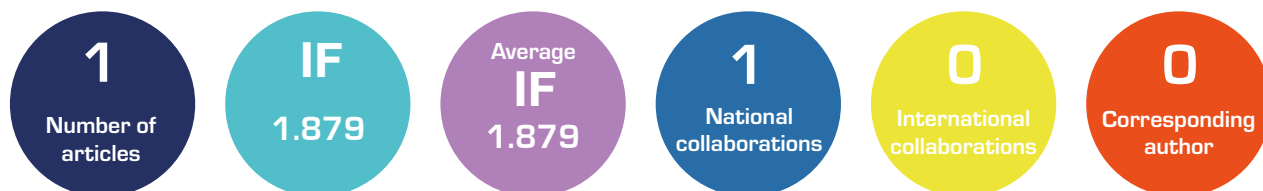


SELECTED PUBLICATIONS

1. Scheelje Carabelli T, Esteban Ronda V, Hernández Moreno K. Nocardia otitidiscaviarum infection in an immunocompetent patient. Archivos de Bronconeumología. 2019 Jan; 55(1): 59-60. doi: 10.1016/j.arbres.2018.03.020. IF: 4.214

Department of Preventive Medicine

PUBLICATIONS



SELECTED PUBLICATIONS

1. Pérez-Ros P, Martínez-Arnau FM, Orti-Lucas RM, Tarazona-Santabalbina FJ. A predictive model of isolated and recurrent falls in functionally independent community-dwelling older adults. Brazilian Journal of Physical Therapy. 2019 Jan - Feb; 23(1): 19-26. doi: 10.1016/j.bjpt.2018.05.005. IF: 1.879

THESIS

Thesis title: *Estudio epidemiológico de probabilidades y predictores entre distintos estadios de uso de sustancias y desarrollo de comorbilidad psiquiátrica a nivel poblacional en EEUU*

Doctoral candidate: Ludwing Flórez Salamanca

Director(s): Carmen Sáiz Sánchez

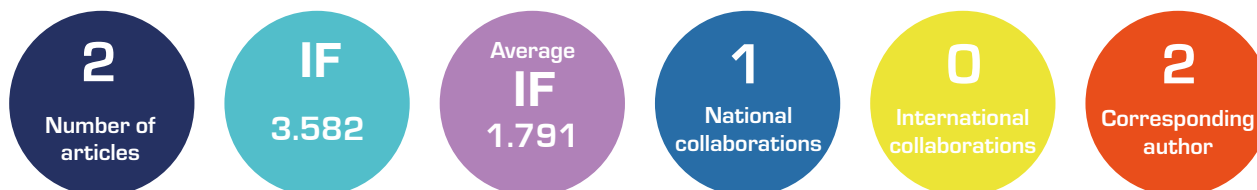
Date of the defense: 08/11/2019

Grade: *Sobresaliente "cum laude"*

Quality recognition/Award: European PhD

Department of Psychiatry

PUBLICATIONS



SELECTED PUBLICATIONS

1. Ballester-Gracia I, Pérez-Almarcha M, Galvez-Llompart A, Hernandez-Viadel M. Use of long acting injectable aripiprazole before and through pregnancy in bipolar disorder: a case report. *BMC Pharmacology & Toxicology*. 2019 Aug 28; 20(1): 52. doi: 10.1186/s40360-019-0330-x. IF: 2.103
2. Rojo-Moreno J, Rojo-Valdemoro C, Santolaya-Ochando F. Royal Eschizophilia. Genealogical delusion or Mignon delusion as a pathoplastic realization. *Actas Españolas de Psiquiatría*. 2019 Nov; 47(6): 247-52. Epub 2019 Nov 1. IF:1.479

THESIS

Thesis title: *Internacionalización y posicionamiento contemporáneo de la psicología española a través de las revistas españolas. El papel del Colegio de Psicólogos*

Doctoral candidate: Macarena Tortosa Pérez

Director(s): Francisco Tortosa Gil, Francisco José Santolaya Ochando

Date of the defense: 20/12/2019

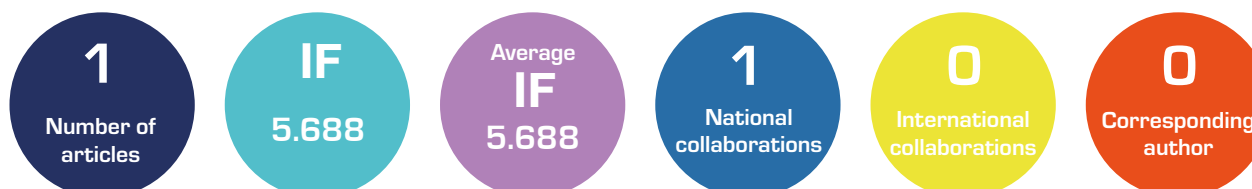
Grade: *Sobresaliente "cum laude"*

Department of Radiologic Diagnosis

Main lines of research

- To participate in clinical trials with Hematology and Oncology Departments by performing CT and / or biopsies to check inclusion of patients in new chemotherapy treatments
- To evaluate cerebral reperfusion syndrome after treatment of carotid stenosis by stent
- To study gastric pre-oesophagectomy conditioning to reduce the incidence of dehiscence of sutured anastomoses

PUBLICATIONS



4 scientific activity

SELECTED PUBLICATIONS

1. Rodriguez BJ, Córdoba GD, Aranda AG, Álvarez M, Vicioso L, Pérez CL, Hernando C, Bermejo B, Parreño AJ, Lluch A, Ryder MB, Jones FS, Fredebohm J, Holtrup F, Queipo-Ortuño MI, Alba E. Detection of TP53 and PIK3CA mutations in circulating tumor DNA using next-generation sequencing in the screening process for early breast cancer diagnosis. *Journal of Clinical Medicine*. 2019 Aug 7; 8(8). pii: E1183. doi: 10.3390/jcm8081183. IF: 5.688

Thesis title: Developing preclinical devices for neuroscience research in the fields of animal tracking, fMRI acquisition, and 3d histology cutting

Doctoral candidate: Darío Rubén Quiñones Colomer

Director(s): David Moratal Pérez, Santiago Canals Gamonedá

Date of the defense: 20/02/2019

Grade: *Sobresaliente "cum laude"*

Quality recognition/Award: European PhD

THESIS

Thesis title: *El error diagnóstico en radiología. Análisis de variables explicativas*

Doctoral candidate: Fernando Facal de Castro

Director(s): Delfina Dualde Beltrán, Estanislao Arana Fernández de Moya

Date of the defense: 18/01/2019

Grade: *Sobresaliente "cum laude"*

Thesis title: Radiomics for diagnosis and assessing brain diseases: an approach based on texture analysis on magnetic resonance imaging

Doctoral candidate: Rafael Ortiz Ramón

Director(s): David Moratal Pérez

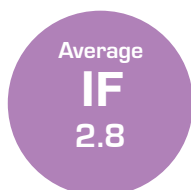
Date of the defense: 01/03/2019

Grade: *Sobresaliente "cum laude"*

Quality recognition/Award: European PhD

Department of Radiology

PUBLICATIONS

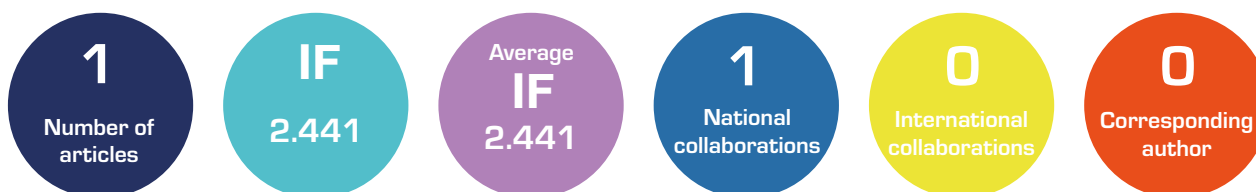


SELECTED PUBLICATIONS

1. Nersesyan N, Arnold S, Krieg P. Susceptibility-weighted imaging findings in patients suffering from migraine with aura. *Clinical Neuroradiology*. 2019 Dec; 29(4): 783-785. doi: 10.1007/s00062-019-00775-3. IF: 2.8

Department of Radiotherapy

PUBLICATIONS

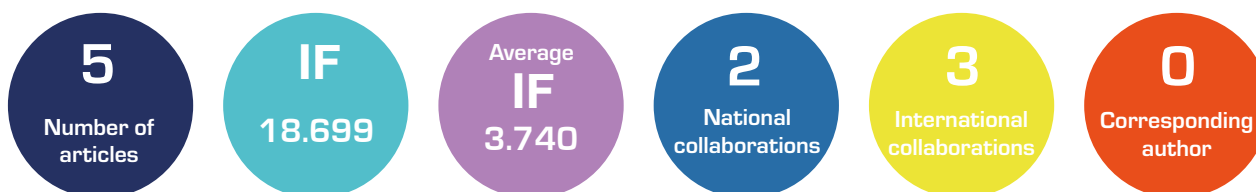


SELECTED PUBLICATIONS

1. Ferrero VT, Oset MM, Masferrer JP, Pardo EH, Sorolla EJ, Largo SC; PrevaDIOR Study Group. Prevalence and characterization of breakthrough pain in cancer patients with proctalgia treated with 3D pelvic radiotherapy. *Clinical & Translational Oncology*. 2019 Dec; 21(12): 1707-1711. doi: 10.1007/s12094-019-02102-1. IF: 2.441

Teaching and Dissemination of Knowledge Unit

PUBLICATIONS



SELECTED PUBLICATIONS

1. Díaz-Gutiérrez J, Ruiz-Estigarribia L, Bes-Rastrollo M, Ruiz-Canela M, Martín-Moreno JM, Martínez-González MA. The role of lifestyle behaviour on the risk of hypertension in the SUN cohort: the hypertension preventive score. *Preventive Medicine*. 2019 Jun; 123: 171-178. doi: 10.1016/j.ypmed.2019.03.026. Epub 2019 Mar 19. IF: 3.449
2. Rodríguez-Sánchez I, García-Esquinas E, Mesas AE, Martín-Moreno JM, Rodríguez-Mañas L, Rodríguez-Artalejo F. Frequency, intensity and localization of pain as risk factors for frailty in older adults. *Age and Ageing*. 2019 Jan 1; 48(1):74-80. doi: 10.1093/ageing/afy163. IF: 4.511
3. Mendonça RD, Carvalho NC, Martín-Moreno JM, Pimenta AM, Lopes ACS, Gea A, Martínez-González MA, Bes-Rastrollo M. Total polyphenol intake, polyphenol subtypes and incidence of cardiovascular disease: The SUN cohort study. *Nutrition, Metabolism, and Cardiovascular Diseases*. 2019 Jan; 29(1): 69-78. doi: 10.1016/j.numecd.2018.09.012. IF: 3.34
4. Muñoz-García MI, Martínez-González MA, Martín-Moreno JM, Razquin C, Cervantes S, Guillén-Grima F, Toledo E. Sugar-sweetened and artificially-sweetened beverages and changes in cognitive function in the SUN project. *Nutritional Neuroscience*. 2019 Feb 22: 1-9. doi: 10.1080/1028415X.2019.1580919. IF: 3.95

4 scientific activity

Department of Thoracic Surgery

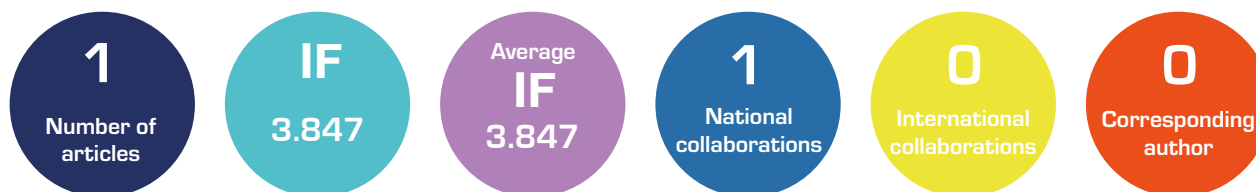
Strategic aims

- Tracheal tissue bioengineering

Main lines of research

- Tracheal tissue bioengineering
- Rare diseases
- Endoscopic VATS resections
- Fast track pulmonary surgery and ERAS project

PUBLICATIONS



SELECTED PUBLICATIONS

1. Muñoz Fos A, Cosano J, Wins R, Galán G. Tracheobronchoplasty after a trial with a silicone Y-stent in a patient with Mounier-Kuhn syndrome. *European Journal of Cardio-thoracic Surgery*. 2019 Nov 20. pii: ezz317. doi: 10.1093/ejcts/ezz317. IF: 3.847

RESEARCH PROJECTS AND GRANTS FOR RESEARCH

Reference: PROMETEO/2017/023

Title: *Modulación del eje óxido nítrico-guanilato ciclasa soluble-GMPC como nueva diana farmacológica para el tratamiento del asma y la enfermedad pulmonar obstructiva crónica (EPOC)*

Principal Investigator: Julio Cortijo Gimeno (Genaro Galán Gil as collaborating researcher)

Funding body: *Conselleria de Educación, Investigación, Cultura y Deporte*

Beneficiary institution: *Universidad de Valencia*

Duration: 2017-2021

Total budget: €315.728

Department of Traumatology and Orthopedic Surgery


Strategic aims

- Non-invasive image in orthopedics
- Mechanisms of inflammation and oxidative stress in bone pathologies
- New systems of fixation of prostheses applied to Traumatology

Main lines of research

- Cellular oxidative stress and its relationship with idiopathic femoral osteonecrosis
- Sequentiality of muscle contraction: importance in early detection of lumbopelvic, cervical and shoulder girdle dysfunction
- Diagnosis and monitoring of the diabetic foot using infrared thermography
- Cellular mechanisms to regulate inflammatory response in chronic inflammatory diseases
- Protection strategies against osteoarticular deterioration
- Robotics for precision in orthopedic reconstructive surgery
- Rehabilitation to improve outcomes after total knee arthroplasty prospective randomized study
- Local mechanical stimulation of mesenchymal cells for osteogenic and chondrogenic differentiation in regenerative medicine

PUBLICATIONS



SELECTED PUBLICATIONS

1. Ramirez-Villaescusa J, López-Torres Hidalgo J, Martín-Benlloch A, Ruiz-Picazo D, Gomar-Sancho F. Risk factors related to adjacent segment degeneration: retrospective observational cohort study and survivorship analysis of adjacent unfused segments. *British Journal of Neurosurgery*. 2019 Feb; 33(1): 17-24. doi: 10.1080/02688697.2018.1523365. IF: 1.481
2. Moraleda L, Bravo C, Forriol F, Albiñana J. Does orientation of the femoral head affect acetabular development?. An experimental study in lamb. *Journal of Pediatric Orthopedics*. 2019 Sep; 39(8): 416-421. doi: 10.1097/BPO.0000000000000974. IF: 2.046
3. Prieto-Alhambra D, Moral-Cuesta D, Palmer A, Aguado-Maestro I, Bardaji MFB, Brañas F, Bueno GA, Caeiro-Rey JR, Cano IA, Barres-Carsi M, Delgado LG, Salomó-

Domènech M, Etxebarria-Foronda I, Ferrer BL, Mills S, Herrando LE, Mifsut D, Evangelista LDR, Nogués X, Perez-Coto I, Blasco JM, Martín-Hernández C, Kessel H, Serra JT, Solís JR, Suau OT, Vaquero-Cervino E, Hernández CP, Mañas LR, Herrera A, Díez-Perez A. The impact of hip fracture on health-related quality of life and activities of daily living: the SPARE-HIP prospective cohort study. *Archives of Osteoporosis*. 2019 May 29; 14(1): 56. doi: 10.1007/s11657-019-0607-0. IF: 2.469

RESEARCH PROJECTS AND GRANTS FOR RESEARCH

Reference: DTS18/00177

Title: *Desarrollo de un nuevo sistema de fijación intramedular para implantes (prótesis, clavos para fracturas y exoprótesis)*

4 scientific activity

Principal Investigator: Antonio Silvestre Muñoz

Funding Body: Instituto de Salud Carlos III

Beneficiary Institution: Fundación Investigación Hospital Clínico Universitario de Valencia

Duration: 2019-2021

Total budget: €99.500

Reference: SAF2017-85806-R

Title: Mecanismos reguladores de la inflamación y su resolución en enfermedades crónicas articulares y de la piel

Principal Investigator: M^a Carmen Montesinos Mezquita, M^a Luisa Ferrándiz Manglano (Antonio Silvestre Muñoz as collaborating researcher)

Funding Body: Ministerio de Economía y Competitividad

Beneficiary Institution: Universidad de Valencia

Duration: 2018-2020

Total budget: €182.246

Reference: INVAL10/18/017

Title: Validación mecánica inicial de un nuevo sistema de fijación intramedular para prótesis e internacionalización de la patente

Principal Investigator: José Albelda Vitoria (Antonio Silvestre Muñoz as collaborating researcher)

Funding Body: Agencia Valenciana de la Innovación-AVI Generalitat Valenciana

Beneficiary Institution: Universidad Politécnica de Valencia

Duration: 2018-2019

Total budget: €60.549

THESIS

Thesis title: Comparativa de los resultados clínicos y biomecánicos del tratamiento de la patología de la porción larga del bíceps braquial: tenotomía o tenodesis

Doctoral candidate: José Emmanuel García Rellán

Director(s): Francisco Gomar Sancho

Date of the defense: 09/03/2019

Grade: Sobresaliente "cum laude"

Department of Urology

Strategic aims

- Study the use of metabolics in urine and tissue in patients with prostate cancer
- Study the use of perform biopsy liquid in bladder cancer using digital PCR

Main lines of research

- Usefulness of metabolomic analysis in the diagnosis and prognosis of prostate cancer: it involves performing a metabolomic analysis of urine and prostate tissue in patients with prostate cancer. The purpose is to define a metabolomic profile that allows establishing a diagnostic suspicion after urinalysis, as well as evaluating the metabolomic profile of prostate tumor tissue. In addition to evaluating its diagnostic utility, its prognostic capacity will be evaluated in patients with prostate cancer
- Liquid biopsy in bladder cancer. The aim is to detect the presence of a certain genetic profile in patients with bladder cancer and to see its diagnostic correlation, as well as the correlation with grade and stage. Preliminary analysis

PUBLICATIONS



SELECTED PUBLICATIONS

1. Lloret-Durá MA, Panach-Navarrete J, Martínez-Jabaloyas JM, Valls-González L, Cózar-Olmo JM, Miñana-López B, Gómez-Veiga F, Rodríguez-Antolín A; Grupo Español de Cáncer de Próstata. Factors related to early castration resistance in metastatic prostate cancer: Results from the National Prostate Cancer Registry in Spain. *Actas Urológicas Españolas*. 2019 Dec; 43(10): 562-567. doi: 10.1016/j.acuro.2019.04.001. IF: 1.136
2. Panach-Navarrete J, Morales-Giraldo A, Ferrandis-Cortés C, García-Morata F, Pastor-Lence JC, Martínez-Jabaloyas JM. Is there a relationship between varicocele and testosterone levels?. *Aging Male*. 2019 May 9: 1-7. doi: 10.1080/13685538.2018.1550745. IF: 2.5
3. Medina-González M, Panach-Navarrete J, Valls-González L, Castelló-Porcar A, Martínez-Jabaloyas JM. Laparoscopic nephroureterectomy as treatment in obstructed hemivagina and ipsilateral renal agenesis (OHVIRA) síndrome. *International Brazilian Journal of Urology*. 2019 Sep-Oct; 45(5): 1076-1077. doi: 10.1590/S1677-5538.IBJU.2018.0430. IF: 1.046
4. Panach-Navarrete J, Medina-González M, Alarcón-Molero L, Sánchez-Cano E, Pastor-Hernández F, Martínez-Jabaloyas JM. Renal papillary necrosis, an endoscopic visión. *Scandinavian Journal of Urology*. 2019 Oct; 53(5): 361-363. doi: 10.1080/21681805.2019.1610495. IF: 1.401
5. March-Villalba JA, Ramos-Soler D, Soriano-Sarrió P, Hervás-Marín D, Martínez-García L, Martínez-Jabaloyas JM. Immunohistochemical expression of Ki-67, Cyclin D1, p16INK4a, and Survivin as a predictive tool for recurrence and progression-free survival in papillary urothelial bladder cancer pTa / pT1 G2 (WHO 1973). *Urologic Oncology*. 2019 Feb; 37(2): 158-165. doi: 10.1016/j.urolonc.2018.10.005. IF: 2.863

4 scientific activity

4.5 Other scientific contributions from scientific platforms

4.5.1 Biobank

Principal Investigator

Antonio Ferrández Izquierdo. Hospital. University

Collaborating researchers

Lorena Peiró Chova. INCLIVA

Technicians

Olga Bahamonde Ponce. INCLIVA

Marta Belda Moscardó. INCLIVA

Ángela Bañuls Alemany. INCLIVA

Contact

biobanco@incliva.es

ACTIVITIES DEVELOPED

Incorporation of samples in pre-existing collections within the biobank regime:

Oncological Node:

- Collection of solid tumors: 111 sample donations
- Collection of peripheral blood and derivative products in patients suffering from breast cancer: 185 new sample donations
- Collections of peripheral blood and derivative products in patients suffering from lung cancer: 252 new sample donations
- Collection of peripheral blood and derivative products in patients suffering from melanoma: 5 new sample donations
- Collection of peripheral blood and derivative products in patients suffering from gastrointestinal cancer (including cases of TFK project): 930 new sample donations
- Collection of peripheral blood and derivative products in patients suffering from head and neck tumors: 276 new sample donations
- Collections of peripheral blood and derivative products in patients suffering from brain tumors: 3 new sample donations
- Collections of peripheral blood and derivative products in patients suffering from gynecological tumors (including cases of Aurk-Seom project): 33 new sample donations

Immunological Diseases Node:

- Collection of peripheral blood and derivative products in patients suffering from Systemic Lupus Erythematosus or other autoimmune diseases: 34 new sample donations

Cardiovascular Node:

- Collection of peripheral blood and derivative products and

urine in patients suffering from Hyperaldosteronism: 13 sample donations

- Collection of peripheral blood and derivative products in patients suffering from heart failure (including cases of Acute heart failure collection): 13 new sample donations

Other collections:

- Collection of peripheral blood and derivative products in patients suffering from sepsis gravis and septic shock (including cases sepsis from internal medicine service): 90 new sample donations
- Collection of peripheral blood and derivative products in patients suffering from Multiple Esclerosis: no new cases
- Collection of peripheral blood and derivative products in standard population (including cases of Obenoutec subcollection): 67 new sample donations

Incorporation of new collections within the biobank regime in 2019:

- Acute heart failure: new Collection of peripheral blood and derivative products and urine from the cardiovascular node
- Sepsis: new Collection of peripheral blood and derivative products in patients with sepsis from Internal Medicine Service
- Aurk-Seom project: new SubCollection of peripheral blood and derivative products in patients suffering from breast cancer and gynecological tumors
- TFK project: new SubCollection of peripheral blood and derivative products and tissue in patients suffering from gastric cancer
- Obenoutec: new SubCollection of peripheral blood and deriva-

tive products and urine from standard population with a BMI greater than 28

- Endocrinology Node: new Node that will include peripheral blood and derivative products and urine in patients suffering from endocrine diseases

In summary, 2013 new sample donations have been received, 8333 samples have been processed and 41619 aliquots have been stored in 2019 at INCLIVA Biobank facilities from collections within biobank regime.

In addition, the Biobank has surplus diagnostic samples from the HCUV Pathology and Hematology services that may be used in research provided they have the corresponding Biobank Informed Consent.

Incorporation of samples in pre-existing collections outside the biobank regime in 2019. The collections are outside the organizational structure of the biobank that are generated in the scope of projects and/or private clinical trials. The biobank manages the storage and custody of the samples, as well as the processing of the same in some cases.

- MAMI Study: temporary custody of samples for the project: ERC-European Research Council, Horizon 2020 Program: European Project MAMI, the power of maternal microbes for infant health. ERC Starting Grant ref. 639226 (Finished project)
- Optimbioma Study: temporary custody of samples for the project: Optimization of antibiotic treatment in hematopoietic allotransplant recipients: impact on intestinal microbiota and clinical outcomes. PI16/02010: 56 sample donations (Finished project)
- Study of immunity in breast cancer and Olaparib: collaboration and delivery of SP tubes (original sample) to the project: Role of tumor heterogeneity and dynamic reprogramming of the tumor cell in resistance to anti-HER2 antibodies in HER2 positive breast cancer. PI15/01617; PI15/00146. 13 new sample donations
- Amadix Study: processing, conservation and shipment of processed samples for the PancreaDIX study: study for the development and validation of a genetic fingerprint for the diagnosis of pancreatic cancer and precursor lesions. AMD-CPA-2016-01: 6 new cases
- Cronotrial Study: processing, conservation and shipment of processed samples for the study: Exploratory study for the determination of ctDNA in blood samples of patients treated for breast cancer in follow-up and without evidence of recurrence. 17 new cases

- Renas Study: processing, conservation and shipment of processed samples for the study: Effect of CPAP on the deterioration of renal function in early stages of chronic kidney disease. 195/2015: 7 new cases
- Rolando Study: processing, conservation and shipment of processed samples for translational study within the framework of the ROLANDO trial: Multicenter and uncontrolled phase II clinical trial to evaluate the safety and efficacy of the combination of Olaparib and Pegylated Liposomal Doxorubicin (DLP) in patients with peritoneal carcinoma primary ovarian and resistant platinum fallopian tubes. GEICO-1601 ROLANDO: 21 new cases

Incorporation of new collections outside the biobank regime in 2019:

- I-Prove O2 Study: storage and custody of the samples for the study: Reduction of postoperative complications and hospital stay with an individualized perioperative strategy of pulmonary protection ventilation. A comparative, prospective, multicenter, randomized and controlled study. IPROVED2. NCT02158923: 10 boxes (Finished project)
- Gen-Sep Study: storage and custody of the samples for the study: *Variantes en genes involucrados en la respuesta inflamatoria y su asociación con la susceptibilidad y evolución de la sepsis, neumonía grave y ards*: 2 boxes (Finished project)
- LEGACy Project: processing, conservation and shipment of processed samples for this project: 10 cases
- Clinical Trial IO102-012: processing and shipment of processed samples for this clinical trial: 27 sample donations
- Cardiology-Oncology Project: processing, conservation and shipment of processed samples for the project: Bioinformatic approach for understanding cancer and its relationship to cardiovascular diseases: In search of new targets: no sample donations in 2019
- ROTATE-3 Study: processing, conservation and shipment of processed samples for this clinical trial: no sample donations in 2019

In summary, 233 new sample donations have been received, 1573 samples have been processed and 2481 aliquots have been stored aliquots in 2019 at INCLIVA Biobank facilities from studies outside biobank regime.

Also, 1046 aliquots have been transferred for these projects and/or private clinical trials.

4 scientific activity

Transfer of samples

Project	Ref./Agency	Principal Researcher /Institution	Samples
<p>BBI_10/2018</p> <p><i>Kit multiplex para la detección simultánea de biomarcadores de diagnóstico y pronóstico de sepsis y shock séptico por espectrometría de masas</i></p>	<p>DTS17/00132, <i>Ministerio de Economía y Competitividad</i></p>	<p>Federico Pallardó Calatayud, UV</p>	<p>Collection sepsis gravis and septic shock: 66 plasma aliquots and 34 DNA aliquots.</p> <p>Standard population: 10 DNA aliquots</p>
<p>BBI_11/2018</p> <p>Etiology of lung cancer in never smokers and special exposure cohorts</p>		<p>María Teresa Landi, National Cancer Institute, National Institutes of Health</p>	<p>Lung cancer: 4 DNA aliquots, 9 human FFPE tissues slides and 4 human OCT tissues slides</p>
<p>BBI_12/2018</p> <p><i>Identificación y análisis de biomarcadores de imagen y circulantes con valor pronóstico y predictor de respuesta en pacientes con carcinoma epidermoide de cabeza y cuello</i></p>		<p>Gema Bruixola, HCUV/ INCLIVA</p>	<p>Head and neck tumors: 24 plasma aliquots</p>
<p>BBI_13/2018</p> <p><i>Mecanismos moleculares implicados en la citotoxicidad mediada por histonas circulantes: papel de la endocitosis y la autofagia</i></p>	<p><i>Generalitat Valenciana</i></p>	<p>Carlos Romá, UV</p>	<p>Collection sepsis gravis and septic shock: 40 plasma aliquots.</p> <p>Standard population: 15 plasma aliquots.</p> <p>Systemic Lupus Erythematosus: 15 plasma aliquots</p>
<p>BBI_14/2018</p> <p><i>Seguimiento de mujeres con alto riesgo a padecer cáncer de mama mediante marcadores circulantes y diagnóstico por imagen</i></p>		<p>Ana Lluch, HCUV</p>	<p>Breast cancer: 29 DNA aliquots</p>

scientific activity 4

BBI_01/2019 <i>Perfil de microARNs exosomales y su valor pronóstico a largo plazo en el lupus eritematoso sistémico. Asociación con marcadores establecidos de daño renal</i>	<i>Instituto de Salud Carlos III</i>	Raquel Cortés, INCLIVA	Systemic Lupus Erythematosus or other autoimmune diseases: 772 plasma and serum aliquots, 44 RNA aliquots. Standard population: 57 plasma and serum aliquots, 10 RNA aliquots
BBI_02/2019 <i>Detección en biopsia líquida del efecto de las fuerzas mecánicas en el cáncer a través de mutaciones implicadas en remodelación del citoesqueleto</i>	10-FISICMUTAONC-NOGUERA-CERVANTES-2017-B , VLC-Bioclínica SUBPROGRAMA B	Rosa Noguera Salvá, UV	Gastrointestinal tumors: 12 DNA aliquots
BBI_03/2019 <i>Estudio para la definición y validación de un perfil de expresión génica para la clasificación de riesgo en pacientes con cáncer de mama con el sistema HTG EdgeSeq</i>	IVO-LBM-2017-01, <i>Fundación Instituto Valenciano de Oncología y HTG Molecular Diagnostics</i>	Jose Antonio López-Guerrero, Instituto Valenciano de Oncología (IVO)	Breast cancer: 147 human FFPE tissues slides
BBI_04/2019 <i>Análisis del papel de la vía p53-Aurora kinasa como potenciales biomarcadores predictivos y dianas terapéuticas en cáncer de mama triple negativo</i>	<i>Fundación Mutua Madrileña</i>	Begoña Pineda, INCLIVA	Without transfer of samples
BBI_05/2019 <i>Análisis de marcadores diagnósticos del adenocarcinoma ductal de páncreas en muestras tumorales y su expresión en biopsia líquida</i>	<i>Asociación Española Contra el Cáncer (AECC)</i>	Luis Muñoz Bellvís, Hospital Clínico de Salamanca/Universidad de Salamanca e IBSAL	Pancreatic cancer: 7 serum aliquots and 7 FFPE blocks
BBI_06/2019 <i>Utilidad de la biopsia líquida y organoides en el manejo y tratamiento de adenocarcinoma de páncreas: hacia una Medicina de Precisión</i>	<i>Fundación Mutua Madrileña</i>	Maidier Ibarrola, INCLIVA	Pancreatic cancer: 188 plasma aliquots

4 scientific activity

BBI_07/2019 Personalized circulating tumor DNA analysis to monitor colorectal cancer	V1.0 dated 10.06.2017, Natera Inc	Andrés Cervantes, HCUV/INCLIVA	Gastrointestinal tumors: 2519 plasma aliquots, 68 DNA aliquots and 1428 and human FFPE tissues slides. Total: 4015
BBI_08/2019 (addendum to the project BBI_03/2016) <i>Enfermedad mínima residual en cánceres colorrectales de alto riesgo resecaados. Valor de las biopsias líquidas en el seguimiento y análisis de la heterogeneidad tumoral</i>	PI15/02180, Instituto de Salud Carlos III	Andrés Cervantes, HCUV/INCLIVA	Gastrointestinal tumors: 1040 plasma aliquots and 158 DNA aliquots
BBI_09/2019 <i>Medicina personalizada en pacientes con cáncer colorrectal localizado: abordaje multiómico de la Enfermedad Mínima Residual en Biopsia líquida y modelos de organoides</i>	PI18/01909, Instituto de Salud Carlos III	Andrés Cervantes, HCUV/INCLIVA	Gastrointestinal tumors: 1401 plasma aliquots and 4 DNA aliquots
BBI_10/2019 Interaction between cancer cells and their microenvironment during metastatic dissemination and its impact on resistance to chemotherapy	CP16/00151, Instituto de Salud Carlos III	Alex Calón, Instituto Hospital del Mar de Investigaciones Médicas	Gastrointestinal tumors: 76 serum aliquots. Standard population: 10 serum aliquots
BBI_11/2019 Metabolic and epigenetic reprogramming mediated by NNMT during epithelial to mesenchymal transition: molecular mechanisms and clinical impact in lung cancer	SAF2017-85352-R, Ministerio de Economía, Industria y Competitividad	Julián Carretero Asunción, UV	Lung cancer: 14 serum aliquots and 14 human FFPE tissues slides

In summary, 7199 aliquots were transferred in 2019.

RESEARCH PROJECTS AND GRANTS FOR RESEARCH

Reference: PT17/0005/0017

Title: Biobank Network

Principal Investigator: Josep Redón i Mas

Funding body: Instituto de Salud Carlos III

Beneficiary institution: Fundación Investigación Hospital Clínico Universitario de Valencia

Duration: 2018-2020

Total budget: 104.775€

PUBLICATIONS

Note that these are 2019 scientific articles derived from the use of samples or services provided by the biobank.

Original articles

- Martínez MT, Oltra SS, Peña-Chilet M, Alonso E, Hernando C, Burgues O, Chirivella I, Bermejo B, Lluch A, Ribas G. Breast cancer in very young patients in a spanish cohort: age as an independent bad prognostic indicator. *Breast Cancer*. 2019; 13: 1178223419828766. doi: 10.1177/1178223419828766. PMID: 30814839
- Muntasell A, Servitja S, Cabo M, Bermejo B, Pérez-Buira S, Rojo F, Costa-García M, Arpí O, Moraru M, Serrano L, Tusquets I, Martínez MT, Heredia G, Vera A, Martínez-García M, Soria L, Comerma L, Santana-Hernández S, Eroles P, Rovira A, Vilches C, Lluch A, Albanell J, López-Botet M. High numbers of circulating CD57+ NK cells associate with resistance to HER2-specific therapeutic antibodies in HER2+ primary breast cancer. *Cancer Immunology Research*. 2019; 7(8): 1280-1292. doi:10.1158/2326-6066.CIR-18-0896. PMID: 31189644
- Becker JH, Gao Y, Soucheray M, Pulido I, Kikuchi E, Rodríguez ML, Gandhi R, Lafuente-Sanchis A, Aupí M, Alcácer Fernández-Coronado J, Martín-Martorell P, Cremades A, Galbis-Caravajal JM, Alcácer J, Christensen CL, Simms P, Hess A, Asahina H, Kahle MP, Al-Shahrouf F, Borgia JA, Lahoz A, Insa A, Juan O, Jänne PA, Wong K, Carretero J, Shimamura T. CXCR7 reactivates ERK signaling to promote resistance to EGFR kinase inhibitors in NSCLC. *Cancer Research*. 2019; 79(17): 4439-4452. doi:10.1158/0008-5472.CAN-19-0024. PMID: 31273063
- Gimeno-Valiente F, Riffo-Campos ÁL, Vallet-Sánchez A, Siscar-Lewin S, Gambardella V, Tarazona N, Cervantes A, Franco L, Castillo J, López-Rodas G. ZNF518B gene up-regulation promotes dissemination of tumour cells and is governed by epigenetic mechanisms in colorectal cancer. *Scientific Reports*. 2019 Jun 27; 9(1): 9339. doi: 10.1038/s41598-019-45411-9. PMID: 31249328
- García-Mantrana I, Alcántara C, Selma-Royo M, Boix-Amorós A, Dzidic M, Gimeno-Alcañiz J, Úbeda-Sansano I, Sorribes-Monrabal I, Escuriet R, Gil-Raga F, Parra-Llorca A, Martínez-Costa C, Collado MC; MAMI team. MAMI: a birth cohort focused on maternal-infant microbiota during early life. *BMC Pediatrics*. 2019; 19(1): 140. doi: 10.1186/s12887-019-1502-y. PMID: 31053102
- Pineda B, Diaz-Lagares A, Pérez-Fidalgo JA, Burgués O, González-Barrallo I, Crujeiras AB, Sandoval J, Esteller M, Lluch A, Eroles P. A two-gene epigenetic signature for the prediction of response to neoadjuvant chemotherapy in triple-negative breast cancer patients. *Clinical Epigenetics*. 2019; 11(1): 33. doi: 10.1186/s13148-019-0626-0. PMID: 30786922
- Ragulan C, Eason K, Fontana E, Nyamundanda G, Tarazona N, Patil Y, Poudel P, Lawlor RT, Del Rio M, Koo SL, Tan WS, Sciafani F, Begum R, Teixeira Mendes LS, Martineau P, Scarpa A, Cervantes A, Tan IB, Cunningham D, Sadanandam A. Analytical validation of multiplex biomarker assay to stratify colorectal cancer into molecular subtypes. *Scientific Reports*. 2019; 9(1): 7665. doi: 10.1038/s41598-019-43492-0. PMID: 31113981
- Esteve-Socias M, Artiga MJ, Bahamonde O, Belar O, Bermudo R, Castro E, Escámez T, Fraga M, Jauregui-Mosquera L, Novoa I, Peiró-Chova L, Rejón JD, Ruiz-Miró M, Vieiro-Balo P, Villar-Campo V, Zazo S, Rábano A, Villena C. In search of an evidence-based strategy for quality assessment of human tissue samples: report of the tissue Biospecimen Research Working Group of the Spanish Biobank Network. *Journal of Translational Medicine*. 2019; 17(1): 370. doi: 10.1186/s12967-019-2124-8. PMID: 31718661
- Tarazona N, Gimeno-Valiente F, Gambardella V, Zuñiga S, Rentero-Garrido P, Huerta M, Roselló S, Martínez-Ciarpaglini C, Carbonell-Asins JA, Carrasco F, Ferrer-Martínez A, Bruixola G, Fleitas T, Martín J, Tébar-Martínez R, Moro D, Castillo J, Espí A, Roda D, Cervantes A. Targeted next-generation sequencing of circulating-tumor DNA for tracking minimal residual disease in localized colon cancer. *Annals of Oncology*. 2019; 30(11): 1804-1812. doi: 10.1093/annonc/mdz390. PMID: 31562764
- Gambardella V, Fleitas T, Tarazona N, Cejalvo JM, Gimeno-Valiente F, Martínez-Ciarpaglini C, Huerta M, Roselló S, Castillo J, Roda D, Cervantes A. Towards precision oncology for HER2 blockade in gastroesophageal adenocarcinoma. *Annals of Oncology*. 2019; 30(8): 1254-1264. doi:10.1093/annonc/mdz143. PMID: 31046106
- Martín I, Navarro B, Solano C, Calabuig M, Hernández-Boluda JC, Amat P, Remigia MJ, García F, Villamón E, Tormo M. Synergistic antioncogenic activity of azacitidine and curcumin in myeloid leukemia cell lines and patient

4 scientific activity

samples. *Anticancer Research*. 2019; 39(9): 4757-4766. doi:10.21873/anticancerres.13659. PMID: 31519576

12. Serrano A, Fuentes A, Ferrer Lores B, Lendinez V, Monzo C, Ivorra C, Ortiz M, García-Malo MD, Collado R, Lys MJ, Tormo M, Terol MJ, Navarro B, Chaves JF. Detection of immunoglobulin heavy chain gene clonality by high-throughput sequencing for minimal residual disease monitoring in chronic lymphocytic leukaemia. *Blood*. 2019; 134 (1): 1747. doi: 10.1182/blood-2019-129187
13. Fuentes A, Serrano A, Ferrer Lores B, Lendinez V, Monzo C, Ivorra C, Tormo M, Terol MJ, Navarro B, Chaves JF. Ighv mutational status by deep next generation sequencing refines ighv sanger sequencing classification in patients with chronic lymphocytic leukaemia. *Blood*. 2019; 134 (1): 3028. doi: 10.1182/blood-2019-129145
14. Martín I, Serrano A, Navarro B, Villamón E, Calabuig M, Hernandez Boluda JC, Chaves JF, Orts MI, Yagüe N, Amat P, Domingo F, Hernández Y, Coll P, Fuentes A, Seda E, García F, Muñoz A, Solano C, Tormo M. Impact of clinical features, cytogenetics, genetic mutations and methylation of CDKN2B and DLC-1 promoters on treatment response to azacitidine. *Blood*. 2019; 134 (1): 5412. doi: 10.1182/blood-2019-129019
15. Papaccio F, Gutierrez-Bravo MF, Cabeza-Segura M, Gambardella V, Huerta M, Martinez Ciarpaglini C, Rosello Keranen S, Gimeno-Valiente F, Fleitas T, Tarazona Llavero N, Roda D, Cervantes A, Castillo J. Development of a living organoid biobank derived from colorectal cancer patients: towards personalized medicine. *Annals of Oncology. Abstracts*. 2019; 30 (5): V240-V241. doi: 10.1093/annonc/mdz246.115
16. Papaccio F, Valiente FG, Gutierrez-Bravo MF, Cabeza-Segura M, Gambardella V, Huerta M, Martinez-Ciarpaglini C, Alfaro-Cervello C, Rentero-Garrido P, Zuniga-Trejos S, Rosello Keranen S, Fleitas T, Tarazona N, Roda Perez D, Cervantes A, Castillo J. CNAs concordance between CRC-PDOs and the original tissue reveals relevant oncogenic pathways alterations. *Annals of Oncology. Abstracts*. 2019; 30 (7): vii9. doi: 10.1093/annonc/mdz413.033

4.5.2 Oncology Phase I Oncology Clinical Trials Unit

Team

Investigators and doctors

Andres Cervantes Ruipérez. Hospital. University
 Susana Roselló Keranen. Hospital
 Desamparados Roda Pérez. Hospital
 Valentina Gambardella. Hospital
 Gema Bruixola Campos. Hospital
 Jose A. Pérez Fidalgo. Hospital
 Marisol Huerta Álvaro. Hospital
 Alba Inmaculada Viala Monleón. Hospital
 Cristina Herrando Meliá. Hospital
 Juan Miguel Cejalvo Andújar. Hospital

Nurses

Inma Blasco Blasco. INCLIVA
 Celia Martínez Ridaura. INCLIVA
 Luna Porta Campos. INCLIVA
 Veronica García Oliver. INCLIVA
 Cristina Jordá Guerola. INCLIVA

Data managers

Ana Vercher Grau. INCLIVA
 Ignacio Castaño López. INCLIVA
 Beatriz López Montero. INCLIVA

Administrative assistant

Helen Manzaneda López. INCLIVA

INCLIVA is the only hospital in Valencia performing Phase I cancer clinical trials, and one of the few in Spain. Phase I trials are those in which a substance or product is tested in humans for the first time.

INCLIVA is conducting, through the Oncology and Hematology Department, 158 clinical trials, 86 of them related to treatment in the early stages of testing (33 phase I or “first in human” and 53 phase II). INCLIVA's new facilities provide a full floor and a half specifically dedicated to host the unit.

The unit aims to develop and select new drugs through clinical trials and to perform studies related to the pathogenesis, prognosis and new experimental therapies in solid tumors.

FUNCTIONS

The unit implements early clinical trials with experimental agents in the field of Oncology.

EQUIPMENTS

- -80° C Freezer
- -20° C Freezer
- Refrigerated desktop centrifuge
- Scientific refrigerator
- Conventional fridge
- Defibrillator
- Electrocardiographic equipment
- 7 monitors (blood pressure, heart rate and O2 saturation)
- 7 double medication infusion pumps
- 7 heads gases (oxygen and vacuum)

LOCATION

The following facilities are located on the second floor:

- Reception and waiting room
- 2 Consulting rooms
- Staff room
- Meeting room
- Therapy room

The third floor hosts the following facilities:

- Clinical trials office
- Monitoring room
- Clinical trials archives

RESEARCH PROJECTS AND GRANTS FOR RESEARCH

Reference: PT17/0017/0003

Title: Clinical Research and Trials Platform

Principal Investigator: Andrés Cervantes Ruipérez

Funding Body: *Instituto de Salud Carlos III*

Beneficiary Institution: *Fundación Investigación Hospital Clínico Universitario de Valencia*

Duration: 2017-2020

Total budget: €266.475

4 scientific activity

4.5.3. Innovation Platform ITEMAS

Principal investigator

Josep Redón i Mas. Hospital. University

Collaborating Researchers

Pedro Fernández Nohales. INCLIVA

Rafael Barajas Cenobio. INCLIVA

Justo Giner García. INCLIVA

Indicators in 2019	
National collaborations managed by the UAI that have been formalized through agreements	10
International collaborations managed by the UAI that have been formalized through agreements	2
Training activities, for IIS personnel, aimed at increasing competencies for the effective transfer of research results to healthcare practice	3
External diffusion events	19
Actions with companies to promote the innovation portfolio of the IIS	54
Projects requested to competitive national calls for innovation / knowledge transfer	22
Projects awarded through competitive external calls for innovation / knowledge transfer	9 (1.249.710 €)
Projects financed by internal innovation calls	3 (6.000€)

Reference: GIS17/00014

Title: Contract for management of research

Principal Investigator: Pedro Fernández Nohales

Funding Body: *Instituto de Salud Carlos III*

Beneficiary Institution: *Fundación Investigación Hospital Clínico Universitario de Valencia*

Duration: 2018-2020

Total budget: €80.598

Title: *Banco de Patentes GVA*

Principal Investigator: Andrés Cervantes Ruipérez

Funding Body: *Generalitat Valenciana*

Beneficiary Institution: *Fundación Investigación Hospital Clínico Universitario de Valencia*

Duration: 2019

Total budget: €10.000

Reference: INNTAL11/19/010

Title: *Agente de Innovación INCLIVA*

Principal Investigator: *Fundación Investigación Hospital Clínico Universitario de Valencia*

Funding Body: *Agencia Valenciana de la Innovación*

Beneficiary Institution: *Fundación Investigación Hospital Clínico Universitario de Valencia*

Duration: 2019-20

Total budget: €68.733

RESEARCH PROJECTS AND GRANTS FOR RESEARCH

Reference: PT17/0005/0017

Title: Innovation Platform ITEMAS-ISCIll

Principal Investigator: Josep Redón i Mas

Funding Body: *Instituto de Salud Carlos III*

Beneficiary Institution: *Fundación Investigación Hospital Clínico Universitario de Valencia*

Duration: 2018-2020

Total budget: €104.775

4.5.4. Spanish Clinical Research Network (SCReN), Clinical Research and Clinical Trials of the Clinical Trials Platform (UICEC INCLIVA)

Principal investigator

Andrés Cervantes Ruipérez. Hospital. University

Associated members

Julio Núñez Villota. Hospital. INCLIVA

Marta Peiró Signes. INCLIVA

María Carmen Román. INCLIVA

Dolores Iglesias Ferri. INCLIVA

Inmaculada Blasco Blasco. INCLIVA

Hired members

Ana Portolés Monzón. INCLIVA

Mireia Hernández Hernández. INCLIVA

Laura Silla Mira. INCLIVA

Mercedes Peris Costa. INCLIVA

UICEC participates in all activities related with the correct development of observational studies and clinical trials, in accordance with the applicable legal regulations and the standards of good clinical practice.

Currently, the portfolio of services includes, among others, the following activities:

1. Methodological and regulatory advice: collaboration tasks in the drafting of the protocol, CRF, Patient Information Sheet and Informed Consent and all documentation necessary for the correct development of the study in accordance with applicable regulations.
2. Start-up activities: in this phase the unit collaborate with of economic viability evaluation; identification and selection of participating sites; submission to national and local authorities and Ethics Committee; contract management with the participating sites; monitoring plan; master file creation.
3. Development activities: project management activities, notifications; processing of amendments and reports; home visits; maintenance of file and monitoring visits.
4. Completion and closure activities: closing visits; resolution of queries, elaboration of final reports.

ACTIVITIES DEVELOPED

During 2019, UICEC had collaborated with the development of the following clinical trials and observational studies:

CLINICAL TRIALS

Study: ADAMPA

Title: Impact of self-measurement of blood pressure and self-adjustment of antihypertensive medication in the control of hypertension and adherence to treatment. A pragmatic, randomized, controlled clinical trial (ADAMPA Study)

EUCTRACT: 2016-003986-25

Sponsor: *Fundación Investigación Hospital Clínico Universitario de Valencia*

Phase: Low intervention clinical trial

Study: BBLOQ-2017

Title: Betablockers withdrawal in patients with heart failure with preserved ejection fraction and chronotropic incompetence: effect on functional capacity and life quality

EUCTRACT: 2017-005077-39

Sponsor: *Fundación Investigación Hospital Clínico Universitario de Valencia*

Phase: IV

Study: CECUM

Title: Efficacy of high-dose corticosteroid pulses added to conventional oral corticosteroid course in comparison with monotherapy oral corticosteroid course for moderate flares of ulcerative colitis: a randomized multicentre clinical trial

EUCTRACT: 2016-001170-15

Sponsor: *Grupo Español de Trabajo en Enfermedad de Crohn y Colitis ulcerosa (GETECCU)*

Phase: IV

Study: CETUPANC

Title: Impact of the dissemination of the circulating tumor cells (CTCS) during the cephal duopenopancreatomy at the appearance of metastasis and survival in patients with tumors of pancreas and periampulars (CETUPANC Study)

Sponsor: *Fundación Pública Andaluza para la Gestión en Salud de Sevilla (FISEVI)*

Phase: Intervention clinical trial

4 scientific activity

Study: CSAI

Title: Randomized, masked, placebo-controlled study the effects of intralesional Adalimumab in intestinal stenosis of patients with Crohn's Disease (CSAI Study)

EUCTRACT: 2012-001723-12

Sponsor: *Fundació Clínic per a la Recerca Biomèdica*

Phase: III

Study: DUOPAM-EPAM

Title: Duodenopancreatectomy in pancreatic and periampullary tumors: initial approach of the superior mesenteric artery versus classic approach. Prospective, randomized, multicenter study

Sponsor: *Fundación Investigación Hospital Clínico Universitario de Valencia*

Phase: Intervention clinical trial

Study: ELECLA

Title: Analysis of the effectiveness of neoadjuvant chemotherapy in treating colon cancer locally advanced

EUCTRACT: 2016-002970-10

Sponsor: *Jorge Arredondo Chaves, Complejo Asistencial Universitario de León*

Phase: Low intervention clinical trial

Study: ESR-17-13447(DAPA-HF)

Title: Short-term effects of Dapagliflozin on Peak VO₂ in patients with heart failure with reduced ejection fraction

EUCTRACT: 2018-002614-12

Sponsor: *Fundación Investigación Hospital Clínico Universitario de Valencia*

Phase: IV

Study: EXIT

Title: Suspension of anti-tnf treatment in patients with intestinal inflammatory disease: multicenter, prospective and randomized clinical trial

EUCTRACT: 2015-001410-10

Sponsor: *Fundación de Investigación Biomédica Hospital Universitario de la Princesa*

Phase: IV

Study: FOREST

Title: Randomized, multicenter, open, controlled clinical trial, in phase III, to evaluate the efficacy of phosphomycin vs meropenem or ceftriaxone in the directed treatment of bacteremic urinary infection by multiresistant *Escherichia Coli*

EUCTRACT: 2013-002922-21

Sponsor: *Fundación Pública Andaluza para la Gestión en Salud de Sevilla (FISEVI)*

Phase: III

Study: HaploMUDStudy

Title: Matched Unrelated vs. Haploidentical Donor for Allo-geneic Stem Cell Transplantation in Patients with Acute Leukemia with Identical GVHD Prophylaxis – A Randomized Prospective European Trial

EUDRACT: 2017-002331-41

Sponsor: University Medical Center Hamburg-Eppendorf Investigator Initiated Trial (IIT) (financial support by DKMS)

Phase: II

Study: IGR2009/1593

Title: Intergroup trial for children or adolescents with B-cell NHL or B-AL: evaluation of rituximab efficacy and safety in high risk patients

EUCTRACT: 2010-019224-31

Sponsor: Institut Gustave Roussy

Phase: II/III

Study: LINES

Title: European Low and Intermediate Risk Neuroblastoma

EUCTRACT: 2010-021396-81

Sponsor: *Fundación para la Investigación Hospital Universitario y Politécnico La Fe*

Phase: III

Study: MOSCA FRAIL

Title: Randomized comparison between the invasive and conservative strategies in elderly frail patients with non-ST elevation myocardial infarction: The MOSCA-FRAIL Clinical Trial

Sponsor: *Fundación Investigación Hospital Clínico Universitario de Valencia*

Phase: Intervention clinical trial

Study: MYOCARDIAL-IRON

Title: Changes in myocardial iron content following administration of intravenous iron

EUCTRACT: 2016-004194-40

Sponsor: *Fundación Investigación Hospital Clínico Universitario de Valencia*

Phase: IV

Study: RAPIDO

Title: Randomized Multicentre Phase III study of short course radiation therapy followed by prolonged pre-operative chemotherapy and surgery in primary high risk rectal cancer compared to standard chemoradiotherapy and surgery and optional adjuvant chemotherapy

EUCRACT: 2010-023957-12

Sponsor: UMCG, Groningen, The Netherlands

Phase: III

Study: SCOT Study

Title: Short course oncology therapy – a study of adjuvant chemotherapy in colorectal cancer

EUCRACT: 2007-003957-10

Sponsor: Greater Glasgow Health Board/University of Glasgow (GU)

Phase: III

Study: SECURE

Title: Secondary prevention of cardiovascular disease in the elderly

EUCRACT: 2015-002868-17

Sponsor: *Fundación Centro Nacional de Investigaciones Cardiovasculares, Instituto de Salud Carlos III (CNIC)*

Phase: III

Study: STARMEND1-2013

Title: Sequential therapy with tacrolimus and rituximab in primary membranous nephropathy (STARMEN STUDY): European Multicentre and Open-Label Controlled Randomized Trial to evaluate the Efficacy of Sequential Treatment with Tacrolimus-Rituximab versus Steroids plus Cyclophosphamide in patients with Primary Membranous Nephropathy

EUCRACT: 2013-000226-55

Sponsor: *Fundación para la Investigación Biomédica Hospital 12 de Octubre*

Phase: III

Study: X16082

Title: Phase Ib/II trial to evaluate safety and efficacy of oral ixazomib in combination with sirolimus and tacrolimus in the prophylaxis of chronic graft-versus-host disease

EUCRACT: 2016-002503-26

Sponsor: *Fundación Pública Andaluza para la Gestión en Salud de Sevilla (FISEVI)*

Phase: Ib/II

OBSERVATIONAL STUDIES

Study: DNO-IBR-2018-01

Title: Virology and immunology of cytomegalovirus (CMV) infection in patients with hematological malignancies in the time of new biotherapies.

Sponsor: *Fundación Investigación Hospital Clínico Universitario de Valencia*

Phase: EPA-AS

Study: FIS-ANT-2017-01

Title: Optimization of antibiotic treatment in recipients of allogeneic LIN transplantation: impact on the intestinal microbiota and on clinical results.

Sponsor: *FISEVI- Fundación Pública Andaluza para la gestión de la Investigación en Salud de Sevilla*

Phase: EPA-SP

Study: FIS-BAZ-2012-01

Title: Action of bazedoxifen about bone metabolism and the risk factors cardiovascular

Sponsor: Antonio Cano Sánchez

Phase: EPA-SP

Study: GOLD 0 -DLCO 1

Title: GOLD 0 - DLCO 1: A look beyond obstruction. Is spirometry sufficient in COPD screening?

Sponsor: *Fundación Investigación Hospital Clínico Universitario de Valencia*

Phase: No-EPA

Study: INC-ACO-2013-01

Title: Prospective observational study of the perioperative management of direct oral anticoagulants (DOAC)

Sponsor: *Fundación Investigación Hospital Clínico Universitario de Valencia*

Phase: EPA-AS

Study: JMA-CO-2019-01

Title: Functional evaluation of Cochlear Osia implant in patients with moderate mixed hearing loss.

Sponsor: Jaime Marco Algarra

Phase: Post-marketing study of the prospective monitoring of CE-marked medical devices.

4 scientific activity

Study: JSC-TAB-2015-01

Title: Effectiveness of an intensive smoking treatment program on the serious exacerbations of smoking patients with moderate/severe EPOC

Sponsor: Jaime Signes Costa

Phase: EPA-SP

Study: TFK-RAM-2018-01

Title: Macrophages associated with tumor, tumor angiogenesis and resistance to therapies in diffuse gastric cancer mesenchymal phenotype

Sponsor: Tania Fleitas Kanonnikoff

Phase: EPA-AS

PUBLICATIONS

ADAMPA

1. Sanfélix-Genovés J, Rodríguez-Bernal CL, Marco-Moreno I, Martínez-Ibañez P, Martínez-Ibañez L, Boveda-García M y ADAMPA Group. Rationale and design of a pragmatic clinical trial to assess the impact of self-monitoring blood pressure at home and self-titration of antihypertensive medication in poorly controlled hypertension. The ADAMPA study protocol. *BMC Family Practice*. 2018;19:160 DOI: 10.1186/s12875-018-0846-y. PMID: 30249203
2. Sanfeliix-Genoves J. *Impacto de la automedición, ensayo en atención primaria. ESTUDIO ADAMPA. En la sesión sobre MAPA y AMPA en Atención primaria. ¿Pueden ser las técnicas diagnósticas de elección en la hipertensión arterial?. 22ª Reunión Nacional de la SEH-LELHA. Madrid 2017* [paper]
3. Martínez-Ibañez P, Marco-Moreno I, Hurtado-Navarro I, Bellot-Pujalte L, Escrig-Veses M, Giménez-Loreiro M. *Efectividad de la automonitorización y autoajuste de medicación sobre el control de la hipertensión arterial. Resultados preliminares de un ensayo clínico pragmático (Estudio ADAMPA). 24ª Reunión Nacional de la SEH-LELHA. Madrid 2019* [Oral communication]
4. Sanfeliix-Genoves J, Sanfeliix-Gimeno G, Marco-Moreno I, García-Sempere A, Rodríguez-Bernal C, Martínez-Ibañez P, Borrás-Moreno G, Avelino-Hidalgo E, Martínez-Ibañez L, Boveda-García M, Ignacio Barreira-Franch I. Self blood pressure monitoring with self-titration at home without telemedicine components to improve hypertension treatment (ADAMPA study). 22nd WONCA Europe Conference. Czech Republic 2017 (poster)

DUOPAN-EPAM

1. Sabater L, Muñoz E, Roselló S, Dorcaratto D, Garcés-

Albir M, Huerta M, Roda D, Gómez-Mateo MC, Ferrández-Izquierdo A, Darder A, Cervantes A. Borderline resectable pancreatic cancer. Challenges and controversies. *Cancer treatment reviews*. 2018 Jul; 68: 124-135. doi: 10.1016/j.ctrv.2018.06.006. PMID: 29957372

2. Mora-Oliver I, Garcés-Albir M, Dorcaratto D, Muñoz-Fornier E, Izquierdo Moreno A, Carbonell-Aliaga MP, Sabater L. Pancreatoduodenectomy with artery-first approach. *Minerva Chirurgica* 2019; 74(3): 226-36 doi: 10.23736/S0026-4733.18.07944-0. PMID: 30600965
3. Sabater L, Cugat E, Serrablo A, Suarez-Artacho G, Diez-Valladares L, Santoyo-Santoyo J, Martín-Pérez E, Ausania F, López-Ben S, Jover-Navalon JM, Garcés-Albir M, García-Domingo MI, Serradilla M, Pérez-Aguirre E, Sánchez-Pérez B, Di Martino M, Senra-del-Río P, Falgueras-Verdaguer L, Carabias A, Gómez-Mateo MC, Ferrández A, Dorcaratto D, Muñoz-Fornier E, Fondevila C, Padillo J. Does the artery-first approach improve the rate of R0 resection in pancreatoduodenectomy?: a multicenter, randomized, controlled trial. *Annals of Surgery*. 2019; 270(5): 738-746. doi: 10.1097/SLA.0000000000003535. PMID: 31498183

IMPROVE

1. Núñez J, Llàcer P, García-Blas S, Bonanad C, Ventura S, Núñez JM, Sánchez R, Fácila L, de la Espriella R, Vaquer JM, Cordero A, Roqué M, Chamorro C, Bodí V, Valero E, Santas E, Del Carmen Moreno M, Miñana G, Carratalá A, Rodríguez E, Mollar A, Palau P, Bosch MJ, Bertomeu-González V, Lupón J, Navarro J, Chorro FJ, Górriz JL, Sanchis J, Voors AA, Bayés-Genís A; IMPROVE-HF Investigators. A randomized controlled trial on carbohydrate antigen 125-guided diuretic treatment versus usual care in patients with acute heart failure and renal dysfunction. *American Journal of Medicine*. 2019; 133(3): 370-380.e4. doi: 10.1016/j.amjmed.2019.07.041. PMID: 31422111

RESEARCH PROJECTS AND GRANTS FOR RESEARCH

Reference: PT17/0017/0003

Title: Spanish Clinical Research Network (SCReN)

Principal Investigator: Andrés Cervantes Ruy Pérez

Funding Body: Instituto de Salud Carlos III

Beneficiary Institution: Fundación Investigación Hospital Clínico Universitario de Valencia

Duration: 2018-2020

4.5.5. PRECISION MEDICINE UNIT

Coordinators

Pilar Rentero Garrido. INCLIVA

Sheila Zúñiga Trejos. INCLIVA

Collaborating Researchers

Valentina Gambardella. Hospital

Desamparados Roda. Hospital

Technicians

Enrique Seda García. INCLIVA

Sebastián Blesa Luján. INCLIVA

Contact

ump@incliva.es

The Precision Medicine Unit was established in March 2018. Since then, the group have developed a robust and wide portfolio of services to support research at INCLIVA.

To date, the unit closely collaborates with the Oncology Phase I Clinical Trial Unit. Together we have developed an integrated screening system to support personalized patient care and hence implementing the latest techniques into the clinical practice. In addition, the unit currently collaborates in several research projects from different groups at INCLIVA.

The group integrates professional profiles from multiple disciplines (Medical Oncology, Molecular Biology, Bioinformatics and Biochemistry) with large professional experience in Human Genetics and Genomics.

Molecular Biology techniques and Bioinformatics analyses can be ordered either together or separately

FUNCTIONS

Our mission is to impulse, promote and execute quality translational research offering support in Molecular Biology as well as in Data Analysis techniques to the scientific community.

EQUIPMENT

LABORATORY

- Two massive sequencers with illumina chemistry: MiSeq and NextSeq550
- iScan System to scan illumina microarrays
- nanoString n-Counter platform
- Biorad ddPCR
- Quantitative thermalcycler
- Standard thermalcyclers
- TapeStation system to visualize DNA and RNA

- Laminar cabins, centrifuges, heat blocks, ovens, etc.

BIOINFORMATICS

- High capacity computing servers (48 threads, 192GB RAM ECC, 2TB SSD, 45TB work space)
- Backup system (45TB disk cabinet)

LOCATION

- Laboratories: *Facultad de Medicina. Avenida Blasco Ibáñez 15, Pastilla 2, Segunda Planta, Pasillo UCIM, Laboratorio 1*
- Bioinformatics: INCLIVA, Floor 0, Bioinformatics Unit

SERVICES

1. Next-Generation Sequencing (NGS)
 - Design, development, validation and sequencing of custom gene panels
 - Exome sequencing and analysis
 - Whole-genome sequencing
 - Sequencing small genomes “de novo”
 - RNA-sequencing (total RNA, poly(A) fraction, rRNA depleted...)
 - Microtranscriptome sequencing (smallRNA/miRNA...)
2. Microarrays
 - Genotyping arrays (laboratory + analysis)
 - Methylation arrays (laboratory + analysis)
3. Digital PCR
4. nanoString platform (laboratory + analysis)
5. Other molecular biology techniques
 - Nucleic acid isolation
 - Uniplex and Multiplex PCR
 - Quantitative PCR
6. Additional services

4 scientific activity

7. Advice and methodological support in writing protocols, research project proposals, scientific papers.
8. Mentoring of bachelor, master and doctorate students.
9. On demand training.
10. Consulting services.

DEVELOPED ACTIVITIES

516 oncologic patients have been molecularly tested to select the best treatment.

RESEARCH PROJECTS AND GRANTS FOR RESEARCH

Title: Precision medicine in oncology: development of new technological approaches for personalized treatments in Immunotherapy

Principal Investigators: Desamparados Roda and Sheila Zúñiga

Funding Body: *Fundación FERD*

Beneficiary Institution: *Fundación Investigación Hospital Clínico Universitario de Valencia*

Duration: 2019-2021

Total budget: €240.000

Reference: PI18/01909

Title: Precision Medicine in localized colorectal cancer patients: liquid biopsy-based multiomic approach in Minimal Residual Disease and organoids

Principal Investigators: Andrés Cervantes and Desamparados Roda

Funding Body: *Instituto de Salud Carlos III*

Beneficiary Institution: *Fundación Investigación Hospital Clínico Universitario de Valencia*

Duration: 2019-2021

Total budget: €140.000

Reference: PI18/01508

Title: Macrophages associated with tumor, tumor angiogenesis, and resistance to therapies in Gastric Cancer Diffuse Mesenchymal phenotype

Principal Investigators: Tania Fleitas

Funding Body: *Instituto de Salud Carlos III*

Beneficiary Institution: *Fundación Investigación Hospital Clínico Universitario de Valencia*

Duration: 2019-2021

Total budget: €99.000

PUBLICATIONS

Tarazona N, Gimeno-Valiente F, Gambardella V, Zúñiga S, Rentero-Garrido P, Huerta M, Roselló S, Martínez-Ciarpaglini C, Carbonell-Asins JA, Carrasco F, Ferrer-Martínez A, Bruixola G, Fleitas T, Martín J, Tébar-Martínez R, Moro D, Castillo J, Espí A, Roda D, Cervantes A. Targeted next-generation sequencing of circulating-tumor DNA for tracking minimal residual disease in localized colon cancer. *Ann Oncol.* 2019 Nov 1;30(11):1804-1812. doi: 10.1093/annonc/mdz390. PMID: 31562764

4.5.6. BIOINFORMATICS AND BIOSTATISTICS

Coordinators

Miguel Herreros Martínez. INCLIVA

Sheila Zúñiga Trejos. INCLIVA

Technician

Juan Antonio Carbonell Asins. INCLIVA

Researchers

Jorge Martín Arana. INCLIVA

The Bioinformatics and Biostatistics Unit was created in 2013. Since then, the unit integrates qualified data analysts and a high performance computational infrastructure to support biomedical research. The unit is mainly dedicated to analyzing data from omics experiments, but also actively collaborates in different research projects, providing advice and support to researchers in the design, workflow implementation and analysis of experiments.

FUNCTIONS

Our mission is to promote and execute high quality translational research offering both methodological and analytical support.

EQUIPMENT

INCLIVA has a computing facility with 100 cores, 400GB of RAM memory, 80TB of redundant network storage and 20TB of fast non redundant storage local to the nodes for high I/O processes like short read alignments or variant calling from bam files.

SERVICES

Made-to-measure analytical and computing solutions to drive your research.

Our mission is to promote and execute high quality translational research offering both methodological and analytical support. To do so, we provide a competitive portfolio including:

1. Bioinformatics services:

- Analysis of gene panels, exomes and genomes (SNVs, indels, CNVs) in both germline and somatic samples
- Design and validation of gene panels
- De novo assembly of small genomes
- De novo assembly of transcriptomes
- RNA-Seq data analysis (gene and isoform quantification,

differential expression analysis, variant identification, fusion genes)

- Microarray data analysis (both expression and methylation arrays)
- Functional enrichment analysis (identification of biological functions, cellular components or molecular functions with gene ontology terms, identification of altered metabolic pathways or related diseases)
- Complex network data integration, analysis and visualization

2. Biostatistics services:

- Design of clinical and epidemiological studies
- Sample size estimation
- Simulation techniques
- Supervised and unsupervised analysis techniques
- Predictive modelling

3. Computing and storage services:

- Access to high performance computing (HPC) infrastructure
- Data storage
- Deployment, management and maintenance of computing infrastructure owned by our research groups in our data centre

4. Additional services:

- Advice and methodological support to write protocols, research project proposals, articles, doctoral/MSc/BSc thesis
- Data mining and exploratory analysis of public databases
- Graphical representation of research results
- Curation and analysis of databases
- Training on demand
- Consulting

4 scientific activity

RESEARCH PROJECTS AND GRANTS FOR RESEARCH

Title: Precision medicine in oncology: development of new technological approaches for personalized treatments in Immunotherapy

Principal Investigators: Desamparados Roda and Sheila Zúñiga

Funding Body: *Fundación FERD*

Beneficiary Institution: *Fundación Investigación Hospital Clínico Universitario de Valencia*

Duration: 2019-2021

Total budget: €240.000

Reference: PI18/O1909

Title: Precision Medicine in localized colorectal cancer patients: liquid biopsy-based multiomic approach in Minimal Residual Disease and organoids

Principal Investigators: Andrés Cervantes and Desamparados Roda

Funding Body: *Instituto de Salud Carlos III*

Beneficiary Institution: *Fundación Investigación Hospital Clínico Universitario de Valencia*

Duration: 2019-2021

Total budget: €140.000

Reference: PI18/O1508

Title: Macrophages associated with tumor, tumor angiogenesis, and resistance to therapies in Gastric Cancer Diffuse Mesenchymal phenotype

Principal Investigators: Tania Fleitas

Funding Body: *Instituto de Salud Carlos III*

Beneficiary Institution: *Fundación Investigación Hospital Clínico Universitario de Valencia*

Duration: 2019-2021

Total budget: €99.000

PUBLICATIONS

Tarazona N, Gimeno-Valiente F, Gambardella V, Zúñiga S, Rentero-Garrido P, Huerta M, Roselló S, Martínez-Ciarpaglini C, Carbonell-Asins JA, Carrasco F, Ferrer-Martínez A, Bruixola G, Fleitas T, Martín J, Tébar-Martínez R, Moro D, Castillo J, Espí A, Roda D, Cervantes A. Targeted next-generation sequencing of circulating-tumor DNA for tracking minimal residual disease in localized colon cancer. *Ann Oncol.* 2019 Nov 1;30(11):1804-1812. doi: 10.1093/annonc/mdz390. PMID: 31562764



clinical trials

INCLIVA SCIENTIFIC REPORT 2019

5. Clinical trials and other studies

5.1 Activity of the Ethical Committee for investigation with medicinal products (CEIm)

5.2 Clinical research activity performed by Valencia Clínico-Malvarrosa Health Department

5.1. Activity of the Ethical Committee for investigation with medicinal products (CEIm)

The Ethics Committee for investigation with medicinal products is an independent board with a multidisciplinary composition whose main purpose is to oversee the protection of the rights, safety and well-being of subjects participating in clinical studies and biomedical research projects.

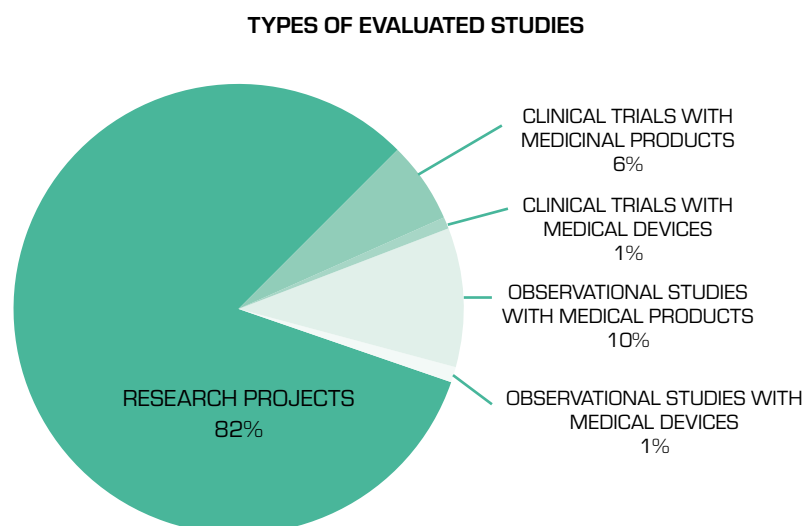
As a result of its activity along 2019, the CEIm has processed a total of 34 studies (clinical trials and observational studies): 32 positively valued and 2 are in the process of evaluating the response to the requested clarifications.

Of the 32 approved studies, 3 were approved in the first evaluation and 29 after requesting clarification from the promoter.

Of the 12 clinical trials with drugs evaluated, 2 have been evaluated through the Voluntary Harmonisation Procedure (VHP) process.

The following table shows the number of clinical trials and other studies according to their typology.

TYPES OF EVALUATED STUDIES	2019
CLINICAL TRIALS WITH MEDICINAL PRODUCTS	12
Phase 0	0
Phase I	1
Phase II	8
Phase III	2
Phase IV	1
CLINICAL TRIALS WITH MEDICAL DEVICES	2
OBSERVATIONAL STUDIES WITH MEDICINAL PRODUCTS	18
Post-authorization Studies other Designs: EPA-OD	8
Post-authorization Studies promoted by Health Authorities: EPA-AS	1
Post-authorization Studies inked to market authorization: EPA-LA	0
Post-authorization Studies with prospective follow-up: EPA-SP	9
OBSERVATIONAL STUDIES WITH MEDICAL DEVICES	2
RESEARCH PROJECTS	154
TOTAL	188



5 clinical trials

Distribution of the clinical studies depending on the department where they are performed is the following:

CLINICAL TRIALS BY DEPARTMENT	Nº
Tutelage	6
Anaesthesiology and Reanimation	3
Oncology	3
Digestive Medicine	3
Internal Medicine	2
Gynecology	2
Cardiology	2
Nephrology	2
Primary Care	1
General Surgery	1
Dermatology	1
Endocrinology and Nutrition	1
Hospital Pharmacy	1
Haematology	1
Intensive Medicine	1
Microbiology	1
Neurology	1
Otolaryngology	1
Urology	1
TOTAL	34

Distribution of the research projects depending on the department where they are performed is the following:

RESEARCH PROJECTS BY DEPARTMENT	Nº
Oncology	24
Pediatrics	13
Cardiology	12
General Surgery	11
Haematology	9
INCLIVA Research Groups	8
Pneumology	7
Anaesthesiology and Reanimation	6
Nursery	6
Endocrinology and Nutrition	5
Microbiology	5
Gynecology	4
Intensive Medicine	4
Psychiatry	4
Internal Medicine	4
Pathological Anatomy	3
Primary Care	3
Urology	3

RESEARCH PROJECTS BY DEPARTMENT	Nº
Ophthalmology	3
Digestive Medicine	3
Oral and maxillofacial surgery	2
Thoracic Surgery	2
Dermatology	2
Pharmacy	2
Neurosurgery	2
Tutelage	2
Rehabilitation	1
Rheumatology	1
Nephrology	1
Orthopaedic and Traumatology Surgery	1
Clinical Analyses	1
TOTAL	154

5.2. Clinical research activity performed by Valencia Clínico-Malvarrosa Health Department

5.2.1. Activity during 2019

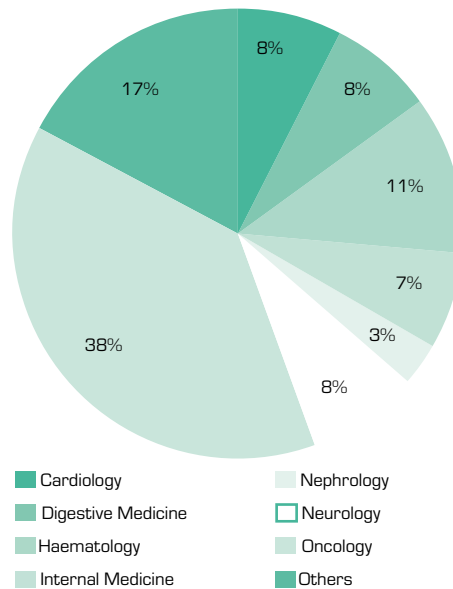
INCLIVA Health Research Institute manages the clinical studies (trials, observational studies, and research projects) carried out by the *Hospital Clínico Universitario de Valencia* and the Valencia Clínico-Malvarrosa Health Department researchers.

As a result of its activity along 2019, the INCLIVA has managed a total of 159 studies (clinical trials and observational studies).

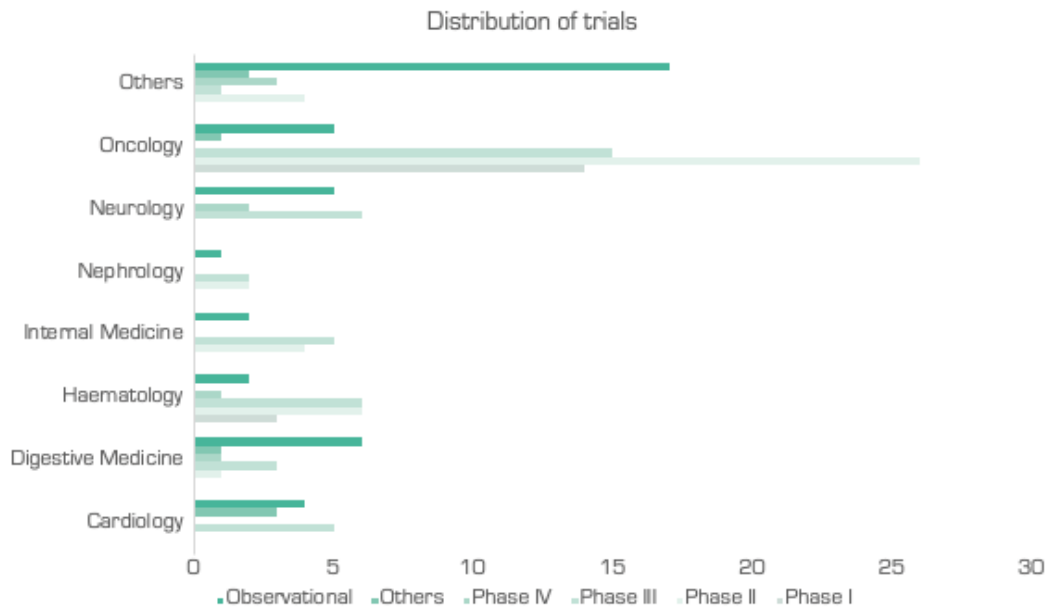
The distribution of these trials by phase is: Phase I: 17, Phase II: 43; Phase III: 43, Phase IV: 7, Observational studies: 42, others: 7. The following table shows the number of clinical trials and other studies according to their phase and department.

	Phase I	Phase II	Phase III	Phase IV	Others	Observational	TOTAL
Cardiology	-	-	5	-	3	4	12
Digestive Medicine	-	1	3	1	1	6	12
Haematology	3	6	6	1	-	2	18
Internal Medicine	-	4	5	-	-	2	11
Nephrology	-	2	2	-	-	1	5
Neurology	-	-	6	2	-	5	13
Oncology	14	26	15	-	1	5	61
Others	-	4	1	3	2	17	27
TOTAL	17	43	43	7	7	42	159

5 clinical trials



The Department of Medical Oncology leads the number of trials performed in INCLIVA. It is followed by the departments of Haematology, Neurology, Digestive Medicine and Cardiology. These five services make over 70 % of the total processed trials.



Regarding the distribution of studies per promoter, 48 trials are considered Independent Clinical Research (trials from associations, groups, foundations, and private individuals), 11 of which have been promoted by researchers from the *Hospital Clínico Universitario de Valencia* and INCLIVA and the rest of them have been promoted by the pharmaceutical industry.

PROMOTOR	Nº
HOSPITAL CLÍNICO UNIVERSITARIO DE VALENCIA RESEARCHERS AND INCLIVA	11
INDEPENDENT CLINICAL RESEARCH	48
COMERCIAL RESEARCH	100

5.2.2 Assessment activity during last 5 years

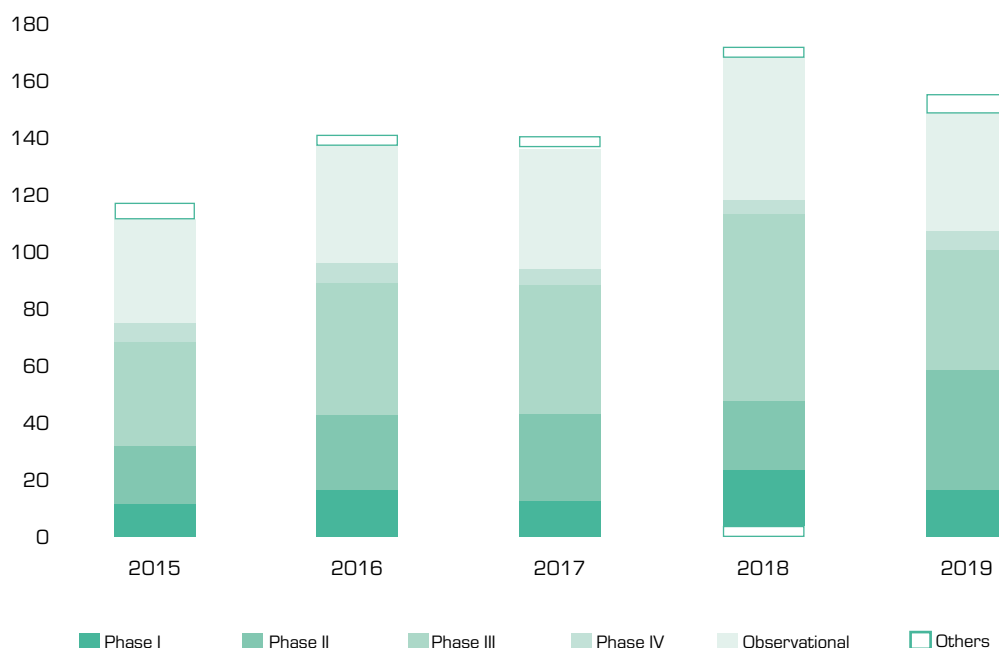
The table below shows the number of studies processed yearly.

Year	Processed studies
2015	120
2016	146
2017	143
2018	172
2019	159

One of INCLIVA's main goals is to develop clinical research at its early stages, thus contributing to translational research that moves scientific knowledge from bench to bedside. With this regard, during the period 2015-2019, Phase I and Phase II trials are prioritized and its number remains stable as shown in the table and graph below.

PHASE	2015	2016	2017	2018	2019
Phase 0	-	-	-	2	-
Phase I	12	17	13	20	17
Phase II	21	27	31	25	43
Phase III	37	49	46	67	43
Phase IV	7	7	6	5	7
Observational	37	42	43	51	42
Others	6	4	4	2	7

Evolution of clinical trial distribution by phase



5 clinical trials

5.2.3. Ongoing studies

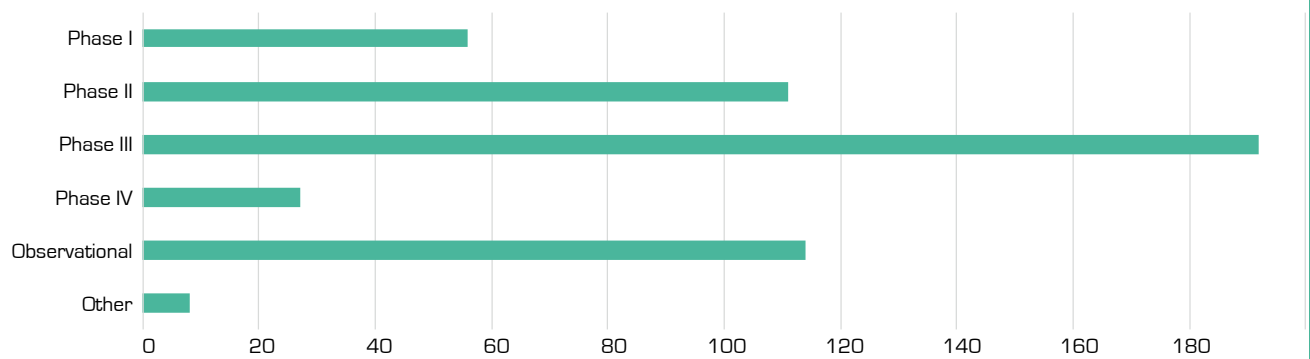
During 2019, 508 studies have been active. The distribution of clinical trials per department analyzed below uses a semilogarithmic scale due to the great difference between the Department of Medical Oncology and the rest of the Departments.

PHASE	2019
Anesthesia and Reanimation	16
Cardiology	44
Digestive Medicine	44
Endocrinology	5
Gynecology and Obstetrics	7
Haematology	75
Infectious Diseases unit	5
Internal Medicine	11
Medical Oncology	211
Nephrology	11
Neurology	31
Pediatrics	5
Primary Health Care	11
Respiratory Diseases	5
Others	27
TOTAL	508

Anesthesia and Reanimation
 Cardiology
 Digestive Medicine
 Endocrinology
 Gynecology and Obstetrics
 Haematology
 Infectious Diseases unit
 Internal Medicine
 Medical Oncology
 Nephrology
 Neurology
 Others
 Pediatrics
 Primary Health Care
 Respiratory Diseases

The distribution of ongoing trials and other studies according to their typology are the following:

PHASE	2019
Phase I	56
Phase II	111
Phase III	192
Phase IV	27
Observational	114
Other	8



initiatives

INCLIVA SCIENTIFIC REPORT 2019

6.1. Grants for external fellowships

To allow researchers to acquire new knowledge for clinical and research techniques, INCLIVA promotes every year its Grants for research secondments in centers of excellence.

Since the establishment of this scholarship program, over 130 professionals have visited national and foreign centers. In 2019 the average number of awards was 13 outcomings and 14 incomings.

The awarded researchers and the assigned training centers in 2019 are shown in the following table:

José Miguel Juanes Tébar Universidad de Cambridge (Reino Unido)	Andrea Cabrera Pastor Mario Negri Institute for Pharmacological Research. Milán (Italia)
Iris Garrido Cano Instituto Português de Oncología de Porto (Portugal)	Rebeca Burgos Panadero Division of Translational Cancer Research. Faculty of Medicine. Lund University (Suecia)
M ^a Mercedes Pardo Tendero Institute of Clinical Physiology (IFC) Italian National Research Council (CNR) Pisa (Italia)	María Grau Pérez Universidad De Cambridge (Reino Unido)
Birlipta Pattanayak Chaudhuri Federico II University Of Napoles (Italia)	Azahara M ^a Fuentes Trillo Yale University (EEUU)
Sheila Zúñiga Trejos The Institute of Cancer Research (Londres)	Ezequiel Monferrer Garzarán Instituto de Bioingeniería de Cataluña (IBEC)
José Gavara Doñate Hospital St. Johannes de Drotmund (Alemania)	Paula Cabello Navarro Royal College of Surgeons Ireland (Irlanda)
Pau Soldevila Martín Zucker Hillside Hospital (New York -EEUU)	

The incoming researchers in 2019 are shown in the following table:

Nicoletta Zanaletti Università Della Campania Luigi Vanvitelli, Nápoles	Juliana Lopes Peixoto Hospital de Clínicas de Porto Alegre (Brasil)
M ^a Mercedes Santos Sangüesa Laboratorios Kyowa Kirin	Edoardo Mora Universidad de Piemonte Oriental Amedeo Avogadro. (Italia)
Rocío Gumbau Rodenas Universidad de Valencia	Fernando De Souza Pereira Hospital de Clínicas de Porto Alegre (Brasil)
Guilherme Schunke Brondani Hospital de Clínicas de Porto Alegre (Brasil)	Aline Silvas Rodrigues Centro Universitário do Estado do Pará Cesupa(Brasil)

Rebeca Burgos Panadero

Division of Translational Cancer Research. Faculty of Medicine. Lund University (Suecia)

María Grau Pérez

Universidad De Cambridge (Reino Unido)

Azahara M^a Fuentes Trillo

Yale University (EEUU)

Ezequiel Monferrer Garzarán

Instituto de Bioingeniería de Cataluña (IBEC)

Paula Cabello Navarro

Royal College of Surgeons Ireland (Irlanda)

6.2 Training and teaching activities

INCLIVA and its researchers play an important role in the training of researchers and of health sciences degree and master students, which come from Valencian universities and other national and international regions.

The Institute has kept on developing, along the year, its annual training program. The courses, seminars and educational conferences that have been developed during the year 2019 are the following:



Congresses (2)

- XII Congreso de la Sociedad Valenciano-Murciana de Cirugía Oral y Maxilofacial
- Second Spanish Meeting on Oligonucleotide Therapeutics (SMOT2)

Courses (13)

- Debate Interactivo de Ginecología y Obstetricia
- Anatomía quirúrgica aplicada de la mama y sus regiones ganglionares. Principios básicos de la oncoplastia en mama
- Curso Anatomía Quirúrgica Aplicada Hepato-Bilio-Pancreática 8ª Edición
- Curso de introducción a la innovación y transferencia de conocimiento
- 1er Curso Teórico-Práctico de Suelo Pélvico Hospital Clínico
- Normativa de datos personales para proyectos de investigación biomédica
- II Jornada de Investigación Clínica Traslacional Post-ESMO 2019
- Normativa de datos personales para proyectos de investigación biomédica

- Curso de Buenas Prácticas Clínicas (BPC) para investigadores
- Diseño y elaboración de proyectos de investigación internacional
- II Curso de Anatomía Quirúrgica Aplicada: aorta integral
- II Curso de Anatomía Quirúrgica Aplicada: accesos vasculares periféricos
- V Workshop Internacional de Ecografía y Resonancia Anorrectal

Scientific Conferences (19)

- Jornada de Innovación en Hematología
- Jornada de Investigación Clínica y Traslacional en la Sepsis
- Jornada Genética Clínica y Enfermedades Raras para Atención Primaria
- Jornada "Una realidad exponencial: Cronicidad y Estrategia Asistencial"
- Jornada sobre Diabetes y Multimorbilidad
- Nuevos retos en Onconefrología
- Las patentes, herramienta clave para la investigación
- 8ª Jornada de Actualización en Vacunas - Hospital Malvarrosa
- Red CART - Hospital Clínico Universitario de Valencia

- Activate Science 2019
- *Más allá del estudio DECLARE*
- *II Jornada valenciana del Pie Zambo*
- *Temas de actualidad en el Manejo de las Dislipemias*
- *II Jornada sobre Actualización en Trastorno Mental Grave” y todo en mayúsculas en “(TMG). Una visión multidisciplinar*
- *11ª Jornada Valenciana Tabaquismo y Respiración*
- *III Jornada de Innovación en Diabetes de las Comunidades Autónomas*
- *Jornada VIH e ITS, dos epidemias convergentes.*
- *1ª Jornada Científica en Actualización en Cirugía General*
- *Investigación en Prediabetes, Diabetes y Enfermedad Cardiovascular*

Other activities in which INCLIVA participates (7)

- *IV Jornada Científica de Residentes del Hospital Clínico Universitario de Valencia*
- *Programa Docente Unidad de Insuficiencia Cardíaca-Sesión V*
- *Festival de divulgación científica en bares “Pint of Science”*
- *III Nit Valenciana de les Investigadores*
- *Programa docente Unidad Insuficiencia Cardíaca*
- *Encuentro de pacientes y afectados de NMP*
- *I Encuentro INCLIVA-Asociaciones de pacientes de la Comunidad Valenciana*

INCLIVA Seminars / Meet the Expert (7)

- *Seminario INCLIVA - Dr. Ramón Bataller Alberola*
- *Seminario INCLIVA - Dr. Juan Navarro González*
- *Seminario INCLIVA - RAMCV: Dr. D. Antonio Culebras*
- *Seminario INCLIVA “Immune evasion and metastasis in colorectal cancer” Eduard Batlle, PhD*
- *Seminario multiómica en célula única.*
- *“La reacción hepática prometastásica del paciente con cáncer: implicaciones diagnósticas y terapéuticas”*
- *Molecular classification of CRC - from “definite optimistic” to “indefinite pessimistic”?*



INTEGRANDO TALENTO
mejorando tu calidad de vida

VER +



Publicado el 31/07/2020
participa en MATCH COVID19 para
los desafíos de la pandemia



Publicado el 29/07/2020
INCLIVA coordina un estudio para la detección
precoz de la Enfermedad Pulmonar Obstructiva
Crónica (EPOC)



INVESTIGACIÓN
CON...

DO...

EQUIPO DE INVESTIGACIÓN

VER +



Equipo de Investigación en Síndromes

INVESTIGADORES EMERGENTES

VER +



Felip Vilella Mitjana

PROYECTOS DESTACADOS

DETECCIÓN
RÁPIDA
DE COVID-19

DETECCIÓN
RÁPIDA
DE COVID-19 Y

com- muni- cation

INCLIVA SCIENTIFIC REPORT 2019

7. Communication

7.1 Highlights

7.2 Scientific report

7.1. Highlights

January

- A strategy facilitates the prognosis for the selection of patients with acute respiratory distress in clinical trials
- Researchers from INCLIVA and University of Valencia identify for the first time the relationship of a protein with resistance to treatment in gastric cancer
- INCLIVA develops with the support of the AVI a pioneering technique for the diagnosis of psychosis
- Professor Antonio Cano is elected President of the European Society of Menopause and Andropause
- INCLIVA coordinates an international project on gastric cancer

February

- A new model more accurately detects the risk of kidney injury in cardiac surgery
- There are currently few funds for research in childhood cancer
- APICEC is born, an association to give voice to patients with heart failure and cardiovascular diseases
- 11F: a date to make visible the role of women in science
- INCLIVA in collaboration with Bankia announces 10 Dual Training grants for medical and clinical research within the SANEC program
- INCLIVA, an international benchmark in cancer research and a pioneer in clinical trials
- 45% of Valencians have a chronic health problem

March

- INCLIVA consolidates its growth and scientific potential in 2018
- INCLIVA presents the economic and scientific results for the 2018 financial year at the Governing Board
- Sports training helps decrease age-related brain loss
- INCLIVA scholarships for training stays in prestigious centers increase their budget
- INCLIVA is recognized with the EU Seal of Excellence in Human Resources for Research
- The call for the Bankia Foundation's SANEC 2019 program breaks the record for applications
- INCLIVA will receive 10 scholarship students from the SANEC Project of BANKIA
- INCLIVA and the Hospital Clínico de Valencia project for the early detection of breast cancer has been awarded
- INCLIVA brings together fifty European experts in cardiovascular big data
- Cerebrospinal fluid glucose and lactate concentrations, a prognostic marker in patients with traumatic brain injuries
- Two genes that predict the response to chemotherapy treatment in triple negative breast cancer have been identified

April

- An INCLIVA study confirms the relationship between hypothyroidism and infertility
- Early diagnosis of Alpha-1 antitrypsin deficiency is the key to prevent life-threatening pathologies of those affected
- Autistic brains share gene expression and abnormalities of biological pathways with cancer
- A European study associates the use of muscle relaxants with the increase in postoperative lung complications
- The implication of a family of microRNAs in the resistance to treatment in triple negative breast cancer is discovered
- Health Day: in defense of Public Health
- INCLIVA receives competitive aid from the Ramón Areces Foundation

May

- INCLIVA researchers participate in the development of an innovative therapy against leukemia and lymphoma
- The use of the ERAS protocol improves the results of patients undergoing colorectal surgery

7 communication

- A pioneering study manages to reduce the risk of end-stage kidney disease in diabetics by 30%
- NELA BioDynamics receives the award for the best StartUp in the Health & Bio category
- May 8: World Ovarian Cancer Day

June

- INCLIVA enters for the first time more than 10 million euros
- Vitronectin, the protein that could become a therapeutic target to treat neuroblastoma
- INCLIVA participates in the validation of a gene signature for the classification of patients with Colorectal Cancer

July

- The cervical plexus, anatomical target for the treatment of chronic postoperative pain
- INCLIVA and the Universitat de València meeting point for oncologists of the future
- INCLIVA Phase I Testing Unit receives GCP accreditation from the Health Department
- The Consell approves the joint purchase of laboratory supplies from the IIS La Fe, INCLIVA and FISABIO foundations
- INCLIVA develops an alternative security system for anesthesia in oral surgeries

September

- A research by the INCLIVA Inflammation Group finds a new pharmacological target for the treatment of aortic aneurysm
- The optimization of research models in rodents facilitates the development of analgesics for chronic pelvic pain, according to Dr Raúl Gómez
- European experts in health and big data address in Valencia the main challenges of the health sector
- INCLIVA's Innovation Support Unit receives a grant from the Valencian Innovation Agency
- Recognition of the "Best publication derived from an ESMO grant in cancer research" at the European Cancer Congress
- An INCLIVA investigation will increase the survival rate in colon cancer through a liquid biopsy system to detect relapses
- The results of the PRINCE study on the global organization of neurocritical care are published
- INCLIVA's Phase I Oncology Clinical Trials Unit turns 15, a pioneer in Spain and an international benchmark
- The Mutua Madrileña Foundation will support a study in pancreatic cancer that will be carried out in INCLIVA

October

- INCLIVA launches an awareness campaign on the importance of research in public health to save lives
- INCLIVA participates in the X National Biobank Congress that is being held today and tomorrow in Valencia
- INCLIVA joins the commemoration of World Anesthesia Day today
- A multi-center study, coordinated by INCLIVA, expands surgical options in pancreatic cancer
- INCLIVA begins today an intensive training course in colorectal cancer for oncologists in Latin America
- Valencia will host the II Spanish Meeting on Oligonucleotide Therapy (SMOT 2)
- INCLIVA hosts the II Post-ESMO Translational Clinical Research Conference 2019
- A research promoted by INCLIVA shows improvements in the treatment of acute heart failure and concomitant kidney failure
- INCLIVA researchers present their projects to investors in the first edition of VLC INNOSALUD
- The Spanish Society of Medical Oncology (SEOM) grants scholarships for two INCLIVA investigations, coordinated by Dr. Martínez and Dr. Fleitas
- Dr. Clara Bonanad, new President of the Geriatric Cardiology Section of the Spanish Society of Cardiology (SEC)
- Dr. Ana Lluç highlights before Breast Cancer Day that 85% of cases have a cure

November

- INCLIVA hosts the II Zambo Pie Conference, an intensive theoretical-practical course on its treatment
- INCLIVA researchers observe the local response to oxidative stress and the lack of oxygen induced by ischemic conditioning
- Dr. Ana Lluch is awarded by the College of Physicians in recognition of her professional career

December

- INCLIVA researchers carry out a dissemination activity on the risk factors and alarm symptoms of gastric cancer
- Resolution 1st Edition of the Ideas Competition of the Clinical Department-Malvarrosa
- The Hospital Clínico de Valencia applies the innovative CART therapy against leukemia and lymphoma, which opens up hope for hitherto incurable patients
- INCLIVA researchers present at SMOT 2 their work to treat Type 1 Myotonic Dystrophy
- The Hospital Clínico de Valencia performs extreme liver surgery with the help of 3D printing of the tumor and liver of the patient
- I Update Day in Clinical Cardiology of the Valencian Society of Cardiology and INSVACOR
- The INCLIVA Health Research Institute of the Hospital Clínico de Valencia meets with patient associations to incorporate their proposals into research
- Dr. Fleitas, researcher at INCLIVA, explains the LEGACY project at the EULAC-PerMed Workshop, in Montevideo, on cooperation in personalized medicine
- INCLIVA research provides new data about brain disorders in psychiatric diseases
- INCLIVA's Phase I Oncology Clinical Trials Unit, a pioneer in receiving the ISO 9001 certificate
- INCLIVA and PBM-Spain Agreement on Precision Medicine for patients with non-oncological pathologies
- The first phase of the OROTAPNN project ends successfully

7 communication

7.2. Communication Indicators 2019

Press office

During 2019, INCLIVA issued a total of 80 press releases on the Web.



jan-19 feb-19 mar-19 apr-19 may-19 jun-19 jul-19 aug-19 sep-19 oct-19 nov-19 dec-19

Total press releases	6	6	7	6	8	11	8	1	7	7	13	11
Total media appearances	98	62	68	150	80	156	20	26	177	218	159	173

The most extensive media attention was generated by the oncology area together with the Transversal Program of Translational Oncology, while Dr. Ana Lluçh is the researcher who appeared most frequently in the media.

Social Media users 2019



4.959



3.265



4.410

INCLIVA Website



Website users
75,834

Website sessions
147,926

Website new sessions
50,51%

Outreach

53 Issued press releases

7 News on TV

57 Newspieces on INCLIVA's website

6 Public engagement activities

1,309 Total impact in digital and printed media

275 Participants

12 News on Radio





social initia- tives

INCLIVA SCIENTIFIC REPORT 2019

8. INCLIVA social initiatives

8.1 Philanthropic projects

8.2 Private philanthropic donations and acknowledgments

8. Social initiatives

In 2019, the Institute of Health Research of the Hospital Clínico de Valencia, INCLIVA, has launched an awareness campaign on the importance of health research to guarantee first-rate assistance in the field of public health and thus, save every time more lives.

Under the slogan 'I support research', which is part of its Patronage Plan, INCLIVA affects the essential nature of research to achieve medical advances that translate into the improvement of the quality of life of all citizens.

These are the main highlights.

Patronage dossier

A dossier has been developed to present INCLIVA to potential sponsors and patrons, which includes the work of some of the main researchers and collaboration formulas. This tool is updated and adapted according to the recipient, including the most related lines of research.



Meeting with Patient Associations

Around 50 representatives from around twenty patient associations attended the event to exchange knowledge and experiences with researchers. This initial contact will continue, throughout 2020, with new specific meetings between associations and research groups related to their pathologies.



Awareness campaign "I support research"

The "I support research" campaign has been launched, with the starting point being the placement of the tarps on the facades of the *Hospital Clínico de Valencia*. This action is being complemented by the publication of the project's website (<https://yoapoyolainvestigacion.es/>), press office actions, and the dissemination and promotion of videos on social networks.



8 social initiatives

8.1 Philanthropic projects

PROYECTO PAULA

This project was set up in 2011 by Cristina Ponce, when her 8 year old daughter Paula was diagnosed with type 1 diabetes mellitus, a disease that completely destroyed her insulin-producing cells.

Proyecto Paula focuses on raising public and private funds and resources, to research diabetes and to find a cure for Paula and other people with this illness.

INCLIVA has several groups dedicated to research in diabetes and belongs to the Biomedical Research Centre in Diabetes and Associated Metabolic Diseases (CIBERDEM), a public consortium led by Spain's excellence in research in diabetes and related metabolic diseases, as well as the translation of research results into clinical practice.



FUNDACIÓN LE CADÓ

Fundación Le Cadó was created in 2010 under the leadership of its president Elvira Monferrer Daudi. This initiative seeks to unite efforts and resources in supporting this kind of tumor research, which is currently the fourth leading cause of death in women.

Fundación Le Cadó collaborates with INCLIVA in funding the research project "Study of breast cancer in young women under 35 years," conducted by Dr. Gloria Ribas. It also involves other researchers such as Dr. Isabel Chirivella (a genetic diagnosis specialist physician) and Ms. Carmen Peña Chilet, the entire team led by the oncologist Dr. Ana Lluch.





NICO CONTRA EL CÁNCER

The movement "*Nico contra el cáncer*" was formed in November 2015 in Ourense, after Nicolas Rodriguez Leal came home following a surgical intervention at the Hospital La Paz in Madrid.

The movement is led by his mother and aunts as an activity under the umbrella of the *Asociación NEN*, whose main objective is to finance research projects on childhood cancer, and more specifically solid tumors.



FUNDACIÓN NEUROBLASTOMA

The Neuroblastoma Foundation, created in 2017, funds research on neuroblastoma, a particularly aggressive type of childhood cancer that affects the nervous system. Survival figures have not improved in recent years. The Neuroblastoma foundation informs families about existing treatments, and brings together families of sick children, motivating them to raise funds for research through numerous campaigns. The funds are destined to research projects and clinical trials in Spanish laboratories and hospitals.



ASOCIACIÓN NACIONAL DE ALFA 1

The *Alfa-1 Spain Association* defends the interests of patients affected by the Deficit, their families and their caregivers, and promotes the research and training of health personnel who treat these patients. The defense of early diagnosis, access to available medical treatments and the daily support of patients and newly diagnosed, are its foundational tasks.

8 social initiatives

8.2 Private philanthropic donations and acknowledgments

On behalf of INCLIVA, we want to thank all the people who have helped our research through their donations, for their support and solidarity. For us, this collaboration means much more than an economic contribution: it is the encouragement we need to keep investigating and working in research.

Private donations

Aceitón de Haro, David
Ackerman, Judith
Adrián Serra, Belén
Arne Nordbo, Svein
Avellà Reus, Rosa
Ayala Crespo, Vicente
Bayarri Moreno, Ana María
Bennet, Rosalyn
Blasco Felip, María
Borreda Bolinches, Esteban
Caballer Molina, Rafael Pascual
Camaras Climent, Iván
Campos Rivero, Isabel
Campos Yeste, Juana Carmen
Canals Contra el Càncer
Carrasco Gil, José
Carrión Domínguez, Nicolás
Castelló Gómez, Amparo Reyes
Conesa Guillen, David Valentín
De La Cruz Torres, María Isabel
Ebri Méndez, María Luisa
Fernández García, Rocío
Font Ferrando, Natalia
Fullana Mengual, Francisca
Garcés Noguera, M^a José
García García, Antonio
García Janini Pastor, Marta
Gelonch Soler, Nuria
Ginestar Domènech, Josefa
Godoy Peláez, Francisco
Grima Contreras, María
Hermoso Quintana, M^a Mercedes
Jansen, Anna
Lacruz Santamaría, Pilar
Lamela Trobat, Inés
López de Partearroyo Rodríguez, Paula
López Quiles, M^a Teresa
Martí Ballester, Teresa

Martínez Espinosa, Alicia
Martínez Peñaranda, Carmen
Martínez Ríos, Sara
Mondelo Ogando, Anita
Pulido Carrillo, Antonio
Quiroga Mora, Lourdes
Ríos García, Ana
Ruiz López, Rosario
Ruiz Más, Luisa
Ruiz Más, Norbertina
Ruiz Más, Rosa María
Samper Reus, M^a Francisca
Sanabria Codesal, Esteban
Sánchez Muñoz, Vicenta
Santiago Conejero, Amparo
Sanz Moliner, Ana
Seguer Pedrón, Mónica
Tronchoni Ferrer, Diego
Vidal Arasa, Josep Maria
Vieco Martí, Isaac
Villanueva Roig, Adela

Corporate donations

Abbvie Spain, SLU
Air Liquide Healthcare España, SL
Ajuntament del Ràfol d'Almúnia
Amgen, SA
Amunt contra el Càncer
Asociació Familiars i Amics Pacients amb Neuroblastoma
Asociación Alfa-1 de España
Asociación Alumnos EPA de Alaquàs
Asociación Cultural Falla Palleter
Asociación de Afectados de Càncer ASAC de Segorbe
Asociación de Amas de Casa y Consumidores Tyrius- Foios
Asociación de Comerciantes y Profesionales de Puzol
Asociación de Mujeres y Hombres Afectados de Càncer de Mama
Asociación La Virgen de los Dolores
Asociación para la Lucha Contra la Leucemia de la CV (ASLEUVAL)

Asociación Tiradas contra el Cáncer Memorial Vicente Estellés
Asociación Vivir Como Antes
Associació contra el Càncer de Pego (Associació Esperança)
Autiber Motor, SL
Ayuntamiento de Real de Gandia
Biomed Central Ltd Springer Verlag London Limited
Británica de Automóviles, SL
British Car, SL
Canals contra el Càncer
Construcciones Cisfercons, SLU
Doctaforum Servicios
El Conchel Original Food, SA
Fontanería Sorisoler
Forn Camí Nou
Fundación Bancaria La Caixa
Fundación Lecadó
Fundación Patrimonio Benéfico Marqués de Dos Aguas
GE Healthcare Biosciences, SA
Glaxosmithkline, SA
Grupo Español de Síndromes Mielodisplásicos
Hurtado
Ibérica de Automóviles, SL
Imperauto, S.L
Incyte Biosciencias Iberia, SL
Junta Local contra el Cáncer de Llosa de Ranes
Logimed, SLU
Magestic Servicio 2013, SL
Palex Medical, SA
Queserías Romero Gozálbex, SL
Radiometer Ibérica, SL
Recordati Rare Diseases, SLU
Sanlúcar Fruit, SL
Scientia 2012 SLP
Sirtex Medical Europe GMBH
Sofpromed Investigación Clínica, SLU
SQR Medical Resources, SLU
Suministros Hospitalarios, SA
Valken Inversiones SL
Vifor Pharma España, SL



publi- ca- tions list

INCLIVA SCIENTIFIC REPORT 2019

9 publication list

List of 596 scientific publications derived from the activity of the IIS

Agustín-Panadero R, León Martínez R, Solá-Ruiz MF, Fons-Font A, García Engra G, Fernández-Estevan L. Are metal-free monolithic crowns the present of prosthesis?. Study of mechanical behaviour. *Materials*. 2019 Nov 7; 12(22). pii: E3663. doi: 10.3390/ma12223663. PMID: 31703291. IF: 2,972. 2Q

Amesti-Garaizabal A, Agustín-Panadero R, Verdejo-Solá B, Fons-Font A, Fernández-Estevan L, Montiel-Company J, Solá-Ruiz MF. Fracture resistance of partial indirect restorations made with CAD/CAM technology. A systematic review and meta-analysis. *Journal of Clinical Medicine*. 2019 Nov 9; 8(11). pii: E1932. doi: 10.3390/jcm8111932. PMID: 31717610. IF: 5,688. 1Q-1D

Sarramea Crespo F, Jaén-Moreno MJ, Gutiérrez-Rojas L, Balanzá-Martínez V, García-Alvarez L, Saiz Martínez PA, García-Portilla MP, Guler I, Bobes J. "Readiness to Change" predicts efficacy of reduction among smokers with severe mental illness. *European Addiction Research*. 2019; 25(5): 256-262. doi: 10.1159/000500450. PMID: 31163435. IF: 1,957. 3Q

Williams B, Mancía G, Spiering W, Rosei EA, Azizi M, Burnier M, Clement DL, Coca A, de Simone G, Dominiczak A, Kahan T, Mahfoud F, Redon J, Ruilope L, Zanchetti A, Kerins M, Kjeldsen SE, Kreutz R, Laurent S, Lip GYH, McManus R, Narkiewicz K, Ruschitzka F, Schmieder RE, Shlyakhto E, Tsioufis C, Aboyans V, Desormais I. 2018 ESC/ESH Guidelines for the management of arterial. *Kardiologia Polska*. 2019; 77(2): 71-159. doi: 10.5603/KP.2019.0018. PMID: 30816983. IF: 1,674. 3Q

Niederberger C, Pellicer A, Simon C, Kathrins M, Goldstein M, Sigman M, Schlegel PN, Munné S, Gardner DK, Cobo A, Coutifaris C, Donnez J, Taylor HS, Giudice LC, Fauser BCJM, Lindheim SR, Rosenwaks Z, Casper RF, de Ziegler D, Gibbons WE, Paulson RJ, Laufer N, Klock SC, Mendola P, Sauer MV. 25 historic papers: an ASRM 75th birthday gift from Fertility and Sterility. *Fertility and Sterility*. 2019 Oct; 112(4S1):e2-e27. doi: 10.1016/j.fertnstert.2019.08.099. PMID: 31623734. IF: 5,411. 1Q-1D

Lupón J, Cediél G, Moliner P, de Antonio M, Domingo M, Zamora E, Núñez J, González B, Santiago-Vacas E, Santesmases J, Troya MI, Díez-Quevedo C, Boldó M, Barallat J, Bayes-Genis A. A bio-clinical approach for prediction of sudden cardiac death in outpatients with heart failure: the ST2-SCD score. *International Journal of Cardiology*. 2019 Oct 15; 293: 148-152. doi: 10.1016/j.ijcard.2019.05.046. PMID: 31155333. IF: 3,471. 2Q

Parrilla E, Armengot M, Mata M, Carda C, Cortijo J, Moratal D, Ginestar D, Hueso JL, Riera J. A ciliary motility index for ac-

tivity measurement in cell cultures with respiratory syncytial virus. *American Journal of Rhinology & Allergy*. 2019 Mar; 33(2): 121-128. doi: 10.1177/1945892418811324. PMID: 30457015. IF: 2,015. 2Q

Baquero JM, Benítez-Buelga C, Fernández V, Urioste M, García-Giménez JL, Perona R; CIMBA Consortium, Benítez J, Osorio A. A common SNP in the UNG gene decreases ovarian cancer risk in BRCA2 mutation carriers. *Molecular Oncology*. 2019 May; 13(5): 1110-1120. doi: 10.1002/1878-0261.12470. PMID: 30747491. IF: 5,962. 1Q

Pintó X, Fanlo-Maresma M, Corbella E, Corbella X, Mitjavila MT, Moreno JJ, Casas R, Estruch R, Corella D, Bulló M, Ruiz-Canela M, Castañer O, Martínez JA, Ros E; PREDIMED Study Investigators. A Mediterranean diet rich in extra-virgin olive oil is associated with a reduced prevalence of nonalcoholic fatty liver disease in older individuals at high cardiovascular risk. *Journal of Nutrition*. 2019 Nov 1; 149(11): 1920-1929. doi: 10.1093/jn/nxz147. PMID: 31334554. IF: 4,416. 1Q

Díaz-Cambronero O, Flor Lorente B, Mazzinari G, Vila Montañes M, García Gregorio N, Robles Hernandez D, Olmedilla Arnal LE, Argente Navarro MP, Schultz MJ, Errando CL; IPPCoLapSe study group. A multifaceted individualized pneumoperitoneum strategy for laparoscopic colorectal surgery: a multicenter observational feasibility study. *Surgical Endoscopy*. 2019 Jan; 33(1): 252-260. doi: 10.1007/s00464-018-6305-y. PMID: 29951750. IF: 3,209. 1Q

Hoogendijk EO, Romero L, Sánchez-Jurado PM, Flores Ruano T, Viña J, Rodríguez-Mañas L, Abizanda P. A new functional classification based on frailty and disability stratifies the risk for mortality among older adults: the FRADEA Study. *Journal of the American Medical Directors Association*. 2019 Sep; 20(9): 1105-1110. doi: 10.1016/j.jamda.2019.01.129. PMID: 30853426. IF: 4,899. 1Q

Jones C, Bissierier M, Bueno-Beti C, Bonnet G, Neves-Zaph S, Lee SY, Milara J, Dorfmueller P, Humbert M, Leopold JA, Hadri L, Hajjar RJ, Sassi Y. A novel secreted-cAMP pathway inhibits pulmonary hypertension via a feed-forward mechanism. *Cardiovascular Research*. 2019 Sep 14. pii: cvz244. doi: 10.1093/cvr/cvz244. PMID: 31529026. IF: 7,014. 1Q-1D

Fons-Badal C, Alonso Pérez-Barquero J, Martínez-Martínez N, Faus-López J, Fons-Font A, Agustín-Panadero R. A novel, fully digital approach to quantifying volume gain after soft tissue graft surgery. A pilot study. *Journal of Clinical Periodontology*. 2019 Dec 20. doi: 10.1111/jcpe.13235. PMID: 31860133. IF: 4,164. 1Q-1D

Pascual T, Martín M, Fernández-Martínez A, Paré L, Alba E,

Rodríguez-Lescure Á, Perrone G, Cortés J, Morales S, Lluch A, Urruticoechea A, González-Farré B, Galván P, Jares P, Rodríguez A, Chic N, Righi D, Cejalvo JM, Tonini G, Adamo B, Vidal M, Villagrasa P, Muñoz M, Prat A. A pathology-based combined model to identify PAM50 non-luminal intrinsic disease in hormone receptor-positive HER2-negative breast cancer. *Frontiers in Oncology*. 2019 Apr 26; 9: 303. doi: 10.3389/fonc.2019.00303. PMID: 31106144. IF: 4,137. 2Q

Abramson VG, Oliveira M, Cervantes A, Wildiers H, Patel MR, Bauer TM, Bedard PL, Becerra C, Richey S, Wei MC, Reyner E, Bond J, Cui N, Wilson TR, Moore HM, Saura C, Krop IE. A phase Ib, open-label, dose-escalation study of the safety and pharmacology of taselisib (GDC-0032) in combination with either docetaxel or paclitaxel in patients with HER2-negative, locally advanced, or metastatic breast cancer. *Breast Cancer Research and Treatment*. 2019 Nov; 178(1): 121-133. doi: 10.1007/s10549-019-05360-3. PMID: 31368034. IF: 3,471. 2Q

Martínez-Cuadrón D, Gil C, Serrano J, Rodríguez G, Pérez-Oteyza J, García-Boyero R, Jiménez-Bravo S, Vives S, Vidriales MB, Lavilla E, Pérez-Simón JA, Tormo M, Colorado M, Bergua J, López JA, Herrera P, Hernández-Campo P, Gorrochategui J, Primo D, Rojas JL, Villoria J, Moscardó F, Troconiz I, Linares Gómez M, Martínez-López J, Ballesteros J, Sanz M, Montesinos P; Spanish PETHEMA group. A precision medicine test predicts clinical response after idarubicin and cytarabine induction therapy in AML patients. *Leukemia Research*. 2019 Jan; 76: 1-10. doi: 10.1016/j.leukres.2018.11.006. PMID: 30468991. IF: 2,066. 3Q

Pérez-Ros P, Martínez-Arnau FM, Orti-Lucas RM, Tarazona-Santabalbina FJ. A predictive model of isolated and recurrent falls in functionally independent community-dwelling older adults. *Brazilian Journal of Physical Therapy*. 2019 Jan - Feb; 23(1): 19-26. doi: 10.1016/j.bjpt.2018.05.005. PMID: 29914855. IF: 1,879. 2Q

Villar J, Ambrós A, Mosteiro F, Martínez D, Fernández L, Ferrando C, Carriedo D, Soler JA, Parrilla D, Hernández M, Andaluz-Ojeda D, Añón JM, Vidal A, González-Higueras E, Martín-Rodríguez C, Díaz-Lamas AM, Blanco J, Belda J, Díaz-Domínguez FJ, Rico-Feijó J, Martín-Delgado C, Romera MA, González-Martín JM, Fernández RL, Kacmarek RM; Spanish Initiative for Epidemiology, Stratification and Therapies of ARDS (SIESTA) Network. A prognostic enrichment strategy for selection of patients with acute respiratory distress syndrome in clinical trials. *Critical Care Medicine*. 2019 Mar; 47(3): 377-385. doi: 10.1097/CCM.0000000000003624. PMID: 30624279. IF: 6,971. 1Q

Ortiz-Salvador JM, Saneleuterio-Temporal M, Magdaleno-Tapia J, Velasco-Pastor M, Pujol-Marco C, Sahuquillo-Torralba A,

Mateu-Puchades A, Pitarch-Bort G, Marí-Ruiz JI, Mataix-Díaz J, Montesinos-Villaescusa E, Miralles-Botella J, García-Fernández L, Martorell-Calatayud A, Belinchón-Romero I, Sánchez-Carazo JL, Pérez-Ferriols A. A prospective multicenter study assessing effectiveness and safety of secukinumab in a real-life setting in 158 patients. *Journal of the American Academy of Dermatology*. 2019 Aug; 81(2): 427-432. doi: 10.1016/j.jaad.2019.02.062. PMID: 30872150. IF: 7,102. 1Q-1D

Bazaga Pérez de Rozas S, Carbajo AY, Garcia-Alonso FJ, Martí D, Sánchiz Soler V, Martínez Moreno B, Aparicio Tormo JR, Pedraza Sanz R, Vila Costas J, Vázquez-Sequeiros E, Villanueva Hernández R, Jordán Castro JA, Jiménez Palacios M, de la Serna Higuera C, Perez-Miranda Castillo M. A retrospective, multicenter analysis of incidents associated with Axios (TM) lumen-apposing stents. *Revista Española de Enfermedades Digestivas*. 2019 Jun; 111(6): 419-424. doi: 10.17235/reed.2019.6147/2018. PMID: 31021162. IF: 1,858. 4Q

Pineda B, Díaz-Lagares A, Pérez-Fidalgo JA, Burgués O, González-Barrallo I, Crujeiras AB, Sandoval J, Esteller M, Lluch A, Eroles P. A two-gene epigenetic signature for the prediction of response to neoadjuvant chemotherapy in triple-negative breast cancer patients. *Clinical Epigenetics*. 2019 Feb 20; 11(1): 33. doi: 10.1186/s13148-019-0626-0. PMID: 30786922. IF: 5,496. 1Q

Oltra SS, Peña-Chilet M, Flower K, Martinez MT, Alonso E, Burgues O, Lluch A, Flanagan JM, Ribas G. Acceleration in the DNA methylation age in breast cancer tumours from very young women. *Scientific Reports*. 2019 Oct 18; 9(1): 14991. doi: 10.1038/s41598-019-51457-6. PMID: 31628391. IF: 4,011. 1Q

Bonifazi F, Solano C, Wolschke C, Sessa M, Patriarca F, Zallio F, Nagler A, Selleri C, Risitano AM, Messina G, Bethge W, Herrera P, Sureda A, Carella AM, Cimminiello M, Guidi S, Finke J, Sorasio R, Ferra C, Sierra J, Russo D, Benedetti E, Milone G, Benedetti F, Heinzelmann M, Pastore D, Jurado M, Terruzzi E, Narni F, Völpl A, Ayuk F, Ruutu T, Kröger N. Acute GVHD prophylaxis plus ATLG after myeloablative allogeneic haemopoietic peripheral blood stem-cell transplantation from HLA-identical siblings in patients with acute myeloid leukaemia in remission: final results of quality of life and long-term outcome analysis of a phase 3 randomised study. *Lancet Haematology*. 2019 Feb; 6(2): e89-e99. doi: 10.1016/S2352-3026(18)30214-X. PMID: 30709437. IF: 11,99. 1Q-1D

Rodríguez-Borja E, Corchon-Peyrallo A, Quinones-Torrel C, Ramos-Tomas C. Acute kidney failure and discrepant values of urinary proteins: when the case is not "crystal clear". *Clinical Biochemistry*. 2019 May; 67: 60-62. doi: 10.1016/j.clinbio

9 publication list

chem.2019.03.004. PMID: 30890413. IF: 2,43. 2Q

Garcés-Albir M, Martín-Gorgojo V, Perdomo R, Molina-Rodríguez JL, Muñoz-Forner E, Dorcaratto D, Ortega J, Sabater L. Acute cholecystitis in elderly and high-risk surgical patients: is percutaneous cholecystostomy preferable to emergency cholecystectomy?. *Journal of Gastrointestinal Surgery*. 2019 Dec 2. doi: 10.1007/s11605-019-04424-5. PMID: 31792903. IF: 2,686. 2Q

Rodríguez JC, Borrajo E, Bosque M, Camarena JJ, Colomina J, Márquez MVD, Fuentes E, García-Aguayo JM, Gimeno A, Gonzalo N, Guna R, Martínez O, Moreno R, Nogueira JM, Orta N12, Prat J, Yagüe A, Gimeno C, Navarro D; Working Group of the Autonomous Community of Valencia (ACV) for optimization of microbiological diagnostic processes. Adoption of new technologies in laboratory workflow practices for positive blood culture bottles: a cross-sectional survey among hospitals in the Autonomous Community of Valencia, Spain. *European Journal of Clinical Microbiology & Infectious Diseases*. 2019 Jun; 38(6): 1199-1202. doi: 10.1007/s10096-019-03522-1. PMID: 30826997. IF: 2,591. 3Q

Carrasquillo RJ, Kohn TP, Cinnioğlu C, Rubio C, Simon C, Ramasamy R, Al-Asmar N. Advanced paternal age does not affect embryo aneuploidy following blastocyst biopsy in egg donor cycles. *Journal of Assisted Reproduction and Genetics*. 2019 Oct; 36(10): 2039-2045. doi: 10.1007/s10815-019-01549-z. PMID: 31385121. IF: 2,82. 1Q

Ruiz-Granell R, Dovellini EV, Dompnier A, Khalighi K, García-Campo E, Olivier A, Barcelo A, Ritter P. Algorithm-based reduction of inappropriate defibrillator shock: results of the inappropriate shock reduction with PARAD plus Rhythm DiScrimination-Implantable Cardioverter Defibrillator Study. *Heart Rhythm*. 2019 Sep; 16(9): 1429-1435. doi: 10.1016/j.hrthm.2019.03.016. PMID: 30910709. IF: 5,225. 1Q

André F, Ciruelos E, Rubovszky G, Campone M, Loibl S, Rugo HS, Iwata H, Conte P, Mayer IA, Kaufman B, Yamashita T, Lu YS, Inoue K, Takahashi M, Pápai Z, Longin AS, Mills D, Wilke C, Hirawat S, Juric D; SOLAR-1 Study Group. Alpelisib for PIK3CA-mutated, hormone receptor-positive advanced breast cancer. *New England Journal of Medicine*. 2019 May 16; 380(20): 1929-1940. doi: 10.1056/NEJMoa1813904. PMID: 31091374. IF: 70,67. 1Q-1D

Bellés M, Carbonell J, Blasco-Ibáñez JM, Crespo C, Nacher J, Varea E. Alterations in reelin and reelin receptors in Down syndrome. *Neuroreport*. 2019 Jan 2; 30(1): 14-18. doi: 10.1097/WNR.0000000000001153. PMID: 30395007. IF: 1,146. 4Q

Alcaide J, Guirado R, Crespo C, Blasco-Ibáñez JM, Varea E, Sanjuan J, Nacher J. Alterations of perineuronal nets in the dorsolateral prefrontal cortex of neuropsychiatric patients. *International Journal of Bipolar Disorders*. 2019 Nov 15; 7(1): 24. doi: 10.1186/s40345-019-0161-0. PMID: 31728775. IF: 3,55. 2Q

Macías Saint-Gerons D, Castro JL. Amyotrophic lateral sclerosis associated with statins. A disproportionality analysis of the WHO Program for International Drug Monitoring database (VigiBase). *European Journal of Clinical Pharmacology*. 2019 Apr; 75(4): 587-589. doi: 10.1007/s00228-018-2587-1. PMID: 30470902. IF: 2,774. 2Q

Sobas M, Montesinos P, Boluda B, Bernal T, Vellenga E, Nomdedeu J, González-Campos J, Chillón M, Holowiecka A, Esteve J, Bergua J, González-Sanmiguel JD, Gil-Cortés C, Tormo M, Salamero O, Manso F, Fernández I, de la Serna J, Moreno MJ, Pérez-Encinas M, Krsnik I, Ribera JM, Escoda L, Lowenberg B, Sanz MA; PETHEMA, HOVON, PALG, and GATLA cooperative groups. An analysis of the impact of CD56 expression in de novo acute promyelocytic leukemia patients treated with upfront all-trans retinoic acid and anthracycline-based regimens. *Leukemia & Lymphoma*. 2019 Apr; 60(4): 1030-1035. doi: 10.1080/10428194.2018.1516875. PMID: 30322324. IF: 2,674. 3Q

Moreno I, Simon C. An endometrial pathology in the inflammation cloud that can be accessed with a microbial app. *Fertility and Sterility*. 2019 Apr; 111(4): 679-680. doi: 10.1016/j.fertnstert.2018.12.022. PMID: 30871763. IF: 5,411. 1Q-1D

Bermudez-Lopez M, Forne C, Amigo N, Bozic M, Arroyo D, Bretones T, Alonso N, Cambray S, Del Pino MD, Mauricio D, Gorriz JL, Fernandez E, Valdivielso JM. An in-depth analysis shows a hidden atherogenic lipoprotein profile in non-diabetic chronic kidney disease patients. *Expert Opinion on Therapeutic Targets*. 2019 Jul; 23(7): 619-630. doi: 10.1080/14728222.2019.1620206. PMID: 31100024. IF: 4,621. 1Q

Díaz-Cambronero O, Mazzinari G, Errando CL, Schultz MJ, Flor Lorente B, García-Gregorio N, Vila Montañés M, Robles-Hernández D, Olmedilla Arnal LE, Martín-De-Pablos A, Marqués Marí A, Argente Navarro MP; IPPCollapse-II study group. An individualised versus a conventional pneumoperitoneum pressure strategy during colorectal laparoscopic surgery: rationale and study protocol for a multicentre randomised clinical study. *Trials*. 2019 Apr 3; 20(1): 190. doi: 10.1186/s13063-019-3255-1. PMID: 30944044. IF: 1,975. 3Q

Ragulan C, Eason K, Fontana E, Nyamundanda G, Tarazona N,

Patil Y, Poudel P, Lawlor RT, Del Rio M, Koo SL, Tan WS, Sclafani F, Begum R, Teixeira Mendes LS, Martineau P, Scarpa A, Cervantes A, Tan IB, Cunningham D, Sadanandam A. Analytical validation of multiplex biomarker assay to stratify colorectal cancer into molecular subtypes. *Scientific Reports*. 2019 May 21; 9(1): 7665. doi: 10.1038/s41598-019-43492-0. PMID: 31113981. IF: 4,011. 1Q

Almenar S, Rios-Navarro C, Ortega M, Molina P, Ferrandez-Izquierdo A, Ruiz-Sauri A. Anatomy, immunohistochemistry, and numerical distribution of human splenic microvessels. *Annals of Anatomy*. 2019 Jul; 224: 161-171. doi: 10.1016/j.aanat.2019.05.004. PMID: 31121286. IF: 2,241. 2Q

Martínez-Hervás S, González-Navarro H. Anti-inflammatory therapies for cardiovascular disease: signaling pathways and mechanisms. *Revista Española de Cardiología*. 2019 Sep; 72(9): 767-773. doi: 10.1016/j.rec.2019.03.007. PMID: 31155366. IF: 5,126. 1Q

Lopes RD, Heizer G, Aronson R, Vora AN, Massaro T, Mehran R, Goodman SG, Windecker S, Darius H, Li J, Averkov O, Bahit MC, Berwanger O, Budaj A, Hijazi Z, Parkhomenko A, Sinnaeve P, Storey RF, Thiele H, Vinereanu D, Granger CB, Alexander JH; AUGUSTUS Investigators. Antithrombotic therapy after acute coronary syndrome or pci in atrial fibrillation. *New England Journal of Medicine*. 2019 Apr 18; 380(16): 1509-1524. doi: 10.1056/NEJMoa1817083. PMID: 30883055. IF: 70,67. 1Q-1D

Falcó I, Randazzo W, Rodríguez-Díaz J, Gozalbo-Rovira R, Luque D, Aznar R, Sánchez G. Antiviral activity of aged green tea extract in model food systems and under gastric conditions. *International Journal of Food Microbiology*. 2019 Mar 2; 292: 101-106. doi: 10.1016/j.ijfoodmicro.2018.12.019. PMID: 30594741. IF: 4,006. 1Q

Benavent Casanova O, Benavente Gómez N, Priego Quesada JI, Galindo Gonzalez CM, Cibrián Ortiz de Anda RM, Salvador Palmero R, Núñez Gómez F. Application of infrared thermography in diagnosing peripherally inserted central venous catheter infections in children with cancer. *Physiological Measurement*. 2019 Apr 26; 40(4): 044002. doi: 10.1088/1361-6579/ab031a. PMID: 30699393. IF: 2,246. 3Q

Conde E, Hernandez S, Martinez R, Angulo B, De Castro J, Collazo-Lorduy A, Jimenez B, Muriel A, Mate JL, Moran T, Aranda I, Massuti B, Rojo F, Domine M, Sansano I, Garcia F, Felip E, Mancheño N, Juan O, Sanz J, Gonzalez-Larriba JL, Atienza-Cuevas L, Arriola-Arellano E, Abdulkader I, Garcia-Gonzalez J, Camacho C, Rodriguez-Abreu D, Teixido C, Reguart N, Gonzalez-Piñeiro A, Lazaro-Quintela M, Lozano MD, Gurrpide A, Gomez-Roman J,

Lopez-Brea M, Pijuan L, Salido M, Arriola E, Company A, Insa A, Esteban-Rodriguez I, Saiz M, Azkona E, Alvarez R, Artal A, Plaza ML, Aguiar D, Enguita AB, Benito A, Paz-Ares L, Garrido P, Lopez-Rios F. Assessment of a New ROS1 Immunohistochemistry Clone (SP384) for the identification of ROS1 rearrangements in non-small cell lung carcinoma patients: the ROSING Study. *Journal of Thoracic Oncology*. 2019 Dec; 14(12): 2120-2132. doi: 10.1016/j.jtho.2019.07.005. PMID: 31349061. IF: 12,46. 1Q-1D

Fons-Badal C, Agustín-Panadero R, Solá-Ruiz MF, Alpiste-Illueca F, Fons-Font A. Assessment of the capacity of a pyrophosphate-based mouth rinse to inhibit the formation of supragingival dental calculus. A randomized double-blind placebo-controlled clinical trial. *Medicina Oral Patología Oral y Cirugía Bucal*. 2019 Sep 1; 24(5): e621-e629. doi: 10.4317/medoral.23036. PMID: 31433396. IF: 1,284. 3Q

Cortegiani A, Gregoretto C, Neto AS, Hemmes SNT, Ball L, Cagnet J, Hiesmayr M, Hollmann MW, Mills GH, Melo MFV, Putensen C, Schmid W, Severgnini P, Wrigge H, Gama de Abreu M, Schultz MJ, Pelosi P; LAS VEGAS Investigators, the PROVE Network, and the Clinical Trial Network of the European Society of Anaesthesiology. Association between night-time surgery and occurrence of intraoperative adverse events and postoperative pulmonary complications. *British Journal of Anaesthesia*. 2019 Mar; 122(3): 361-369. doi: 10.1016/j.bja.2018.10.063. PMID: 30770054. IF: 6,199. 1Q-1D

Pérez-Guarner A, Priego-Quesada JI, Oficial-Casado F, Cibrián Ortiz de Anda RM, Carpes FP, Palmer RS. Association between physiological stress and skin temperature response after a half maratón. *Physiological Measurement*. 2019 Apr 3; 40(3): 034009. doi: 10.1088/1361-6579/ab0fdc. PMID: 30870816. IF: 2,246. 3Q

Ripollés-Melchor J, Ramírez-Rodríguez JM, Casans-Francés R, Aldecoa C, Abad-Motos A, Logroño-Egea M, García-Erce JA, Camps-Cervantes Á, Ferrando-Ortolá C, Suarez de la Rica A, Cuellar-Martínez A, Marmaña-Mezquita S, Abad-Gurumeta A, Calvo-Vecino JM; POWER Study Investigators Group for the Spanish Perioperative Audit and Research Network (REDGERM). Association between use of enhanced recovery after surgery protocol and postoperative complications in colorectal surgery: the Postoperative Outcomes Within Enhanced Recovery After Surgery Protocol (POWER) Study. *JAMA Surgery*. 2019 May 8. doi: 10.1001/jamasurg.2019.0995. PMID: 31066889. IF: 10,668. 1Q-1D

Pichler G, Grau-Perez M, Tellez-Plaza M, Umans J, Best L, Cole S, Goessler W, Francesconi K, Newman J, Redon J, Devereux R, Navas-Acien A. Association of arsenic exposure with cardiac

9 publication list

geometry and left ventricular function in young adults. *Circulation. Cardiovascular Imaging*. 2019 May; 12(5):e009018. doi: 10.1161/CIRCIMAGING.119.009018. PMID: 31060373. IF: 5,813. 1Q-1D

Pascual I, Sanahuja A, García N, Vázquez P, Moreno O, Tosca J, Peña A, Garayoa A, Lluch P, Mora F. Association of elevated serum triglyceride levels with a more severe course of acute pancreatitis: cohort analysis of 1457 patients. *Pancreatology*. 2019 Jul; 19(5): 623-629. doi: 10.1016/j.pan.2019.06.006. PMID: 31229460. IF: 3,241. 2Q

Cabrera-Rubio R, Kunz C, Rudloff S, García-Mantrana I, Crehuá-Gaudiza E, Martínez-Costa C, Collado MC. Association of maternal secretor status and human milk oligosaccharides with milk microbiota: an observational pilot study. *Journal of Pediatric Gastroenterology and Nutrition*. 2019 Feb; 68(2): 256-263. doi: 10.1097/MPG.0000000000002216. PMID: 30540710. IF: 3,015. 1Q

Lorente L, Martín MM, González-Rivero AF, Pérez-Cejas A, Abreu-González P, Ortiz-López R, Ferreres J, Solé-Violán J, Labarta L, Díaz C, Palmero S, Jiménez A. Association between DNA and RNA oxidative damage and mortality in septic patients. *Journal of Critical Care*. 2019 Dec; 54: 94-98. doi: 10.1016/j.jcrc.2019.08.008. PMID: 31401543. IF: 2,783. 2Q

Eng C, Kim TW, Bendell J, Argilés G, Tebbutt NC, Di Bartolomeo M, Falcone A, Fakhri M, Kozloff M, Segal NH, Sobrero A, Yan Y, Chang I, Uyei A, Roberts L, Ciardiello F, IMblaze370 Investigators. Atezolizumab with or without cobimetinib versus regorafenib in previously treated metastatic colorectal cancer (IMblaze370): a multicentre, open-label, phase 3, randomised, controlled trial. *Lancet Oncology*. 2019 Jun; 20(6): 849-861. doi: 10.1016/S1470-2045(19)30027-0. PMID: 31003911. IF: 35,386. 1Q-1D

Escarti MJ, Garcia-Marti G, Sanz-Requena R, Marti-Bonmati L, Cabrera B, Vieta E, Lobo A, Castro-Fornieles J, González-Pinto A, Cortizo R, Pina-Camacho L, Parellada M, Bernardo M, Sanjuan J; PEPs Group. Auditory hallucinations in first-episode psychosis: a voxel-based morphometry study. *Schizophrenia Research*. 2019 Jul; 209: 148-155. doi: 10.1016/j.schres.2019.05.001. PMID: 31113747. IF: 4,569. 1Q

Turner NC, Alarcón E, Armstrong AC, Philco M, López Chuken YA, Sablin MP, Tamura K, Gómez Villanueva A, Pérez-Fidalgo JA, Cheung SYA, Corcoran C, Cullberg M, Davies BR, de Bruin EC, Foxley A, Lindemann JPO, Maudsley R, Moschetta M, Outhwaite E, Pass M, Rugman P, Schiavon G, Oliveira M. BEECH: a dose-finding run-in followed by a randomised phase II study assessing the efficacy of AKT inhibitor capivasertib (AZD5363) combined

with paclitaxel in patients with estrogen receptor-positive advanced or metastatic breast cancer; and in a PIK3CA mutant sub-population. *Annals of Oncology*. 2019 May 1; 30(5): 774-780. doi: 10.1093/annonc/mdz086. PMID: 30860570. IF: 14,196. 1Q-1D

Redondo AM, Valcárcel D, González-Rodríguez AP, Suárez-Lledó M, Bello JL, Canales M, Gayoso J, Colorado M, Jarque I, Del Campo R, Arranz R, Terol MJ, Rifón JJ, Rodríguez MJ, Ramírez MJ, Castro N, Sánchez A, López-Jiménez J, Montes-Moreno S, Briones J, López A, Palomera L, López-Guillermo A, Caballero D, Martín A; Grupo Español de Linfomas y Trasplante Autólogo de Médula Ósea (GELTAMO). Bendamustine as part of conditioning of autologous stem cell transplantation in patients with aggressive lymphoma: a phase 2 study from the GELTAMO group. *British Journal of Haematology*. 2019 Mar; 184(5): 797-807. doi: 10.1111/bjh.15713. PMID: 30548583. IF: 5,206. 1Q

Bulletti C, Simon C. Bioengineered uterus: a path toward ecotogenesis. *Fertility and Sterility*. 2019 Sep; 112(3): 446-447. doi: 10.1016/j.fertnstert.2019.06.023. PMID: 31371052. IF: 5,411. 1Q-1D

Alvarez-Pitti J, Ros-Forés MA, Bayo-Pérez A, Palou M, Lurbe E, Palou A, Picó C. Blood cell transcript levels in 5-year-old children as potential markers of breastfeeding effects in those small for gestational age at birth. *Journal of Translational Medicine*. 2019 May 7; 17(1): 145. doi: 10.1186/s12967-019-1896-1. PMID: 31064394. IF: 4,098. 2Q

Ballester Ferré MP, Martí-Aguado D, Sanchiz Soler V, Peña Aldea A. Bowel perforation after pneumatic dilatation: management with fully covered self-expandable metallic stent. *Gastroenterología y Hepatología*. 2019 Jun - Jul; 42(6): 401-402. doi: 10.1016/j.gastrohep.2018.09.004. PMID: 30470566. IF: 1,126. 4Q

Villanueva V, López-González FJ, Mauri JA, Rodríguez-Uranga J, Olivé-Gadea M, Montoya J, Ruiz-Giménez J, Zurita J; BRIVA-LIFE study group. BRIVA-LIFE-A multicenter retrospective study of the long-term use of brivaracetam in clinical practice. *Acta Neurologica Scandinavica*. 2019 Apr; 139(4): 360-368. doi: 10.1111/ane.13059. PMID: 30506559. IF: 2,852. 2Q

Wettersten N, Horiuchi Y, van Veldhuisen DJ, Mueller C, Filippatos G, Nowak R, Hogan C, Kontos MC, Cannon CM, Müller GA, Birkhahn R, Taub P, Vilke GM, Barnett O, McDonald K, Mahon N, Nuñez J, Briguori C, Passino C, Murray PT, Maisel A. B-type natriuretic peptide trend predicts clinical significance of worsening renal function in acute heart failure. *European Journal of Heart Failure*. 2019 Dec; 21(12): 1553-1560. doi: 10.1002/ejhf.1627. PMID: 31769140. IF: 13,965. 1Q-1D

Gonzalez-Farre B, Ramis-Zaldivar JE, Salmeron-Villalobos J, Balagué O, Celis V, Verdu-Amoros J, Nadeu F, Sábado C, Ferrández A, Garrido M, García-Bragado F, de la Maya MD, Vagace JM, Panizo CM, Astigarraga I, Andrés M, Jaffe ES, Campo E, Salaverria I. Burkitt-like lymphoma with 11q aberration: a germinal center-derived lymphoma genetically unrelated to Burkitt lymphoma. *Haematologica*. 2019 Sep; 104(9): 1822-1829. doi: 10.3324/haematol.2018.207928. PMID: 30733272. IF: 7,57. 1Q-1D

Santos-Lasaosa S, Belvis R, Cuadrado ML, Díaz-Insa S, Gago-Veiga A, Guerrero-Peral AL, Huerta M, Irimia P, Láinez JM, Latorre G, Leira R, Pascual J, Porta-Etessam J, Sánchez Del Río M, Viguera J, Pozo-Rosich P. Calcitonin gene-related peptide in migraine: from pathophysiology to treatment. *Neurología*. 2019 Jul 17. pii: S0213-4853(19)30075-1. doi: 10.1016/j.nrl.2019.03.013. PMID: 31326215. IF: 2,038. 3Q

Weinmayr G, Jaensch A, Ruelius AK, Forastiere F, Strachan DP; ISAAC Phase Two Study Group. Can environment or allergy explain international variation in prevalence of wheeze in childhood?. *European Journal of Epidemiology*. 2019 May; 34(5): 509-520. doi: 10.1007/s10654-018-0463-z. PMID: 30415436. IF: 6,529. 1Q-1D

Ausania F, Senra Del Rio P, Gomez-Bravo MA, Martin-Perez E, Pérez-Daga JA, Dorcaratto D, González-Nicolás T, Sanchez-Cabus S, Tardio-Baiges A. Can we predict recurrence in WHO G1-G2 pancreatic neuroendocrine neoplasms?. Results from a multi-institutional Spanish study. *Pancreatology*. 2019 Mar; 19(2): 367-371. doi: 10.1016/j.pan.2019.01.007. PMID: 30683515. IF: 3,241. 2Q

Fernandez-Fernandez B, Fernandez-Prado R, Górriz JL, Martinez-Castelao A, Navarro-González JF, Porrini E, Soler MJ, Ortiz A. Canagliflozin and renal events in diabetes with established nephropathy clinical evaluation and study of diabetic nephropathy with atrasentan: what was learned about the treatment of diabetic kidney disease with canagliflozin and atrasentan?. *Clinical Kidney Journal*. 2019 May 31;v12(3):v313-321. doi: 10.1093/ckj/sfz070. PMID: 31198532. IF: 2,975. 1Q

Perkovic V, Jardine MJ, Neal B, Bompoint S, Heerspink HJL, Charytan DM, Edwards R, Agarwal R, Bakris G, Bull S, Cannon CP, Capuano G, Chu PL, de Zeeuw D, Greene T, Levin A, Pollock C, Wheeler DC, Yavin Y, Zhang H, Zinman B, Meininger G, Brenner BM, Mahaffey KW; CREDENCE Trial Investigators. Canagliflozin and renal outcomes in type 2 diabetes and nephropathy. *New England Journal of Medicine*. 2019 Jun 13; 380(24): 2295-2306. doi: 10.1056/NEJMoa1811744. PMID: 30990260. IF: 70,67. 1Q-1D

Scully M, Cataland SR, Peyvandi F, Coppo P, Knöbl P, Kremer Hovinga JA, Metjian A, de la Rubia J, Pavenski K, Callewaert F, Biswas D, De Winter H, Zeldin RK; HERCULES Investigators. Caplacizumab treatment for acquired thrombotic thrombocytopenic purpura. *New England Journal of Medicine*. 2019 Jan 24; 380(4): 335-346. doi: 10.1056/NEJMoa1806311. PMID: 30625070. IF: 70,67. 1Q-1D

Llàcer P, Bayés-Genís A, Núñez J. Carbohydrate antigen 125 in heart failure. New era in the monitoring and control of treatment. *Medicina Clínica*. 2019 Apr 5; 152(7):266-273. doi: 10.1016/j.medcli.2018.08.020. PMID: 30442374. IF: 1,277. 3Q

Casáns-Tormo I, Jiménez-Heffernan A, Pubul-Núñez V, Ruano-Pérez R. Cardiac sympathetic innervation scintigraphy with I-123-meta-iodobenzylguanidine. Basis, protocols and clinical applications in Cardiology. *Revista Española de Medicina Nuclear e Imagen Molecular*. 2019 Jul - Aug; 38(4): 262-271. doi: 10.1016/j.rem.2019.01.001. PMID: 31031167. IF: 0,928. 4Q

Alfonso Ballester R, Fernández Moreno MC, Lapeña Rodríguez M, Martí Fernández R, Villegas Morera J, Cassinello Fernández N, Ortega Serrano J. Cardiogastric Fistula As A Rare Complication After Gastric Banding And Hiatal Hernia Surgery. *Obesity Surgery*. 2019 Mar; 29(3): 1023-1027. doi: 10.1007/s11695-018-03682-7. PMID: 30617915. IF: 3,603. 1Q

Böhm M, Schumacher H, Teo KK, Lonn EM, Mahfoud F, Mann JFE, Mancia G, Redon J, Schmieder RE, Marx N, Sliwa K, Weber MA, Williams B, Yusuf S. Cardiovascular outcomes and achieved blood pressure in patients with and without diabetes at high cardiovascular risk. *European Heart Journal*. 2019 Jul 1; 40(25): 2032-2043. doi: 10.1093/eurheartj/ehz149. PMID: 30919899. IF: 23,239. 1Q-1D

Macías Saint-Gerons D, Bosco Cortez F, Jiménez López G, Castro JL, Tabarés-Seisdedos R. Cataracts and statins. A disproportionality analysis using data from VigiBase. *Regulatory Toxicology and Pharmacology*. 2019 Dec; 109: 104509. doi: 10.1016/j.yrtph.2019.104509. PMID: 31669197. IF: 2,996. 1Q

Carbonell N, Aguilar G, Ferriols R, Huerta R, Ferreres J, Calabuig M, Juan M, Ezquer C, Colomina J, Blasco ML. Ceftolozane pharmacokinetics in a septic critically ill patient under different extracorporeal replacement therapies. *Antimicrobial Agents and Chemotherapy*. 2019 Dec 20; 64(1). pii: e01782-19. doi: 10.1128/AAC.01782-19. PMID: 31658972. IF: 4,715. 1Q

Sanchis J, García-Blas S, Ortega-Paz L, Dantas AP, Rodríguez E, Abellán L, Brugaletta S, Valero E, Miñana G, Garabito M,

9 publication list

Corchón Á, Núñez J, Carratalá A, Sabaté M. Cell-free DNA and microvascular damage in ST-segment elevation myocardial infarction treated with primary percutaneous coronary intervention. *Revista Española de Cardiología*. 2019 Apr; 72(4): 317-323. doi: 10.1016/j.rec.2018.03.005. PMID: 29655768. IF: 5,126. 1Q

Queckbörner S, Davies LC, von Grothusen C, Santamaria X, Simón C, Gemzell-Danielsson K. Cellular therapies for the endometrium: an update. *Acta Obstetrica et Gynecologica Scandinavica*. 2019 May; 98(5): 672-677. doi: 10.1111/aogs.13598. PMID: 30815850. IF: 2,741. 2Q

Inglés M, Mas-Bargues C, Berna-Erro A, Matheu A, Sanchis P, Avellana JA, Borrás C, Viña J. Centenarians overexpress pluripotency-related genes. *Journals of Gerontology Series A-Biological Sciences and Medical Sciences*. 2019 Aug 16; 74(9): 1391-1395. doi: 10.1093/gerona/gly168. PMID: 30052797. IF: 4,711. 1Q

Vande Vyvere T, Wilms G, Claes L, Martin Leon F, Nieboer D, Verheyden J, van den Hauwe L, Pullens P, Maas AIR, Parizel PM; Collaborative European NeuroTrauma Effectiveness Research in Traumatic Brain Injury (CENTER-TBI) Investigators and Participants. Central versus local radiological reading of acute computed tomography characteristics in multi-center traumatic brain injury research. *Journal of Neurotrauma*. 2019 Apr 1; 36(7): 1080-1092. doi: 10.1089/neu.2018.6061. PMID: 30259789. IF: 3,754. 1Q

Orduña Valls JM, Soto E, Ferrandis Martínez M, Nebreda C, Tornero Tornero C. Cervical plexus as anatomical target for the treatment of postoperative cervical neuropathic pain. *Journal of Pain Research*. 2019 Apr 16; 12: 1217-1221. doi: 10.2147/JPR.S184306. PMID: 31114303. IF: 2,236. 3Q

Vinué Á, Martínez-Hervás S, Herrero-Cervera A, Sánchez-García V, Andrés-Blasco I, Piqueras L, Sanz MJ, Real JT, Ascaso JF, Burks DJ, González-Navarro H. Changes in CDKN2A/2B expression associate with T-cell phenotype modulation in atherosclerosis and type 2 diabetes mellitus. *Translational Research*. 2019 Jan; 203: 31-48. doi: 10.1016/j.trsl.2018.08.003. PMID: 30176239. IF: 4,915. 1Q-1D

Jorda A, Cauli O, Santonja JM, Aldasoro M, Aldasoro C, Obrador E, Vila JM, Mauricio MD, Iradi A1, Guerra-Ojeda S, Marchio P, Valles SL. Changes in chemokines and chemokine receptors expression in a mouse model of Alzheimer's disease. *International Journal of Biological Sciences*. 2019 Jan 1; 15(2): 453-463. doi: 10.7150/ijbs.26703. PMID: 30745834. IF: 4,067. 2Q

García-Bustos V, Sebastian R, Izquierdo M, Rios-Navarro C, Bodí V, Chorro FJ, Ruiz-Sauri A. Changes in the spatial distribution of

the Purkinje network after acute myocardial infarction in the pig. *PLoS One*. 2019 Feb 11; 14(2): e0212096. doi: 10.1371/journal.pone.0212096. PMID: 30742681. IF: 2,776. 2Q

Pérez Pérez ML, Gonzaga López A, Balandín Moreno B, Maximiano Alonso C, Palacios Castañeda D, Ferreres Franco J, García Sanz J, Villanueva Fernández H, Valdivia de la Fuente M, Ortega López A, Alcántara Carmona S, Pérez Redondo M, Royuela Vicente A. Characteristics and outcome of patients with solid tumour requiring admission to the intensive care unit. Usefulness of three severity score systems. *Medicina Clínica*. 2019 Oct 11; 153(7): 270-275. doi: 10.1016/j.medcli.2019.01.015. PMID: 30857791. IF: 1,277. 3Q

Muñoz-Hidalgo L, San-Miguel T, Megías J, Gil-Benso R, Cerdá-Nicolás M, López-Ginés C. Characterization of a new glioblastoma cell line, GB-val4, with unusual TP53 mutation. *Human Cell*. 2019 Oct; 32(4): 557-567. doi: 10.1007/s13577-019-00267-z. PMID: 31388924. IF: 2,333. 3Q

Giner F, López-Guerrero JA, Fernández-Serra A, Machado I, Mayordomo-Aranda E, Peydró-Olaya A, Llombart-Bosch A. Chemokine expression is involved in the vascular neogenesis of ewing sarcoma: a preliminary analysis of the early stages of angiogenesis in a xenograft model. *Pediatric and Developmental Pathology*. 2019 Jan-Feb; 22(1): 30-39. doi: 10.1177/1093526618782497. PMID: 29895220. IF: 1,008. 4Q

Navarro-Mateu F, Quesada MP, Escámez T, Alcaráz MJ, Seiquer de la Peña C, Salmerón D, Huerta JM, Vilagut G, Chirlaque MD, Navarro C, Husky M, Kessler RC, Alonso J, Martínez S. Childhood adversities and 5-HTTLPR polymorphism as risk factors of substance use disorders: retrospective case-control study in Murcia (Spain). *BMJ Open*. 2019 Sep 4; 9(9): e030328. doi: 10.1136/bmjopen-2019-030328. PMID: 31488488. IF: 2,376. 2Q

Cabrera-Pastor A, Arenas YM, Taoro-Gonzalez L, Montoliu C, Felipe V. Chronic hyperammonemia alters extracellular glutamate, glutamine and GABA and membrane expression of their transporters in rat cerebellum. Modulation by extracellular cGMP. *Neuropharmacology*. 2019 Dec 15; 161: 107496. doi: 10.1016/j.neuropharm.2019.01.011. PMID: 30641078. IF: 4,367. 1Q

Balzano T, Dadsetan S, Forteza J, Cabrera-Pastor A, Taoro-Gonzalez L, Malaguarnera M, Gil-Perotin S, Cubas-Núñez L, Casanova B, Castro-Quintas A, Ponce-Mora A, Arenas YM, Leone P, Llansola M, Felipe V. Chronic hyperammonemia induces peripheral inflammation that leads to cognitive impairment in rats: reversal by anti-tnfa treatment. *Journal of Hepatology*.

2019 Jan 14. pii: S0168-8278(19)30019-4. doi: 10.1016/j.jhep.2019.01.008. PMID: 30654069. IF: 18,946. 1Q-1D

Valero-Moreno S, Castillo-Corullón S, Prado-Gascó VJ, Pérez-Marín M, Montoya-Castilla I. Chronic Respiratory Disease Questionnaire (CRQ-SAS): analysis of psychometric properties. *Archivos Argentinos de Pediatría*. 2019 Jun 1; 117(3): 149-156. doi: 10.5546/aap.2019.eng.149. PMID: 31063298. IF: 0,506. 4Q

Pesarico AP, Bueno-Fernandez C, Guirado R, Gómez-Climent MÁ, Curto Y, Carceller H, Nacher J. Chronic stress modulates interneuronal plasticity: effects on PSA-NCAM and Perineuronal Nets in Cortical and Extracortical Regions. *Frontiers in Cellular Neuroscience*. 2019 May 7; 13: 197. doi: 10.3389/fncel.2019.00197. PMID: 31133813. IF: 3,9. 2Q

Salagre E, Arango C, Artigas F, Ayuso-Mateos JL, Bernardo M, Castro-Fornieles J, Bobes J, Desco M, Fañanás L, González-Pinto A, Haro JM, Leza JC, McKenna PJ, Meana JJ, Menchón JM, Micó JA, Palomo T, Pazos Á, Pérez V, Saiz-Ruiz J, Sanjuán J, Tabarés-Seisdedos R, Crespo-Facorro B, Casas M, Vilella E, Palao D, Olivares JM, Rodríguez-Jimenez R, Vieta E. CIBERSAM: Ten years of collaborative translational research in mental disorders. *Revista de Psiquiatría y Salud Mental*. 2019 Jan - Mar; 12(1): 1-8. doi: 10.1016/j.rpsm.2018.10.001. PMID: 30416047. IF: 2,927. 2Q

Cortes R, Forner MJ. Circular RNAs: novel biomarkers of disease activity in systemic lupus erythematosus?. *Clinical Science*. 2019 May 7; 133(9): 1049-1052. doi: 10.1042/CS20180826. PMID: 31064795. IF: 5,237. 1Q

Climent E, Pérez-Calahorra S, Benaiges D, Pintó X, Suárez-Tembra M, Plana N, Sánchez-Hernández RM, Valdivielso P, Ascaso JF, Pedro-Botet J. Clinical and genetic differences between heterozygous familial hypercholesterolemia patients with and without type 2 diabetes. *Revista Española de Cardiología*. 2019 Oct 28. pii: S1885-5857(19)30262-2. doi: 10.1016/j.rec.2019.09.001. PMID: 31672559. IF: 5,126. 1Q

Vives-Borrás M, Martínez-Sellés M, Ariza-Solé A, Vidán MT, Formiga F, Bueno H, Sanchís J, Alegre O, Durán-Cambra A, López-Palop R, Abu-Assi E, Sionis A; LONGEVO-SCA Investigators. Clinical and prognostic implications of delirium in elderly patients with non-ST-segment elevation acute coronary syndromes. *Journal of Geriatric Cardiology*. 2019 Feb; 16(2): 121-128. doi: 10.11909/j.issn.1671-5411.2019.02.008. PMID: 30923543. IF: 1,763. 3Q

Rubio C, Rodrigo L, García-Pascual C, Peinado V, Campos-Galindo I, García-Herrero S, Simón C. Clinical application of embryo aneuploidy testing by NGS. *Biology of Reproduction*. 2019 Dec

24; 101(6): 1083-1090. doi: 10.1093/biolre/iox019. PMID: 30721942. IF: 2,96. 2Q

Piñana JL, Pérez A, Montoro J, Giménez E, Gómez MD, Lorenzo I, Madrid S, González EM, Vinuesa V, Hernández-Boluda JC, Salavert M, Sanz G, Solano C, Sanz J, Navarro D. Clinical effectiveness of influenza vaccination after allogeneic hematopoietic stem cell transplantation: a cross-sectional prospective observational study. *Clinical Infectious Diseases*. 2019 May 17; 68(11): 1894-1903. doi: 10.1093/cid/ciy792. PMID: 30239624. IF: 9,055. 1Q-1D

Moya-Nájera D, Moya-Herraiz Á, Gargallo P, Calatayud J, Escrig-Sos J, Colado JC. Clinical relevance of a balance training program on liver transplant patients. A randomized controlled trial. *Transplantation*. 2019 May; 103(5): 965-972. doi: 10.1097/TP.0000000000002415. PMID: 30113994. IF: 4,593. 1Q-1D

Serrano-Falcón B, Delgado-Aros S, Mearin F, Ciriza de Los Ríos C, Serra J, Mínguez M, Montoro Huguet M, Perelló A, Santander C, Pérez Aisa Á, Bañón-Rodríguez I, Rey E. Clinical response to linaclotide at week 4 predicts sustained response in irritable bowel syndrome with constipation and improvements in digestive and extra-digestive symptoms. *Therapeutic Advances in Gastroenterology*. 2019 Aug 5; 12: 1756284819857358. doi: 10.1177/1756284819857358. PMID: 31428193. IF: 3,961. 2Q

Labrador J, Luño E, Vellenga E, Brunet S, González-Campos J, Chillón MC, Holowiecka A, Esteve J, Bergua J, González-Sanmiguel JD, Gil C, Tormo M, Salamero O, Manso F, Fernández I, de laSerna J, Moreno MJ, Pérez-Encinas M, Krsnik I, Ribera JM, Cervera J, Calasanz MJ, Boluda B, Sobas M, Lowenberg B, Sanz MA, Montesinos P. Clinical significance of complex karyotype at diagnosis in pediatric and adult patients with de novo acute promyelocytic leukemia treated with ATRA and chemotherapy. *Leukemia & Lymphoma*. 2019 May; 60(5): 1146-1155. doi: 10.1080/10428194.2018.1522438. PMID: 30526152. IF: 2,674. 3Q

Martínez-González MA, Buil-Cosiales P, Corella D, Bulló M, Fitó M, Vioque J, Romaguera D, Martínez JA, Wärnberg J, López-Miranda J, Estruch R, Bueno-Cavanillas A, Arós F, Tur JA, Tina-hones F, Serra-Majem L, Martín V, Lapetra J, Vázquez C, Pintó X, Vidal J, Daimiel L, Delgado-Rodríguez M, Matía P, Ros E, Fernández-Aranda F, Botella C, Portillo MP, Lamuela-Raventós RM, Marcos A, Sáez G, Gómez-Gracia E, Ruiz-Canela M, Toledo E, Alvarez-Alvarez I, Díez-Espino J, Sorlí JV, Basora J, Castañer O, Schröder H, Navarrete-Muñoz EM, Zulet MA, García-Ríos A, Salas-Salvadó J; PREDIMED-Plus Study Investigators. Cohort profile: design and methods of the PREDIMED-Plus randomized

9 publication list

trial. *International Journal of Epidemiology*. 2019 Apr 1; 48(2): 387-388. doi: 10.1093/ije/dyy225. PMID: 30476123. IF: 7,339. 1Q-1D

Tellez-Plaza M, Briongos-Figuero L, Pichler G, Dominguez-Lucas A, Simal-Blanco F, Mena-Martin FJ, Bellido-Casado J, Arzuá-Mouronte D, Chaves FJ, Redon J, Martín-Escudero JC. Cohort profile: the Hortega Study for the evaluation of non-traditional risk factors of cardiometabolic and other chronic diseases in a general population from Spain. *BMJ Open*. 2019 Jun 27; 9(6): e024073. doi: 10.1136/bmjopen-2018-024073. PMID: 31248913. IF: 2,376. 2Q

Borrero-Palacios A, Cebrián A, Gómez Del Pulgar MT, García-Carbonero R, García-Alfonso P, Aranda E, Elez E, López-López R, Cervantes A, Valladares M, Nadal C, Viéitez JM, Guillén-Ponce C, Rodríguez J, Hernández I, García JL, Vega-Bravo R, Puime-Otin A, Martínez-Useros J, Del Puerto-Nevaldo L, Rincón R, Rodríguez-Remírez M, Rojo F, García-Foncillas J. Combination of KIR2DS4 and Fc gamma RII alpha polymorphisms predicts the response to cetuximab in KRAS mutant metastatic colorectal cancer (vol 9, 2589, 2019). *Scientific Reports*. 2019 May 17; 9(1): 7706. doi: 10.1038/s41598-019-43809-z. PMID: 31097738. IF: 4,011. 1Q

Borrero-Palacios A, Cebrián A, Gómez Del Pulgar MT, García-Carbonero R, García-Alfonso P, Aranda E, Elez E, López-López R, Cervantes A, Valladares M, Nadal C, Viéitez JM, Guillén-Ponce C, Rodríguez J, Hernández I, García JL, Vega-Bravo R, Puime-Otin A, Martínez-Useros J, Del Puerto-Nevaldo L, Rincón R, Rodríguez-Remírez M, Rojo F, García-Foncillas J. Combination of KIR2DS4 and Fc gamma RIIa polymorphisms predicts the response to cetuximab in KRAS mutant metastatic colorectal cancer. *Scientific Reports*. 2019 Feb 22; 9(1): 2589. doi: 10.1038/s41598-019-39291-2. PMID: 30796344. IF: 4,011. 1Q

Gil-Perotin S, Castillo-Villalba J, Cubas-Núñez L, Gasque R, Herivas D, Gomez-Mateu J, Alcalá C, Perez-Miralles F, Gascon F, Dominguez JA, Casanova B. Combined cerebrospinal fluid neurofilament light chain protein and chitinase-3 like-1 levels in defining disease course and prognosis in multiple sclerosis. *Frontiers in Neurology*. 2019 Sep 23; 10: 1008. doi: 10.3389/fneur.2019.01008. PMID: 31608004. IF: 2,635. 3Q

González-Darder JM. Combined extradural and intradural pterional transzygomatic approach to large sphenoid wing meningiomas. Operative technique and surgical results. *Journal of Neurological Surgery Part B-Skull Base*. 2019 Jun; 80(3): 244-251. doi: 10.1055/s-0038-1668538. PMID: 31143566. IF: 1,216. 3Q

Sanchis J, Ruiz V, Ariza-Solé A, Ruescas A, Bonanad C, Núñez J. Combining disability and frailty in an integrated scale for prognostic assessment after acute coronary syndrome. *Revista Española de Cardiología*. 2019 May; 72(5): 430-431. doi: 10.1016/j.rec.2018.04.020. PMID: 29857973. IF: 5,126. 1Q

SEC Working Group for the 2018 ESC Fourth Universal Definition of Myocardial Infarction; Expert Reviewers for the 2018 ESC Fourth Universal Definition of Myocardial Infarction; SEC Guidelines Committee. Comments on the 2018 ESC Fourth Universal Definition of Myocardial. *Revista Española de Cardiología*. 2019 Jan; 72(1): 10-15. doi: 10.1016/j.rec.2018.11.009. PMID: 30580784. IF: 5,126. 1Q

SEC Working Group for the 2018 ESC ESH Guidelines on Arterial Hypertension; Expert Reviewers for the 2018 ESC ESH Guidelines on Arterial Hypertension; SEC Guidelines Committee. Comments on the 2018 ESC/ESH Guidelines for the Management of Arterial Hypertension. *Revista Española de Cardiología*. 2019 Feb; 72(2): 104-108. doi: 10.1016/j.rec.2018.12.001. PMID: 30704721. IF: 5,126. 1Q

Sanchis J, Soler M, Núñez J, Ruiz V, Bonanad C, Formiga F, Valero E, Martínez-Sellés M, Marín F, Ruescas A, García-Blas S, Miñana G, Abu-Assi E, Bueno H, Ariza-Solé A. Comorbidity assessment for mortality risk stratification in elderly patients with acute coronary syndrome. *European Journal of Internal Medicine*. 2019 Apr; 62: 48-53. doi: 10.1016/j.ejim.2019.01.018. PMID: 30711360. IF: 3,66. 1Q

Macera L, Spezia PG, Medici C, Rofi E, Del Re M, Focosi D, Mazzetti P, Navarro D, Antonelli G, Danesi R, Pistello M, Maggi F. Comparative evaluation of molecular methods for the quantitative measure of torquetenovirus viremia, the new surrogate marker of immune competence. *Journal of Medical Virology*. 2019 Apr 19. doi: 10.1002/jmv.25488. PMID: 31002743. IF: 2,049. 3Q

Torres I, Giménez E, Huntley D, Martínez M, Colomina J, Navarro D. Comparison of two methods skipping cell lysis and protein extraction for identification of bacteria from blood cultures by matrix-assisted laser desorption/ionization time-of-flight mass-spectrometry. *Revista Española de Quimioterapia*. 2019 Aug; 32(4): 365-369. PMID: 31293114. IF: 0,76. 4Q

Araújo-Gomes N, Romero-Gavilán F, Zhang Y, Martínez-Ramos C, Elortza F, Azkargorta M, Martín de Llano JJ, Gurruchaga M, Goñi I, van den Beucken JJJP, Suay J. Complement proteins regulating macrophage polarisation on biomaterials. *Colloids and Surfaces B-Biointerfaces*. 2019 Sep 1; 181: 125-133. doi: 10.1016/j.colsurfb.2019.05.039. PMID: 31128512. IF:

3,973. 1Q

Plaza-Martín M, Sanmartín-Fernández M, Álvarez-Álvarez B, Andrea R, Seoane-García T, González-D'Gregorio J, Hernández-Betancor I, Rozado J, Carrasco-Ávalos F, Del Mar Alameda-Ortiz M, Gómez-Talavera S, Sanchís J, Anguita Sánchez M, Peral-Disdier V, Ibáñez B, Del Prado Díaz S, Zamorano Gómez JL. Contemporary differences between men and women with acute coronary syndromes: CIAM multicenter registry. *Journal of Cardiovascular Medicine*. 2019 Aug; 20(8): 525-530. doi: 10.2459/JCM.0000000000000812. PMID: 31260420. IF: 1,427. 4Q

Fontana E, Eason K, Cervantes A, Salazar R, Sadanandam A. Context matters-consensus molecular subtypes of colorectal cancer as biomarkers for clinical trials. *Annals of Oncology*. 2019 Apr 1; 30(4): 520-527. doi: 10.1093/annonc/mdz052. PMID: 30796810. IF: 14,196. 1Q-1D

Bangsbo J, Blackwell J, Boraxbekk CJ, Caserotti P, Dela F, Evans AB, Jespersen AP, Gliemann L, Kramer AF, Lundbye-Jensen J, Mortensen EL, Lassen AJ, Gow AJ, Harridge SDR, Hellsten Y, Kjaer M, Kujala UM, Rhodes RE, Pike ECJ, Skinner T, Skovgaard T, Troelsen J, Tulle E, Tully MA, van Uffelen JGZ, Viña J. Copenhagen Consensus statement 2019: physical activity and ageing. *British Journal of Sports Medicine*. 2019 Jul; 53(14): 856-858. doi: 10.1136/bjsports-2018-100451. PMID: 30792257. IF: 11,645. 1Q-1D

López Del Amo V, Palomino-Schätzlein M, Seco-Cervera M, García-Giménez JL, Pallardó FV, Pineda-Lucena A, Galindo MI. Corrigendum to A Drosophila model of GDAP1 function reveals the involvement of insulin signalling in the mitochondria-dependent neuromuscular degeneration. *Biochimica et Biophysica Acta-Molecular Basis of Disease*. 2019 Jan; 1865(1): 261. doi: 10.1016/j.bbadis.2018.11.001. PMID: 30424922. IF: 4,328. 1Q

Somigliana E, Busnelli A, Paffoni A, Viganò P, Riccaboni A, Rubio C, Capalbo A. Cost-effectiveness of preimplantation genetic testing for aneuploidies. *Fertility and Sterility*. 2019 Jun; 111(6): 1169-1176. doi: 10.1016/j.fertnstert.2019.01.025. PMID: 30777289. IF: 5,411. 1Q-1D

Becerra-Tomás N, Mena-Sánchez G, Díaz-López A, Martínez-González MÁ, Babio N, Corella D, Freixer G, Romaguera D, Vioque J, Alonso-Gómez ÁM, Wärnberg J, Martínez JA, Serra-Majem L, Estruch R, Fernández-García JC, Lapetra J, Pintó X, Tur JA, López-Miranda J, Bueno-Cavanillas A, Gaforio JJ, Matía-Martín P, Daimiel L, Martín-Sánchez V, Vidal J, Vázquez C, Ros E, Razquin C, Abellán Cano I, Sorli JV, Torres L, Morey M, Navarrete-Muñoz EM, Tojal Sierra L, Crespo-Oliva E, Zulet MÁ,

Sanchez-Villegas A, Casas R, Bernal-Lopez MR, Santos-Lozano JM, Corbella E, Del Mar Bibiloni M, Ruiz-Canela M, Fernández-Carrión R, Quifer M, Prieto RM, Fernandez-Brufal N, Salaverria Lete I, Cenoz JC, Llimona R, Salas-Salvadó J; PREDIMED-Plus Investigators. Cross-sectional association between non-soy legume consumption, serum uric acid and hyperuricemia: the PREDIMED-Plus study. *European Journal of Nutrition*. 2019 Aug 5. doi: 10.1007/s00394-019-02070-w. PMID: 31385063. IF: 4,449. 1Q

Fuster C, Martín-García D, Balagué O, Navarro A, Nadeu F, Costa D, Prieto M, Salaverria I, Espinet B, Rivas-Delgado A, Terol MJ, Giné E, Forcada P, Ashton-Key M, Puente XS, Swerdlow SH, Beà S, Campo E. Cryptic insertions of the immunoglobulin light chain enhancer region near CCND1 in t(11;14)-negative mantle cell lymphoma. *Haematologica*. 2019 Nov 21. pii: haematol.2019.237073. doi: 10.3324/haematol.2019.237073. PMID: 31753927. IF: 7,57. 1Q-1D

Becker JH, Gao Y, Soucheray M, Pulido I, Kikuchi E, Rodríguez ML, Gandhi R, Lafuente-Sanchis A, Aupí M, Alcácer Fernández-Coronado J, Martín-Martorell P, Cremades A, Galbis-Caravajal JM, Alcácer J, Christensen CL, Simms P, Hess A, Asahina H, Kahle MP, Al-Shahrour F, Borgia JA, Lahoz A, Insa A, Juan O, Jänne PA, Wong KK, Carretero J, Shimamura T. CXCR7 reactivates ERK signaling to promote resistance to EGFR kinase inhibitors in NSCLC. *Cancer Research*. 2019 Sep 1; 79(17): 4439-4452. doi: 10.1158/0008-5472.CAN-19-0024. PMID: 31273063. IF: 8,378. 1Q-1D

Giménez E, Torres I, Albert E, Piñana JL, Hernández-Boluda JC, Solano C, Navarro D. Cytomegalovirus (CMV) infection and risk of mortality in allogeneic hematopoietic stem cell transplantation (Allo-SCT): A systematic review, meta-analysis and meta-regression analysis. *American Journal of Transplantation*. 2019 Sep; 19(9): 2479-2494. doi: 10.1111/ajt.15515. PMID: 31247126. IF: 7,163. 1Q-1D

Tormo M, Giménez E, Calabuig M, Talaya A, Navarro B, Amat P, Martín I, Albert E, Solano C, Navarro D. Cytomegalovirus DNAemia in patients with de novo acute myeloid leukemia undergoing cytotoxic chemotherapy. *Leukemia & Lymphoma*. 2019 Dec; 60(12): 3081-3083. doi: 10.1080/10428194.2019.1613541. PMID: 31111760. IF: 2,674. 3Q

Giménez E, Solano C, Piñana JL, Poch M, Mateo E, Albert E, Hernández-Boluda JC, Amat P, Remigia MJ, Pérez A, Navarro D. Cytomegalovirus-specific CD8+ T cell levels at viral DNAemia onset fail to predict the eventual need for preemptive antiviral therapy in allogeneic hematopoietic stem cell transplant recipients. *Journal of Infectious Diseases*. 2019 Apr 16; 219(9):

9 publication list

1510-1512. doi: 10.1093/infdis/jjy746. PMID: 30597050. IF: 5,045. 1Q

Diener HC, Sacco RL, Easton JD, Granger CB, Bernstein RA, Uchiyama S, Kreuzer J, Cronin L, Cotton D, Grauer C, Brueckmann M, Chernyatina M, Donnan G, Ferro JM, Grund M, Kallmünzer B, Krupinski J, Lee BC, Lemmens R, Masjuan J, Odinak M, Saver JL, Schellinger PD, Toni D, Toyoda K; RE-SPECT ESUS Steering Committee and Investigators. Dabigatran for prevention of stroke after embolic stroke of undetermined source. *New England Journal of Medicine*. 2019 May 16; 380(20): 1906-1917. doi: 10.1056/NEJMoa1813959. PMID: 31091372. IF: 70,67. 1Q-1D

Lago-Sampedro A, García-Escobar E, Rubio-Martín E, Pascual-Aguirre N, Valdés S, Soriguier F, Goday A, Calle-Pascual A, Castell C, Menéndez E, Delgado E, Bordiú E, Castaño L, Franch-Nadal J, Gírbés J, Chaves FJ, Gaztambide S, Rojo-Martínez G, Oliveira G. Dairy Product consumption and metabolic diseases in the Di@bet.es Study. *Nutrients*. 2019 Jan 24; 11(2). pii: E262. doi: 10.3390/nu11020262. PMID: 30682848. IF: 4,171. 1Q

D'Souza N, de Neree Tot Babberich MPM, d'Hoore A, Tiret E, Xynos E, Beets-Tan RGH, Nagtegaal ID, Blomqvist L, Holm T, Glimelius B, Lacy A, Cervantes A, Glynn-Jones R, West NP, Perez RO, Quadros C, Lee KY, Madiba TE, Wexner SD, Garcia-Aguilar J, Sahani D, Moran B, Tekkis P, Rutten HJ, Tanis PJ, Wiggers T, Brown G. Definition of the Rectum: an international, expert-based Delphi Consensus. *Annals of Surgery*. 2019 Dec; 270(6): 955-959. doi: 10.1097/SLA.0000000000003251. PMID: 30973385. IF: 9,476. 1Q-1D

Fernández-Fabrellas E, Molina-Molina M, Soriano JB, Portal JAR, Ancochea J, Valenzuela C, Xaubet A; SEPAR-IPF National Registry. Demographic and clinical profile of idiopathic pulmonary fibrosis patients in Spain: the SEPAR National Registry. *Respiratory Research*. 2019 Jun 17; 20(1): 127. doi: 10.1186/s12931-019-1084-0. PMID: 31208406. IF: 3,829. 2Q

Martín-de-Llano JJ, Mata M, Peydró S, Peydró A, Carda C. Dentin tubule orientation determines odontoblastic differentiation in vitro: a morphological study. *PLoS One*. 2019 May 9; 14(5): e0215780. doi: 10.1371/journal.pone.0215780. PMID: 31071116. IF: 2,776. 2Q

Zaballos P, Del Pozo LJ, Argenziano G, Medina C, Lacarrubba F, Ferrer B, Martín JM, Llambrich A, Zalaudek I, Bañuls J. Dermoscopy of cutaneous smooth muscle neoplasms: a morphological study of 136 cases. *Journal of the European Academy of Dermatology and Venereology*. 2019 Apr; 33(4): 693-699. doi: 10.1111/jdv.15392. PMID: 30520516. IF: 5,113. 1Q-1D

Liu ZB, Ezzedine NE, Eterovic AK, Ensor JE, Huang HJ, Albanell

J, Choi DS, Lluch A, Liu Y, Rojo F, Wong H, Martínez-Dueñas E, Guerrero-Zotano Á, Shao ZM, Darcourt JG, Mills GB, Dave B, Chang JC. Detection of breast cancer stem cell gene mutations in circulating free DNA during the evolution of metastases. *Breast Cancer Research and Treatment*. 2019 Nov; 178(2): 251-261. doi: 10.1007/s10549-019-05374-x. PMID: 31388936. IF: 3,471. 2Q

Rodríguez BJ, Córdoba GD, Aranda AG, Álvarez M, Vicioso L, Pérez CL, Hernando C, Bermejo B, Parreño AJ, Lluch A, Ryder MB, Jones FS, Fredebohm J, Holtrup F, Queipo-Ortuño MI, Alba E. Detection of TP53 and PIK3CA mutations in circulating tumor DNA using next-generation sequencing in the screening process for early breast cancer diagnosis. *Journal of Clinical Medicine*. 2019 Aug 7; 8(8). pii: E1183. doi: 10.3390/jcm8081183. PMID: 31394872. IF: 5,688. 1Q-1D

Sternby H, Bolado F, Canaval-Zuleta HJ, Marra-López C, Hernando-Alonso AI, Del-Val-Antoñana A, García-Rayado G, Rivera-Irigoien R, Grau-García FJ, Oms L, Millastre-Bocos J, Pascual-Moreno I, Martínez-Ares D, Rodríguez-Oballe JA, López-Serrano A, Ruiz-Rebollo ML, Viejo-Almanzor A, González-de-la-Higuera B, Orive-Calzada A, Gómez-Anta I, Pamies-Guilabert J, Fernández-Gutiérrez-Del-Álamo F, Iranzo-González-Cruz I, Pérez-Muñante ME, Esteba MD, Pardillos-Tomé A, Zapater P, de-Madaria E. Determinants of severity in acute pancreatitis: a nation-wide multicenter prospective cohort study. *Annals of Surgery*. 2019 Aug; 270(2): 348-355. doi: 10.1097/SLA.0000000000002766. PMID: 29672416. IF: 9,476. 1Q-1D

Huijben JA, Wiegers EJA, de Keizer NF, Maas AIR, Menon D, Ercole A, Citerio G, Lecky F, Wilson L, Cnossen MC, Polinder S, Steyerberg EW, van der Jagt M, Lingsma HF; Delphi panel. Development of a quality indicator set to measure and improve quality of ICU care for patients with traumatic brain injury. *Critical Care*. 2019 Mar 22; 23(1): 95. doi: 10.1186/s13054-019-2377-x. PMID: 30902117. IF: 6,959. 1Q

Gual M, Formiga F, Ariza-Solé A, López-Palop R, Sanchís J, Marín F, Vidán MT, Martínez-Sellés M, Sionis A, Sánchez-Salado JC, Lorente V, Díez-Villanueva P, Vives-Borrás M, Cordero A, Bueno H, Alegre O, Abu-Assi E, Cequier Á; LONGEVO-SCA registry investigators. Diabetes mellitus, frailty and prognosis in very elderly patients with acute coronary syndromes. *Aging Clinical and Experimental Research*. 2019 Nov; 31(11): 1635-1643. doi: 10.1007/s40520-018-01118-x. PMID: 30671867. IF: 2,331. 3Q

Carmena R, Betteridge DJ. Diabetogenic action of statins: mechanisms current. *Atherosclerosis Reports*. 2019 Apr 30; 21(6): 23. doi: 10.1007/s11883-019-0780-z. PMID: 31037345. IF: 3,769. 1Q

Bisbal F, Alarcón F, Ferrero-De-Loma-Osorio A, González-Ferrer JJ, Alonso-Martín C, Pachón M, Vallés E, Cabanas-Grandío P, Sanchez M, Benito E, Sarrias A, Ruiz-Granell R, Pérez-Villacastín J, Viñolas X, Arias MA, Martí-Almor J, García-Campo E, Fernández-Lozano I, Villuendas R, Mont L. Diagnosis-to-ablation time in atrial fibrillation: A modifiable factor relevant to clinical outcome. *Journal of Cardiovascular Electrophysiology*. 2019 Sep; 30(9): 1483-1490. doi: 10.1111/jce.14000. Epub 2019 Jun 6. PMID: 31115940. IF: 2,91. 2Q

Zhang ZY, Marrachelli VG, Yang WY, Trensón S, Huang QF, Wei FF, Thijs L, Van Keer J, Monleon D, Verhamme P, Voigt JU, Kuznetsova T, Redón J, Staessen JA. Diastolic left ventricular function in relation to circulating metabolic biomarkers in a population study. *European Journal of Preventive Cardiology*. 2019 Jan; 26(1): 22-32. doi: 10.1177/2047487318797395. PMID: 30196724. IF: 5,64. 1Q

García-Arellano A, Martínez-González MA, Ramallal R, Salas-Salvadó J, Hébert JR, Corella D, Shivappa N, Forga L, Schröder H, Muñoz-Bravo C, Estruch R, Fiol M, Lapetra J, Serra-Majem L, Ros E, Rekondo J, Toledo E, Razquin C, Ruiz-Canela M; SUN and PREDIMED Study Investigators. Dietary inflammatory index and all-cause mortality in large cohorts: The SUN and PREDIMED studies. *Clinical nutrition*. 2019 Jun; 38(3): 1221-1231. doi: 10.1016/j.clnu.2018.05.003. PMID: 30651193. IF: 6,402. 1Q-1D

López-Domènech S, Martínez-Herrera M, Abad-Jiménez Z, Morillas C, Escribano-López I, Díaz-Morales N, Bañuls C, Víctor VM, Rocha M. Dietary weight loss intervention improves subclinical atherosclerosis and oxidative stress markers in leukocytes of obese humans. *International Journal of Obesity*. 2019 Nov; 43(11): 2200-2209. doi: 10.1038/s41366-018-0309-5. PMID: 30622308. IF: 4,514. 1Q

Lozano WM, Arias-Mutis OJ, Calvo CJ, Chorro FJ, Zarzoso M. Diet-Induced Rabbit Models for the Study of Metabolic Syndrome. *Animals*. 2019 Jul 20; 9(7). pii: E463. doi: 10.3390/ani9070463. PMID: 31330823. IF: 1,832. 1Q

Chaparro M, Garre A, Ricart E, Iglesias-Flores E, Taxonera C, Domènech E, Gisbert JP; ENEIDA study group. Differences between childhood- and adulthood-onset inflammatory bowel disease: the CAROUSEL study from GETECCU. *Alimentary Pharmacology & Therapeutics*. 2019 Feb; 49(4): 419-428. doi: 10.1111/apt.15114. PMID: 30637837. IF: 7,731. 1Q-1D

Megías-Vericat JE, Martínez-Cuadrón D, López JM, Bergua JM, Tormo M, Serrano J, González A, de Oteyza JP, Vives S, Vidriales B, Herrera P, Vera JA, Martínez AL, de la Fuente A, Amador ML, Hernández-Rivas JÁ, Fernández MÁ, Cerveró CJ, Morillo

D, Campo PH, Gorrochategui J, Primo D, Rojas JL, Guenova M, Ballesteros J, Sanz M, Montesinos P. Differences in ex-vivo chemosensitivity to anthracyclines in first line acute myeloid leukemia. *Mediterranean Journal of Hematology and Infectious Diseases*. 2019 Mar 1; 11(1): e2019016. doi: 10.4084/MJHID.2019.016. PMID: 30858954. IF: 1,586. 4Q

Ruiz-Granell R, Ballesteros G, Andreu D, Erkiaga A, Ferrero-De-Loma-Osorio A, Ramos P, Martínez-Brotóns A, Vives-Rodríguez E, Izquierdo-de-Francisco M, García-Bolao I. Differences in scar lesion formation between radiofrequency and cryoballoon in atrial fibrillation ablation: a comparison study using ultra-high-density mapping. *Europace: European pacing, arrhythmias, and cardiac*. 2019 Feb 1; 21(2): 250-258. doi: 10.1093/europace/euy208. PMID: 30321320. IF: 6,100. 1Q

Palau P, Bertomeu-González V, Sanchis J, Soler M, de la Espriella R, Domínguez E, Santas E, Núñez E, Chorro FJ, Miñana G, Bayés-Genís A, Núñez J. Differential prognostic impact of type 2 diabetes mellitus in women and men with heart failure with preserved ejection fraction. *Revista Espanola de Cardiologia*. 2019 Oct 16. pii: S1885-5857(19)30264-6. doi: 10.1016/j.rec.2019.09.002. PMID: 31629690. IF: 5,126. 1Q

Taoro-González L, Cabrera-Pastor A, Sancho-Alonso M, Arenas YM, Meseguer-Estornell F, Balzano T, ElMlili N, Felipe V. Differential role of interleukin-1 beta in neuroinflammation-induced impairment of spatial and nonspatial memory in hyperammemonic rats. *FASEB Journal*. 2019 Sep; 33(9): 9913-9928. doi: 10.1096/fj.201900230RR. PMID: 31162953. IF: 5,391. 1Q-1D

Llàcer P, Núñez J, Bayés-Genís A, Conde Martel A, Cabanes Hernández Y, Díez Manglano J, Álvarez Rocha P, Soler Rangel L, Gómez Del Olmo V, Manzano L, Montero Pérez-Barquero M. Digoxin and prognosis of heart failure in older patients with preserved ejection fraction: importance of heart rate. Results from an observational and multicenter study. *European Journal of Internal Medicine*. 2019 Feb; 60: 18-23. doi: 10.1016/j.ejim.2018.10.010. PMID: 30360944. IF: 3,66. 1Q

Gas C, Canales-Rodríguez EJ, Radua J, Abasolo N, Cortés MJ, Salvadó E, Muntané G, Alemán-Gómez Y, Julià T, Marsal S, Sanjuan J, Guitart M, Costas J, Martorell L, Pomarol-Clotet E, Vilcella E. Discoidin domain receptor 1 gene variants are associated with decreased white matter fractional anisotropy and decreased processing speed in schizophrenia. *Journal of Psychiatric Research*. 2019 Mar; 110: 74-82. doi: 10.1016/j.jpsychires.2018.12.021. PMID: 30597424. IF: 3,917. 2Q

Vila-Caballer M, González-Granado JM, Zorita V, Abu Nabah YN, Silvestre-Roig C, Del Monte-Monge A, Molina-Sánchez P, Ait-

9 publication list

Oufella H, Andrés-Manzano MJ, Sanz MJ, Weber C, Kremer L, Gutiérrez J, Mallat Z, Andrés V. Disruption of the CCL1-CCR8 axis inhibits vascular Treg recruitment and function and promotes atherosclerosis in mice. *Journal of Molecular and Cellular Cardiology*. 2019 Jul; 132: 154-163. doi: 10.1016/j.yjmcc.2019.05.009. PMID: 31121182. IF: 5,055. 1Q

Iannantuoni F, Diaz-Morales N, Escribano-Lopez I, Sola E, Roland-Torres I, Apostolova N, Bañuls C, Rovira-Llopis S, Rocha M, Víctor VM. Does glycemic control modulate the impairment of NLRP3 inflammasome activation in type 2 diabetes?. *Antioxidants & Redox Signaling*. 2019 Jan 10; 30(2): 232-240. doi: 10.1089/ars.2018.7582. PMID: 29860862. IF: 5,828. 1Q

Moraleda L, Bravo C, Forriol F, Albiñana J. Does orientation of the femoral head affect acetabular development? an experimental study in lamb. *Journal of Pediatric Orthopedics*. 2019 Sep; 39(8): 416-421. doi: 10.1097/BPO.0000000000000974. PMID: 31393302. IF: 2,046. 2Q

Parra-Llorca A, Gormaz M, Sánchez-Illana Á, Piñeiro-Ramos JD, Collado MC, Serna E, Cernada M, Nuñez-Ramiro A, Ramón-Beltrán A, Oger C, Galano JM, Vigor C, Durand T, Kuligowski J, Vento M. Does pasteurized donor human milk efficiently protect preterm infants against oxidative stress?. *Antioxidants & Redox Signaling*. 2019 Oct 10; 31(11): 791-799. doi: 10.1089/ars.2019.7821. PMID: 31250657. IF: 5,828. 1Q

Sabater L, Cugat E, Serrablo A, Suarez-Artacho G, Diez-Valladares L, Santoyo-Santoyo J, Martín-Pérez E, Ausania F, Lopez-Ben S, Jover-Navalon JM, Garcés-Albir M, Garcia-Domingo MI, Serradilla M, Pérez-Aguirre E, Sánchez-Pérez B, Di Martino M, Senra-Del-Rio P, Falgueras-Verdaguer L, Carabias A, Gómez-Mateo MC, Ferrandez A, Dorcaratto D, Muñoz-Fornier E, Fondevila C, Padillo J. Does the artery-first approach improve the rate of r0 resection in pancreatoduodenectomy?: a multicenter, randomized, controlled trial. *Annals of Surgery*. 2019 Nov; 270(5): 738-746. doi: 10.1097/SLA.0000000000003535. PMID: 31498183. IF: 9,476. 1Q-1D

Ortí G, García-Cadenas I, López-Corral L, Pérez A, Jimenez MJ, Sánchez-Ortega I, Alonso L, Sisinni L, Fox L, Villacampa G, Badell I, de Heredia CD, Parody R, Ferrà C, Solano C, Caballero D, Martino R, Querol S, Valcárcel D. Donor lymphocyte infusions for B-cell malignancies relapse after T-cell replete allogeneic hematopoietic cell transplantation. *Bone Marrow Transplantation*. 2019 Jul; 54(7): 1133-1137. doi: 10.1038/s41409-018-0422-z. PMID: 30546069. IF: 4,674. 1Q

Ruso-Julve F, Pombero A, Pilar-Cuéllar F, García-Díaz N, Garcia-Lopez R, Juncal-Ruiz M, Castro E, Díaz Á, Vazquez-Bourgón J, García-Blanco A, Garro-Martinez E, Pisonero H, Estirado

A, Ayesa-Arriola R, López-Giménez J, Mayor F Jr, Valdizán E, Meana J, Gonzalez-Maeso J, Martínez S, Vaqué JP, Crespo-Facorro B. Dopaminergic control of ADAMTS2 expression through cAMP/CREB and ERK: molecular effects of antipsychotics. *Translational Psychiatry*. 2019 Nov 18; 9(1):306. doi: 10.1038/s41398-019-0647-7. PMID: 31740729. IF: 5,182. 1Q

Gargallo-Benedicto A, Pérez-Torregrosa V, Clemente-Tomás R, Duch-Samper AM. Dual corneal involvement by endothelial and epithelial corneal dystrophies in Steinert's disease: a case of triple dystrophy. *European Journal of Ophthalmology*. 2019; Sep 2:1120672119872374. DOI: 10.1177/1120672119872374. PMID: 31476892. IF: 1,716. 3Q

Lluch A, González-Angulo AM, Casadevall D, Eterovic AK, Martínez de Dueñas E, Zheng X, Guerrero-Zotano Á, Liu S, Pérez R, Chen K, Chacón JI, Mills GB, Antolín S, Blancas I, López-Serra P, Carrasco E, Caballero R, Prat A, Rojo F, Gonzalez-Perez A, Meric-Bernstam F, Albanell J. Dynamic clonal remodelling in breast cancer metastases is associated with subtype conversion. *European Journal of Cancer*. 2019 Oct; 120: 54-64. doi: 10.1016/j.ejca.2019.07.003. PMID: 31491604. IF: 6,68. 1Q

Aldás I, Menéndez R, Méndez R, España PP, Almirall J, Boderías L, Rajas O, Zalacaín R, Vendrell M, Mir I, Torres A, grupo NEUMONAC. Early and late cardiovascular events in patients hospitalized for community-acquired pneumonia. *Archivos de Bronconeumología*. 2019 Nov 29. pii: S0300-2896(19)30401-6. doi: 10.1016/j.arbres.2019.10.009. PMID: 31791646. IF: 4,214. 1Q

Taxonera C, Iborra M, Bosca-Watts MM, Rubio S, Nantes Ó, Higuera R, Bertoletti F, Martínez-Montiel P, Sierra-Ausin M, Mancañido N, Lázaro Pérez-Calle J, Algaba A, Olivares D, Alba C. Early dose optimization of golimumab induces late response and long-term clinical benefit in moderately to severely active ulcerative colitis. *Current Medical Research and Opinion*. 2019 Jul; 35(7): 1297-1304. doi: 10.1080/03007995.2019.1579557. PMID: 30722703. IF: 2,345. 2Q

Bordoni L, Nasuti C, Fedeli D, Galeazzi R, Laudadio E, Massacesi L, López-Rodas G, Gabbianelli R. Early impairment of epigenetic pattern in neurodegeneration: additional mechanisms behind pyrethroid toxicity. *Experimental Gerontology*. 2019 Sep; 124: 110629. doi: 10.1016/j.exger.2019.06.002. PMID: 31175960. IF: 3,08. 2Q

Rodríguez-Otero P, Mateos MV, Martínez-López J, Martín-Calvo N, Hernández MT, Ocio EM, Rosiñol L, Martínez R, Teruel AI, Gutiérrez NC, Bargay J, Bengoechea E, González Y, de Oteyza

JP, Gironella M, Encinas C, Martín J, Cabrera C, Palomera L, de Arriba F, Cedena MT, Paiva B, Puig N, Oriol A, Bladé J, Lahuerta JJ, Miguel JFS. Early myeloma-related death in elderly patients: development of a clinical prognostic score and evaluation of response sustainability role (vol 32, pg 2427, 2018). *Leukemia*. 2019 Apr; 33(4): 1056. doi: 10.1038/s41375-019-0408-x. PMID: 30846864. IF: 9,944. 1Q-1D

Misra S, Gelaye B, Koenen KC, Williams DR, Borba CPC, Quattrone D, Di Forti M, La Cascia C, La Barbera D, Tarricone I, Berardi D, Szöke A, Arango C, Tortelli A, de Haan L, Velthorst E, Bobes J, Bernardo M, Sanjuán J, Santos JL, Arrojo M, Del-Ben CM, Menezes PR, Selten JP, Jones PB, Kirkbride JB; EU-GEI WP2 Group, Rutten BPF, van Os J, Murray RM, Gayer-Anderson C, Morgan C. Early parental death and risk of psychosis in offspring: a six-country case-control study. *Journal of Clinical Medicine*. 2019 Jul 23; 8(7). pii: E1081. doi: 10.3390/jcm8071081. PMID: 31340495. IF: 5,688. 1Q-1D

Palau P, Mollar A, Domínguez E, Sanchis J, Bayés-Genís A, Núñez J. Early Sacubitril/Valsartan-driven benefit on exercise capacity in heart failure with reduced ejection fraction: a pilot study. *Revista Española de Cardiología*. 2019 Feb; 72(2): 167-169. doi: 10.1016/j.rec.2017.11.025. PMID: 29373254. IF: 5,126. 1Q

Bautista F, Cañete A, Ramírez-Villar GL, Fernández JM, Fuster JL, Diaz de Heredia C, Astigarraga I, García-Ariza M, Rives S, Dapena JL, Márquez C, Molinés A, Bermúdez MDM, Gallego S, Andrés MDM, Verdu-Amoros J, Hernández C, López M, Catalá A, Lassaletta Á, Cruz O, Ramírez M, Lendínez F, Carboné A, Gomez Sirvent J, Tallón M, Acha T, Moreno L, Fernández-Teijeiro A; Sociedad Española de Hematología y Oncología Pediátrica (SEHOP). ECLIM-SEHOP, a new platform to set up and develop international academic clinical trials for childhood cancer and blood disorders in Spain. *Clinical & Translational Oncology*. 2019 Dec; 21(12): 1763-1770. doi: 10.1007/s12094-019-02221-9. PMID: 31598904. IF: 2,441. 3Q

Estañ-Capell J, Alarcón-Torres B, Bermúdez JD, Martínez-Rodríguez L, Martínez-Costa C. Effect of a surveillance system for decreasing neonatal nosocomial infections. *Early Human Development*. 2019 Apr; 131: 36-40. doi: 10.1016/j.earlhumdev.2019.02.006. PMID: 30825743. IF: 1,853. 2Q

Bosch-Sierra N, Marqués-Cardete R, Gurrea-Martínez A, Graudel Valle C, Morillas C, Hernández-Mijares A, Bañuls C. Effect of fibre-enriched orange juice on postprandial glycaemic response and satiety in healthy individuals: an acute, randomised, placebo-controlled, double-blind, crossover study. *Nutrients*. 2019 Dec 10; 11(12). pii: E3014. doi: 10.3390/nu11123014. PMID: 31835476. IF: 4,171. 1Q

Priego-Quesada JI, Jimenez-Perez I, Cibrián Ortiz de Anda RM, González-Peña R, Salvador Palmer R. Effect of in-class group clicker-quiz competition on student final exam performance. *Advances in Physiology Education*. 2019 Sep 1; 43(3): 430-434. doi: 10.1152/advan.00032.2019. PMID: 31408383. IF: 2,287. 2Q

Espí-López GV, Inglés M, Ferrando AC, Serra-Añó P. Effect of Kinesio taping on clinical symptoms in people with fibromyalgia: a randomized clinical trial. *Journal of Back and Musculoskeletal Rehabilitation*. 2019; 32(4): 561-567. doi: 10.3233/BMR-171100. PMID: 30530959. IF: 0,814. 4Q

Bastidas A, de la Serna J, El Idrissi M, Oostvogels L, Guittet P, López-Jiménez J, Vural F, Pohlreich D, Zuckerman T, Issa NC, Gaidano G, Lee JJ, Abhyankar S, Solano C, Perez de Oteyza J, Satlin MJ, Schwartz S, Campins M, Rocci A, Vallejo Llamas C, Lee DG, Tan SM, Johnston AM, Grigg A, Boeckh MJ, Campora L, Lopez-Fauqued M, Heineman TC, Stadtmauer EA, Sullivan KM; ZOE-HSCT Study Group Collaborators. Effect of recombinant zoster vaccine on incidence of herpes zoster after autologous stem cell transplantation a randomized clinical trial. *JAMA-Journal of the American Medical Association*. 2019 Jul 9; 322(2): 123-133. doi: 10.1001/jama.2019.9053. PMID: 31287523. IF: 51,273. 1Q-1D

Sánchez-Pérez A, Cano-Tovar AB, Martín-de-Llano JJ, Sarobe-Oyarzun FJ, Davis S, Carda-Batalla C. Effect of rotary instrument mineral oil lubricant on osseointegration, a randomized blinded study in rabbits. *Journal of Oral Implantology*. 2019 Feb; 45(1): 12-17. doi: 10.1563/aaaid-joi-D-18-00080. PMID: 30036145. IF: 1,062. 4Q

Guglieri-Lopez B, Perez-Pitarch A, Garcia-Cadenas I, Gimenez E, Barba P, Rabella N, Hernandez-Boluda JC, Fox L, Valcarcel D, Esquirol A, Ferriols-Lisart R, Sierra J, Solano C, Navarro D, Martino R, Piñana JL. Effect of sirolimus exposure on the need for preemptive antiviral therapy for cytomegalovirus infection after allogeneic hematopoietic stem cell transplantation. *Biology of Blood and Marrow Transplantation*. 2019 May; 25(5): 1022-1030. doi: 10.1016/j.bbmt.2019.01.012. PMID: 30639821. IF: 3,599. 2Q

Soto-Peñaloza D, Caneva M, Viña-Almunia J, Martín-de-Llano JJ, García-Mira B, Peñarrocha-Oltra D, Botticelli D, Peñarrocha-Diago M. Effect on osseointegration of two implant macrodesigns: a histomorphometric analysis of bicortically installed implants in different topographic sites of rabbit's tibiae. *Medicina Oral Patología Oral y Cirugía Bucal*. 2019 Jul 1; 24(4): e502-e510. doi: 10.4317/medoral.22825. PMID: 31232382. IF: 1,284. 3Q

9 publication list

Pasquau J, de Jesus SE, Arazo P, Crusells MJ, Ríos MJ, Lozano F, de la Torre J, Galindo MJ, Carmena J, Santos J, Tornero C, Verdejo G, Samperiz G, Palacios Z, Hidalgo-Tenorio C; RIDAR Study Group. Effectiveness and safety of dual therapy with rilpivirine and boosted darunavir in treatment-experienced patients with advanced HIV infection: a preliminary 24week analysis (RIDAR study). *BMC Infectious Diseases*. 2019 Feb 28; 19(1): 207. doi: 10.1186/s12879-019-3817-6. PMID: 30819101. IF: 2,565. 3Q

Serra-Añó P, Inglés M, Bou-Catalá C, Iraola-Lliso A, Espí-López GV. Effectiveness of myofascial release after breast cancer surgery in women undergoing conservative surgery and radiotherapy: a randomized controlled trial. *Supportive Care in Cancer*. 2019 Jul; 27(7): 2633-2641. doi: 10.1007/s00520-018-4544-z. PMID: 30470892. IF: 2,754. 1Q

Ray KK, Colhoun HM, Szarek M, Baccara-Dinet M, Bhatt DL, Bittner VA, Budaj AJ, Diaz R, Goodman SG, Hanotin C, Harrington RA, Jukema JW, Loizeau V, Lopes RD, Moryusef A, Murin J, Pordy R, Ristic AD, Roe MT, Tuñón J, White HD, Zeiher AM, Schwartz GG, Steg PG; ODYSSEY OUTCOMES Committees and Investigators. Effects of alirocumab on cardiovascular and metabolic outcomes after acute coronary syndrome in patients with or without diabetes: a prespecified analysis of the ODYSSEY OUTCOMES randomised controlled trial. *Lancet Diabetes & Endocrinology*. 2019 Aug; 7(8): 618-628. doi: 10.1016/S2213-8587(19)30158-5. PMID: 31272931. IF: 24,54. 1Q-1D

Espí-López GV, Serra-Añó P, Cobo-Pascual D, Zarzoso M, Suso-Martí L, Cuenca-Martínez F, Inglés M. Effects of taping and balance exercises on knee and lower extremity function in amateur soccer players: a randomized controlled trial. *Journal of Sport Rehabilitation*. 2019 May 16: 1-25. doi: 10.1123/jsr.2018-0452. PMID: 31094640. IF: 1,5. 3Q

Curto Y, Alcaide J, Röckle I, Hildebrandt H, Nacher J. Effects of the genetic depletion of polysialyltransferases on the structure and connectivity of interneurons in the adult prefrontal cortex. *Frontiers in Neuroanatomy*. 2019 Feb 6; 13:6. doi: 10.3389/fnana.2019.00006. PMID: 3078787. IF: 2,923. 1Q-1D

Baños RM, Oliver E, Navarro J, Vara MD, Cebolla A, Lurbe E, Pitti JA, Torrón MI, Botella C. Efficacy of a cognitive and behavioral treatment for childhood obesity supported by the ETIOBE web platform. *Psychology Health & Medicine*. 2019 Jul; 24(6): 703-713. doi: 10.1080/13548506.2019.1566622. PMID: 30648879. IF: 1,603. 3Q

Mishra GD, Chung HF, Cano A, Chedraui P, Goulis DG, Lopes P, Mueck A, Rees M, Senturk LM, Simoncini T, Stevenson JC,

Stute P, Tuomikoski P, Lambrinoudaki I. EMAS position statement: predictors of premature and early natural menopause. *Maturitas*. 2019 May; 123: 82-88. doi: 10.1016/j.maturitas.2019.03.008. PMID: 31027683. IF: 3,654. 1Q

Rubio C, Rienzi L, Navarro-Sánchez L, Cimadomo D, García-Pascual CM, Albricci L, Soscia D, Valbuena D, Capalbo A, Ubaldi F, Simón C. Embryonic cell-free DNA versus trophoctoderm biopsy for aneuploidy testing: concordance rate and clinical implications. *Fertility and Sterility*. 2019 Sep; 112(3): 510-519. doi: 10.1016/j.fertnstert.2019.04.038. PMID: 31200971. IF: 5,411. 1Q-1D

Catalá-López F, Ridaó M, Bernal-Delgado E, Moher D, Repullo JR. Endorsement of guidelines for reporting economic evaluation studies by Spanish biomedical journals. *Gaceta Sanitaria*. 2019 May - Jun; 33(3): 255-258. doi: 10.1016/j.gaceta.2018.12.006. PMID: 30878246. IF: 1,656. 3Q

Chaparro M, Barreiro-de Acosta M, Benítez JM, Cabriada JL, Casanova MJ, Ceballos D, Esteve M, Fernández H, Ginard D, Gomollón F, Lorente R, Nos P, Riestra S, Rivero M, Robledo P, Rodríguez C, Sicilia B, Torrella E, Garre A, García-Esquinas E, Rodríguez-Artalejo F, Gisbert JP; EpidemiBD study group of GETECCU. EpidemiBD: rationale and design of a large-scale epidemiological study of inflammatory bowel disease in Spain. *Therapeutic Advances in Gastroenterology*. 2019 May 21; 12: 1756284819847034. doi: 10.1177/1756284819847034. PMID: 31205485. IF: 3,961. 2Q

Rodríguez-Santana Y, Sanchez-Almeida E, Garcia-Vera C, Garcia-Ventura M, Martinez-Espigares L; PAPenRED. Epidemiological and clinical characteristics and the approach to infant chickenpox in primary care. *European Journal of Pediatrics*. 2019 May; 178(5): 641-648. doi: 10.1007/s00431-019-03332-9. PMID: 30767142. IF: 2,188. 2Q

San-Miguel T, Navarro L, Megías J, Muñoz-Hidalgo L, Gil-Benso R, Roldán P, López-Ginés C, Cerdá-Nicolás M. Epigenetic changes underlie the aggressiveness of histologically benign meningiomas that recur. *Human Pathology*. 2019 Feb; 84: 105-114. doi: 10.1016/j.humpath.2018.07.035. PMID: 30261191. IF: 2,74. 2Q

Bernardo-Castiñeira C, Valdés N, Celada L, Martínez ASJ, Sáenz-de-Santa-María I, Bayón GF, Fernández AF, Sierra MI, Fraja MF, Astudillo A, Jiménez-Fonseca P, Rial JC, Hevia MÁ, Turienzo E, Bernardo C, Forga L, Tena I, Molina-Garrido MJ, Cacho L, Villabona C, Serrano T, Scola B, Chirivella I, Del Olmo M, Menéndez CL, Navarro E, Tous M, Vallejo A, Athimulam S, Bancos I, Suarez C, Chiara MD. Epigenetic deregulation of protocadherin

pcdhgc3 in pheochromocytomas/paragangliomas associated with SDHB mutations. *Journal of Clinical Endocrinology and Metabolism*. 2019 Nov 1; 104(11): 5673-5692. doi: 10.1210/jc.2018-01471. PMID: 31216007. IF: 5,605. 1Q

Beltrán-García J, Osca-Verdegal R, Mena-Mollá S, García-Giménez JL. Epigenetic IVD tests for personalized precision medicine in cáncer. *Frontiers in Genetics*. 2019 Jun 28; 10: 621. doi: 10.3389/fgene.2019.00621. PMID: 31316555. IF: 3,517. 2Q

Ibáñez-Cabellos JS, Seco-Cervera M, Osca-Verdegal R, Pallardó FV, García-Giménez JL. Epigenetic regulation in the pathogenesis of sjögren syndrome and rheumatoid arthritis. *Frontiers in Genetics*. 2019 Nov 13; 10: 1104. doi: 10.3389/fgene.2019.01104. PMID: 31798626. IF: 3,517. 2Q

Guerrero-Zotano AL, Stricker TP, Formisano L, Hutchinson KE, Stover DG, Lee KM, Schwarz LJ, Giltane JM, Estrada MV, Jansen VM, Servetto A, Gavilá J, Perez-Fidalgo JA, Lluch A, Llombart-Cussac A, Bayar MA, Michiels S, André F, Arnedos M, Guillem V, Ruiz-Simon A, Arteaga CL. ER+ breast cancers resistant to prolonged neoadjuvant letrozole exhibit an E2F4 transcriptional program sensitive to CDK4/6 Inhibitors [vol 24, pg 2517, 2018]. *Clinical Cancer Research*. 2019 Feb 15; 25(4): 1431. doi: 10.1158/1078-0432.CCR-18-4270. PMID: 30770490. IF: 8,911. 1Q-1D

Pries LK, Lage-Castellanos A, Delespaul P, Kenis G, Luykx JJ, Lin BD, Richards AL, Akdede B, Binbay T, Altinyazar V, Yalinçetin B, Gümüş-Akay G, Cihan B, Soygür H, Ulaş H14, Cankurtaran EŞ, Kaymak SU, Mihaljevic MM, Petrovic SA, Mirjanic T, Bernardo M, Cabrera B, Bobes J, Saiz PA, García-Portilla MP, Sanjuan J, Aguilar EJ, Santos JL, Jiménez-López E, Arrojo M, Carracedo A, López G, González-Peñas J, Parellada M, Maric NP, Atbaşoğlu C, Uçok A, Alptekin K, Saka MC; Genetic Risk and Outcome of Psychosis (GROUP) investigators, Arango C, O'Donovan M, Rutten BPF, van Os J, Guloksuz S. Estimating exposome score for schizophrenia using predictive modeling approach in two independent samples: the results from the EUGEI study. *Schizophrenia Bulletin*. 2019 Sep 11; 45(5): 960-965. doi: 10.1093/schbul/sbz054. PMID: 31508804. IF: 7,289. 1Q-1D

Jones MR, Tellez-Plaza M, Vaidya D, Grau-Perez M, Post WS, Kaufman JD, Guallar E, Francesconi KA, Goessler W, Nachman KE, Sanchez TR, Navas-Acien A. Ethnic, geographic and dietary differences in arsenic exposure in the multi-ethnic study of atherosclerosis (MESA). *Journal of Exposure Science and Environmental Epidemiology*. 2019 Apr; 29(3): 310-322. doi: 10.1038/s41370-018-0042-0. PMID: 29795237. IF: 3,025. 1Q

Ait Abderrahim L, Taïbi K, Ait Abderrahim N, Boussaid M, Rios-Navarro C, Ruiz-Saurí A. Euphorbia honey and garlic: biological activity and burn wound recovery. *Burns*. 2019 Nov; 45(7): 1695-1706. doi: 10.1016/j.burns.2019.05.002. PMID: 31167717. IF: 2,247. 2Q

Torres Fink I, Tormo Palop N, Borrás Salvador R, Buesa Gómez J, Gimeno Cardona C, Navarro Ortega D. Evaluation of the DNA microarray "AMR Direct Flow Chip Kit" for detection of antimicrobial resistance genes from Gram-positive and Gram-negative bacterial isolated colonies. *Enfermedades Infecciosas y Microbiología Clínica*. 2019 Aug - Sep; 37(7): 454-457. doi: 10.1016/j.eimc.2018.12.015. PMID: 30857832. IF: 1,685. 4Q

Gago-Veiga AB, Santos-Lasaosa S, Cuadrado ML, Guerrero ÁL, Irimia P, Láinez JM, Leira R, Pascual J, Sanchez Del Río M, Vi-guera J, Pozo-Rosich P. Evidence and experience with onabotulinumtoxin A in chronic migraine: recommendations for daily clinical practice. *Neurología*. 2019 Jul - Aug; 34(6): 408-417. doi: 10.1016/j.nrl.2017.09.008. PMID: 2916981. IF: 2,038. 3Q

Torregrosa MD, Escudero MJ, Paredero I, Carrasco E, Bermejo B, Gavila J, García-Saenz J, Santaballa A, Martínez P, Llombart A, Andrés R, Batista N, Fernández A, Antón A, Seguí M, Gonzalez S, Ruiz A; GEICAM, the Spanish Breast Cancer Group. Evolution of older patients diagnosed with early breast cancer in Spain between 1998 and 2001 included in El Alamo III project. *Clinical & Translational Oncology*. 2019 Dec; 21(12): 1746-1753. doi: 10.1007/s12094-019-02189-6. PMID: 31385227. IF: 2,441. 3Q

Guloksuz S, Pries LK, Delespaul P, Kenis G, Luykx JJ, Lin BD, Richards AL, Akdede B, Binbay T, Altinyazar V, Yalinçetin B, Gümüş-Akay G, Cihan B, Soygür H, Ulaş H, Cankurtaran E, Kaymak SU, Mihaljevic MM, Petrovic SA, Mirjanic T, Bernardo M, Cabrera B, Bobes J, Saiz PA, García-Portilla MP, Sanjuan J, Aguilar EJ, Santos JL, Jiménez-López E, Arrojo M, Carracedo A, López G, González-Peñas J, Parellada M, Maric NP, Atbaşoğlu C, Uçok A, Alptekin K, Saka MC; Genetic Risk and Outcome of Psychosis (GROUP) investigators, Arango C, O'Donovan M, Rutten BPF, van Os J. Examining the independent and joint effects of molecular genetic liability and environmental exposures in schizophrenia: results from the EUGEI study. *World Psychiatry*. 2019 Jun; 18(2): 173-182. doi: 10.1002/wps.20629. PMID: 31059627. IF: 34,024. 1Q-1D

Pradas I, Jové M, Huynh K, Puig J, Ingles M, Borrás C, Viña J, Meikle PJ, Pamplona R. Exceptional human longevity is associated with a specific plasma phenotype of ether lipids. *Redox Biology*. 2019 Feb; 21: 101127. doi: 10.1016/j.redox.2019.101127. PMID: 30711699. IF: 7,793. 1Q-1D

9 publication list

AIDS Study Group (GeSIDA) of the Spanish Society of Infectious Diseases and Clinical Microbiology and the National AIDS Plan. Executive summary of the GeSIDA/National AIDS Plan consensus document on antiretroviral therapy in adults infected by the human immunodeficiency virus [updated January 2018]. *Enfermedades Infecciosas y Microbiología Clínica*. 2019 Mar; 37(3): 195-202. doi: 10.1016/j.eimc.2018.02.010. PMID: 29759422. IF: 1,685. 4Q

Abraham D, Feher J, Scuderi GL, Szabo D, Dobolyi A, Cservenak M, Juhasz J, Ligeti B, Pongor S, Gomez-Cabrera MC, Vina J, Higuchi M, Suzuki K, Boldogh I, Radak Z. Exercise and probiotics attenuate the development of Alzheimer's disease in transgenic mice: role of microbiome. *Experimental Gerontology*. 2019 Jan; 115: 122-131. doi: 10.1016/j.exger.2018.12.005. PMID: 30529024. IF: 3,08. 2Q

González-Pinto A, Balanzá-Martínez V, Benabarre Hernández A, Gutiérrez-Rojas L, Montes JM, de Dios Perrino C, Pérez Sola V, Montejo González ÁL, Giménez Palomo A, Crespo JM. Expert consensus on information sheet proposals for patients under treatment with lithium. Consenso de expertos sobre propuestas de información al paciente en tratamiento con sales de litio. *Revista de Psiquiatría y Salud Mental*. 2019 Dec 24. pii: S1888-9891(19)30102-8. doi: 10.1016/j.rpsm.2019.11.001. PMID: 31882351. IF: 2,927. 2Q

González Martín A, Oza AM, Embleton AC, Pfisterer J, Ledermann JA, Pujade-Lauraine E, Kristensen G, Bertrand MA, Beale P, Cervantes A, Kent E, Kaplan RS, Parmar MKB, Scotto N, Perren TJ; ICON investigators. Exploratory outcome analyses according to stage and/or residual disease in the ICON7 trial of carboplatin and paclitaxel with or without bevacizumab for newly diagnosed ovarian cancer. *Gynecologic Oncology*. 2019 Jan; 152(1): 53-60. doi: 10.1016/j.ygyno.2018.08.036. PMID: 30449719. IF: 4,393. 1Q-1D

Martinez-Ciarpaglini C, Machado I, Yoshida A, Nieto G, Berbegall AP, Blanquer-Maceiras MT, Noguera R, Ferrández A, Navarro S. Extra-adrenal adult neuroblastoma with aberrant germ cell marker expression: maturation after chemotherapy as an important clue to a challenging diagnosis. *International Journal of Surgical Pathology*. 2019 Aug; 27(5): 568-573. doi: 10.1177/1066896919835945. PMID: 30907195. IF: 0,975. 4Q

Taoro-Gonzalez L, Arenas YM, Cabrera-Pastor A, Felipe V. Extracellular cGMP reverses altered membrane expression of ampa receptors in hippocampus of hyperammonemic rats: underlying mechanisms. *Molecular Neurobiology*. 2019 Jun; 56(6): 4428-4439. doi: 10.1007/s12035-018-1387-z. PMID: 30328550. IF: 4,586. 1Q

Vinuesa V, Giménez E, Solano C, Albert E, Torres I, Pérez A, Hernández-Boluda JC, Piñana JL, Navarro D. Factors influencing cytomegalovirus DNA load measurements in whole blood and plasma specimens from allogeneic hematopoietic stem cell transplant recipients. *Diagnostic Microbiology and Infectious Disease*. 2019 May; 94(1): 22-27. doi: 10.1016/j.diagmicrobio.2018.11.012. PMID: 30579656. IF: 2,314. 3Q

Lloret-Durá MA, Panach-Navarrete J, Martínez-Jabaloyas JM, Valls-González L, Cózar-Olmo JM, Miñana-López B, Gómez-Veiga F, Rodríguez-Antolín A; Grupo Español de Cáncer de Próstata. Factors related to early castration resistance in metastatic prostate cancer: Results from the National Prostate Cancer Registry in Spain. *Actas Urológicas Españolas*. 2019 Dec; 43(10): 562-567. doi: 10.1016/j.acuro.2019.04.001. PMID: 31301868. IF: 1,136. 4Q

Oliveira M, Saura C, Nuciforo P, Calvo I, Andersen J, Passos-Coelho JL, Gil Gil M, Bermejo B, Patt DA, Ciruelos E, de la Peña L, Xu N, Wongchenko M, Shi Z, Singel SM, Isakoff SJ. FAIRLANE, a double-blind placebo-controlled randomized phase II trial of neoadjuvant ipatasertib plus paclitaxel for early triple-negative breast cancer. *Annals of Oncology*. 2019 Aug 1; 30(8): 1289-1297. doi: 10.1093/annonc/mdz177. PMID: 31147675. IF: 14,196. 1Q-1D

Borrás R, Martínez V, Vinuesa V, Torres I, Orta N, Clari MÁ, Prat J, Navarro D. Field performance of the Abbott RealTime MTB assay for the diagnosis of extrapulmonary tuberculosis in a low-prevalence setting. *Enfermedades Infecciosas y Microbiología Clínica*. 2019 Oct 24. pii: S0213-005X(19)30232-0. doi: 10.1016/j.eimc.2019.08.007. PMID: 31668859. IF: 1,685. 4Q

Agustín-Panadero R, Serra-Pastor B, Roig-Vanaclocha A, Fons-Font A, Solá-Ruiz MF. Fracture resistance and the mode of failure produced in metal-free crowns cemented onto zirconia abutments in dental implants. *PLoS One*. 2019 Aug 8; 14(8): e0220551. doi: 10.1371/journal.pone.0220551. PMID: 31393888. IF: 2,776. 2Q

Llaó I, Formiga F, Ariza Solé A, Cruzado JM, Sanchis J, Rama I, Martínez-Sellés M, Garay A, Guerrero C, Díez-Villanueva P, Alegre O, Abu-Assi E, Cequier À; LONGEVO-SCA registry investigators. Frequency of renal dysfunction and frailty in patients \geq 80 years of age with acute coronary syndromes. *American Journal of Cardiology*. 2019 Mar 1; 123(5): 729-735. doi: 10.1016/j.amjcard.2018.11.048. PMID: 30593340. IF: 2,843. 2Q

García-Cadenas I, Yáñez L, Jarque I, Martino R, Pérez-Simón JA, Valcárcel D, Sanz J, Bermúdez A, Muñoz C, Calderón-Cabrera C, García E, Alonso L, Suárez-Lledó M, González Vicent M, Heras

I, Viguria MC, Batlle M, Vázquez L, López J, Solano C; Spanish group of blood and marrow transplantation (GETH). Frequency, characteristics, and outcome of PTLD after allo-SCT: A multicenter study from the Spanish group of blood and marrow transplantation (GETH). *European Journal of Haematology*. 2019 Jun; 102(6): 465-471. doi: 10.1111/ejh.13226. PMID: 30828868. IF: 2,217. 3Q

Rodríguez-Sánchez I, García-Esquinas E, Mesas AE, Martín-Moreno JM, Rodríguez-Mañás L, Rodríguez-Artalejo F. Frequency, intensity and localization of pain as risk factors for frailty in older adults. *Age and Ageing*. 2019 Jan 1; 48(1): 74-80. doi: 10.1093/ageing/afy163. PMID: 30307470. IF: 4,511. 1Q

Valles SL, Iradi A, Aldasoro M, Vila JM, Aldasoro C, de la Torre J, Campos-Campos J, Jorda A. Function of Glia in Aging and the Brain Diseases. *International Journal of Medical Sciences*. 2019 Oct 5; 16(11): 1473-1479. doi: 10.7150/ijms.37769. IF: 2.333. 2Q

De la Espriella R, Santas E, Chorro FJ, Miñana G, Soler M, Bodí V, Valero E, Núñez E, Bayés-Genis A, Lupón J, Sanchis J, Núñez J. Functional tricuspid regurgitation and recurrent admissions in patients with acute heart failure. *International Journal of Cardiology*. 2019 Sep 15; 291: 83-88. doi: 10.1016/j.ijcard.2019.03.051. PMID: 30955879. IF: 3,471. 2Q

Signes-Costa J, García Rueda M, Jiménez-Ruiz CA. Funding smoking cessation therapy: when can we expect it?. *Archivos de Bronconeumología*. 2019 Oct 24. pii: S0300-2896(19)30334-5. doi: 10.1016/j.arbres.2019.08.003. PMID: 31668771. IF: 4,214. 1Q

Redon P, Maloberti A, Facchetti R, Redon J, Lurbe E, Bombelli M, Mancina G, Grassi G. Gender-related differences in serum uric acid in treated hypertensive patients from central and east European countries: findings from the Blood Pressure control rate and Cardiovascular Risk profile study. *Journal of Hypertension*. 2019 Feb; 37(2): 380-388. doi: 10.1097/HJH.0000000000001908. PMID: 30074564. IF: 4,209. 1Q

García-García AB, Martínez-Hervas S, Real JT, Marin-García P, de Marco G, Priego AG, Martínez-Valls JF, Carmena R, Chaves FJ, Ascaso JF. Gene expression profile following an oral unsaturated fat load in abdominal obese subjects. *European Journal of Nutrition*. 2019 Apr; 58(3): 1331-1337. doi: 10.1007/s00394-018-1659-4. PMID: 29520627. IF: 4,449. 1Q

Herrero-Cervera A, Vinué Á, Burks DJ, González-Navarro H. Genetic inactivation of the LIGHT (TNFSF14) cytokine in mice restores glucose homeostasis and diminishes hepatic steatosis. *Diabetología*. 2019 Nov; 62(11): 2143-2157. doi: 10.1007/s00125-019-4962-6. PMID: 31388695. IF: 7,113. 1Q-1D

Alvarez-Larrán A, López-Guerra M, Rozman M, Correa JG, Hernández-Boluda JC, Tormo M, Martínez D, Martín I, Colomer D, Esteve J, Cervantes F. Genomic characterization in triple-negative primary myelofibrosis and other myeloid neoplasms with bone marrow fibrosis. *Annals of Hematology*. 2019 Oct; 98(10): 2319-2328. doi: 10.1007/s00277-019-03766-z. PMID: 31396671. IF: 2,85. 3Q

Valdor R, García-Bernal D, Riquelme D, Martínez CM, Moraleda JM, Cuervo AM, Macian F, Martínez S. Glioblastoma ablates pericytes antitumor immune function through aberrant up-regulation of chaperone-mediated autophagy. *Proceedings of the National Academy of Sciences of the United States of America*. 2019 Oct 8; 116(41): 20655-20665. doi: 10.1073/pnas.1903542116. PMID: 31548426. IF: 9,58. 1Q

GBD 2016 Dementia Collaborators. Global, regional, and national burden of Alzheimer's disease and other dementias, 1990-2016: a systematic analysis for the Global Burden of Disease Study 2016. *Lancet Neurology*. 2019 Jan; 18(1): 88-106. doi: 10.1016/S1474-4422(18)30403-4. PMID: 30497964. IF: 28,755. 1Q-1D

GBD 2016 Brain and Other CNS Cancer Collaborators. Global, regional, and national burden of brain and other CNS cancer, 1990-2016: a systematic analysis for the Global Burden of Disease Study 2016. *Lancet Neurology*. 2019 Apr; 18(4): 376-393. doi: 10.1016/S1474-4422(18)30468-X. PMID: 30797715. IF: 28,755. 1Q-1D

GBD 2016 Epilepsy Collaborators. Global, regional, and national burden of epilepsy, 1990-2016: a systematic analysis for the Global Burden of Disease Study 2016. *Lancet Neurology*. 2019 Apr; 18(4): 357-375. doi: 10.1016/S1474-4422(18)30454-X. PMID: 30773428. IF: 28,755. 1Q-1D

GBD 2016 Neurology Collaborators. Global, regional, and national burden of neurological disorders, 1990-2016: a systematic analysis for the Global Burden of Disease Study 2016. *Lancet Neurology*. 2019 May; 18(5): 459-480. doi: 10.1016/S1474-4422(18)30499-X. PMID: 30879893. IF: 28,755. 1Q-1D

GBD 2016 Stroke Collaborators. Global, regional, and national burden of stroke, 1990-2016: a systematic analysis for the Global Burden of Disease Study 2016. *Lancet Neurology*. 2019 May; 18(5): 439-458. doi: 10.1016/S1474-4422(19)30034-1. PMID: 30871944. IF: 28,755. 1Q-1D

Naghavi M; Global Burden of Disease Self-Harm Collaborators. Global, regional, and national burden of suicide mortality 1990 to 2016: systematic analysis for the Global Burden of Disease Study 2016. *BMJ-British Medical Journal*. 2019 Feb 6; 364: i94. doi: 10.1136/bmj.i94. PMID: 31339847. IF: 27,604. 1Q-

9 publication list

1D

GBD 2016 Traumatic Brain Injury and Spinal Cord Injury Collaborators. Global, regional, and national burden of traumatic brain injury and spinal cord injury, 1990-2016: a systematic analysis for the Global Burden of Disease Study 2016. *Lancet Neurology*. 2019 Jan; 18(1): 56-87. doi: 10.1016/S1474-4422(18)30415-0. PMID: 30497965. IF: 28,755. 1Q-1D

Global Burden of Disease Cancer Collaboration. Global, Regional, and National Cancer Incidence, Mortality, Years of Life Lost, Years Lived With Disability, and Disability-Adjusted Life-Years for 29 Cancer Groups, 1990 to 2017: A Systematic Analysis for the Global Burden of Disease Study. *JAMA Oncology*. 2019 Sep 27. doi: 10.1001/jamaoncol.2019.2996. PMID: 31560378. IF: 22,416. 1Q-1D

Navarro D, Fernández-Ruiz M, Aguado JM, Sardonís V, Pérez-Romero P. Going beyond serology for stratifying the risk of CMV infection in transplant recipients. *Reviews in Medical Virology*. 2019 Jan; 29(1): e2017. doi: 10.1002/rmv.2017. PMID: 30358016. IF: 3,702. 2Q

Pavasini R, Serenelli M, Celis-Morales CA, Gray SR, Izawa KP, Watanabe S, Colin-Ramirez E, Castillo-Martínez L, Izumiya Y, Hanatani S, Onoue Y, Tsujita K, Macdonald PS, Jha SR, Roger VL, Manemann SM, Sanchis J, Ruiz V, Bugani G, Tonet E, Ferrari R, Volpato S, Campo G. Grip strength predicts cardiac adverse events in patients with cardiac disorders: an individual patient pooled meta-analysis. *Heart*. 2019 Jun; 105(11): 834-841. doi: 10.1136/heartjnl-2018-313816. PMID: 30455175. IF: 5,082. 1Q

Mishra GD, Chung HF, Cano A, Chedraui P, Goulis DG, Lopes P, Mueck A, Rees M, Senturk LM, Simoncini T, Stevenson JC, Stute P, Tuomikoski P, Lambrinouadaki I. Growth differentiation factor 15 and geriatric conditions in acute coronary syndrome. *International Journal of Cardiology*. 2019 Sep 1; 290: 15-20. doi: 10.1016/j.ijcard.2019.05.034. PMID: 31130280. IF: 3,471. 2Q

Ljungman P, de la Camara R, Robin C, Crocchiolo R, Einsele H, Hill JA, Hubacek P, Navarro D, Cordonnier C, Ward KN; 2017 European Conference on Infections in Leukaemia group. Guidelines for the management of cytomegalovirus infection in patients with haematological malignancies and after stem cell transplantation from the 2017 European Conference on Infections in Leukaemia (ECIL 7). *Lancet Infectious Diseases*. 2019 Aug; 19(8): e260-e272. doi: 10.1016/S1473-3099(19)30107-0. PMID: 31153807. IF: 27,516. 1Q-1D

Ward KN, Hill JA, Hubacek P, de la Camara R, Crocchiolo R, Einsele H, Navarro D, Robin C, Cordonnier C, Ljungman P;

2017 European Conference on Infections in Leukaemia (ECIL). Guidelines from the 2017 European Conference on Infections in Leukaemia for management of HHV-6 infection in patients with hematologic malignancies and after hematopoietic stem cell transplantation. *Haematologica*. 2019 Nov; 104(11): 2155-2163. doi: 10.3324/haematol.2019.223073. PMID: 31467131. IF: 7,57. 1Q-1D

Gagelmann N, Bacigalupo A, Rambaldi A, Hoelzer D, Halter J, Sanz J, Bonifazi F, Meijer E, Itälä-Remes M, Marková M, Solano C, Kröger N. Haploidentical Stem Cell Transplantation With Posttransplant Cyclophosphamide Therapy vs Other Donor Transplantations in Adults With Hematologic Cancers: A Systematic Review and Meta-analysis. *JAMA Oncology*. 2019 Oct 17. doi: 10.1001/jamaoncol.2019.3541. PMID: 31621796. IF: 22,416. 1Q-1D

Niederberger C, Pellicer A, Simon C. Happy birthday to ASRM from fertility and sterility. *Fertility and Sterility*. 2019 Oct; 112(4S1):e1. doi: 10.1016/j.fertnstert.2019.08.098. PMID: 31623722. IF: 5,411. 1Q-1D

Giner Galvañ V, Bonig Trigueros I, Fácila Rubio L, Morillas Blasco P, Martínez Hervás S, Pascual Fuster V, Valls Roca F, Soler Portmann C, Tamarit García JJ, Pallarés Carratalá V; en representación del Grupo de Trabajo MEJORA-LO CV; Componentes del grupo de Trabajo MEJORALO-CV. Have the Government's prescription algorithm and the 2013 American College of Cardiology/American Heart Association guidelines for managing dyslipidaemia influenced the management of dyslipidaemia? The MEJORALO-CV Project. *Revista Clínica Española*. 2019 Nov 16. pii: S0014-2565(19)30236-X. doi: 10.1016/j.rce.2019.08.006. PMID: 31744620. IF: 1,043. 3Q

Orozco-Beltrán D, de Toro J, Galindo MJ, Marín-Jiménez I, Casellas F, Fuster-Ruiz de Apodaca MJ, García-Vivar ML, Hormigo-Pozo A, Guilabert M, Sánchez-Vega N, Fernández G, Cea-Calvo L. Healthcare experience and their relationship with demographic, disease and healthcare-related variables: a cross-sectional survey of patients with chronic diseases using the IEXPAC Scale. *Patient-Patient Centered Outcomes Research*. 2019 Jun; 12(3): 307-317. doi: 10.1007/s40271-018-0345-1. PMID: 30430456. IF: 2,673. 1Q

Román Ivorra JA, Fernández-Llanio-Comella N, San-Martín-Álvarez A, Vela-Casasempere P, Saurí-Ferrer I, González-de-Julián S, Vivas-Consuelo D. Health-related quality of life in patients with systemic lupus erythematosus: a Spanish study based on patient reports. *Clinical Rheumatology*. 2019 Jul; 38(7): 1857-1864. doi: 10.1007/s10067-019-04485-6. PMID: 30820696. IF: 2,293. 3Q

Lupón J, Gavidia-Bovadilla G, Ferrer E, de Antonio M, Perera-Lluna A, López-Ayerbe J, Domingo M, Núñez J, Zamora E, Moliner P, Santiago-Vacas E, Santesmases J, Bayés-Genis A. Heart failure with preserved ejection fraction infrequently evolves toward a reduced phenotype in long-term survivors. *Circulation-Heart Failure*. 2019 Mar; 12(3): e005652. doi: 10.1161/CIRCHEARTFAILURE.118.005652. PMID: 30827137. IF: 6,526. 1Q

Vogel A, Cervantes A, Chau I, Daniele B, Llovet JM, Meyer T, Nault JC, Neumann U, Ricke J, Sangro B, Schirmacher P, Verslype C, Zech CJ, Arnold D, Martinelli E. Hepatocellular carcinoma: ESMO Clinical Practice Guidelines for diagnosis, treatment and follow-up [vol 29, pg iv238, 2018]. *Annals of Oncology*. 2019 May 1; 30(5): 871-873. doi: 10.1093/annonc/mdy510. PMID: 30715202. IF: 14,196. 1Q-1D

Stjepanovic N, Moreira L, Carneiro F, Balaguer F, Cervantes A, Balmaña J, Martinelli E; ESMO Guidelines Committee. Hereditary gastrointestinal cancers: ESMO Clinical Practice Guidelines for diagnosis, treatment and follow-up. *Annals of Oncology*. 2019 Oct 1; 30(10): 1558-1571. doi: 10.1093/annonc/mdz233. PMID: 31378807. IF: 14,196. 1Q-1D

Peris Vidal A, Marin Serra J, Lucas Sáez E, Ferrando Monleón S, Claverie-Martin F, Perdomo Ramírez A, Trujillo-Suarez J, Fons Moreno J. Hereditary renal hypouricemia type 1 and 2 in three spanish children. Revision of published pediatric cases. *Nefrología*. 2019 Jul - Aug; 39(4): 355-361. doi: 10.1016/j.nefro.2018.08.010. PMID: 30704753. IF: 1,439. 4Q

Muntasell A, Servitja S, Cabo M, Bermejo B, Pérez-Buira S, Rojo F, Costa-García M, Arpí O, Moraru M, Serrano L, Tusquets I, Martínez MT, Heredia G, Vera A, Martínez-García M, Soria L, Comerma L, Santana-Hernández S, Eroles P, Rovira A, Vilches C, Lluch A, Albanell J, López-Botet M. High numbers of circulating CD57+ NK cells associate with resistance to HER2-specific therapeutic antibodies in HER2+ primary breast cancer. *Cancer Immunology Research*. 2019 Aug; 7(8): 1280-1292. doi: 10.1158/2326-6066.CIR-18-0896. PMID: 31189644. IF: 8,619. 1Q-1D

Monferrer E, Burgos-Panadero R, Blanquer-Maceiras M, Cañete A, Navarro S, Noguera R. High Oct4 expression: implications in the pathogenesis of neuroblastic tumours. *BMC Cancer*. 2019 Jan 3; 19(1): 1. doi: 10.1186/s12885-018-5219-3. PMID: 30606139. IF: 2,933. 3Q

Ferrando C, Puig J, Serralta F, Carrizo J, Pozo N, Arocas B, Gutierrez A, Villar J, Belda FJ, Soro M. High-flow nasal cannula oxygenation reduces postoperative hypoxemia in morbidly obese patients: a randomized controlled trial. *Minerva Anestesiolo-*

gica. 2019 Oct; 85(10): 1062-1070. doi: 10.23736/S0375-9393.19.13364-0. PMID: 30994312. IF: 2,84. 2Q

Xu Y, Cancino-Muñoz I, Torres-Puente M, Villamayor LM, Borrás R, Borrás-Mañez M, Bosque M, Camarena JJ, Colomer-Roig E, Colomina J, Escribano I, Esparcia-Rodríguez O, Gil-Brusola A, Gimeno C, Gimeno-Gascón A, Gomila-Sard B, González-Granda D, Gonzalo-Jiménez N, Guna-Serrano MR, López-Hontangas JL, Martín-González C, Moreno-Muñoz R, Navarro D, Navarro M, Orta N, Pérez E, Prat J, Rodríguez JC, Ruiz-García MM, Vanaclocha H, Colijn C, Comas I. High-resolution mapping of tuberculosis transmission: Whole genome sequencing and phylogenetic modelling of a cohort from Valencia Region, Spain. *PLoS Medicine*. 2019 Oct 31; 16(10): e1002961. doi: 10.1371/journal.pmed.1002961. PMID: 31671150. IF: 11,048. 1Q-1D

Sanchis J, Alquézar-Arbé A, Ordóñez-Llanos J, Bardají A. High-sensitivity cardiac troponin for the evaluation of patients with suspected aacs: a true or a false friend?. *Revista Española de Cardiología*. 2019 Jun; 72(6): 445-448. doi: 10.1016/j.rec.2019.03.002. PMID: 31080164. IF: 5,126. 1Q

Pérez-Ortín R, Vila-Vicent S, Carmona-Vicente N, Santiso-Bellón C, Rodríguez-Díaz J, Buesa J. Histo-blood group antigens in children with symptomatic rotavirus infection. *Viruses-Basel*. 2019 Apr 10; 11(4). pii: E339. doi: 10.3390/v11040339. PMID: 30974776. IF: 3,811. 2Q

Gómez-Torres FA, Ballesteros-Acuña LE, Ruiz-Sauri A. Histological and morphometric study of the components of the sinus and atrioventricular nodes in horses and dogs. *Research In Veterinary Science*. 2019 Oct; 126: 22-28. doi: 10.1016/j.rvsc.2019.08.001. PMID: 31421508. IF: 1,751. 1Q

Palau P, Domínguez E, Ramón JM, López L, Briatore AE, Tormo JP, Ventura B, Chorro FJ, Núñez J. Home-based inspiratory muscle training for management of older patients with heart failure with preserved ejection fraction: does baseline inspiratory muscle pressure matter?. *European Journal of Cardiovascular Nursing*. 2019 Oct; 18(7): 621-627. doi: 10.1177/1474515119855183. PMID: 31148459. IF: 2,497. 1Q-1D

Forget P, Aguirre JA, Bencic I, Borgeat A, Cama A, Condron C, Eintrei C, Eroles P, Gupta A, Hales TG, Ionescu D, Johnson M, Kabata P, Kirac I, Ma D, Mokini Z, Guerrero Orriach JL, Retsky M, Sandrucci S, Siekmann W, Štefančić L, Votta-Vellis G, Connolly C, Buggy D. How anesthetic, analgesic and other non-surgical techniques during cancer surgery might affect postoperative oncologic outcomes: a summary of current state of evidence. *Cancers*. 2019 Apr 28; 11(5). pii: E592. doi: 10.3390/cancers11050592. PMID: 31035321. IF: 6,162. 1Q

9 publication list

Lecumberri Pascual E, Tejera Pérez C, Muñoz-Garach A, Javier Ampudia-Blasco F. How often patients on insulin therapy measure postprandial glycemia and modify insulin doses accordingly?. From an on-line survey in insulin-treated diabetes patients in Spain. *Diabetes Research and Clinical Practice*. 2019 Aug; 154: 43-51. doi: 10.1016/j.diabres.2019.06.007. PMID: 31226281. IF: 3,239. 2Q

de Mendoza C, Roc L, Fernández-Alonso M, Soriano V; Spanish HTLV Network. HTLV testing of solid organ transplant donors. *Clinical Transplantation*. 2019 Oct; 33(10): e13670. doi: 10.1111/ctr.13670. PMID: 31321817. IF: 1,667. 3Q

López-Pérez N, Gil-Sanchis C, Ferrero H, Faus A, Díaz A, Pellicer A, Cervelló I, Simón C. Human endometrial reconstitution from somatic stem cells: the importance of niche-like cells. *Reproductive Sciences*. 2019 Jan; 26(1): 77-87. doi: 10.1177/1933719118766251. PMID: 29575998. IF: 2,559. 2Q

Mollar A, Villanueva MP, Núñez E, Carratalá A, Mora F, Bayés-Genís A, Mínguez M, Marrachelli VG, Monleon D, Navarro D, Sanchis J, Núñez J. Hydrogen- and methane-based breath testing and outcomes in patients with heart failure. *Journal of Cardiac Failure*. 2019 May; 25(5): 319-327. doi: 10.1016/j.cardfail.2018.10.004. PMID: 30347272. IF: 3,857. 2Q

García-García R, Guerrero JF, Lavilla-Miyasato M, Magdalena JR, Ordoño JF, Llansola M, Montoliu C, Teruel-Martí V, Felipe V. Hyperammonemia alters the mismatch negativity in the auditory evoked potential by altering functional connectivity and neurotransmission. *Journal of Neurochemistry*. 2019 Dec 15:e14941. doi: 10.1111/jnc.14941. PMID: 31840253. IF: 4,87. 1Q

Rubio-San-Simón A, Román Mendoza N, Nova Lozano C, Sánchez Del Pozo J, Guerra García P. Hypoglycaemia: an unusual initial presentation of a liver tumour. *Anales de Pediatría*. 2019 Jul; 91(1): 64-65. doi: 10.1016/j.anpedi.2018.06.003. PMID: 31280818. IF: 1,166. 3Q

Sanchis J, Avanzas P. Identifying the patient subset with highest inflammation levels in acute coronary syndromes. *International Journal of Cardiology*. 2019 Jul 1; 286: 13-14. doi: 10.1016/j.ijcard.2019.02.064. PMID: 30842025. IF: 3,471. 2Q

Ballester B, Milara J, Cortijo J. Idiopathic pulmonary fibrosis and lung cancer: mechanisms and molecular targets. *International Journal of Molecular Sciences*. 2019 Jan 30; 20(3). pii: E593. doi: 10.3390/ijms20030593. PMID: 30704051. IF: 4,183. 2Q

Lurbe E, Redon J. Immigration and hypertension in youths learning from one country's experience. *Journal of Hy-*

pertension. 2019 Apr; 37(4): 680-682. doi: 10.1097/HJH.0000000000002028. PMID: 30817446. IF: 4,209. 1Q

Martínez F, Pichler G, Ruiz A, Martín-Escudero JC, Chaves FJ, Gonzalez-Albert V, Tellez-Plaza M, Heerspink HJL, Zeeuw DDE, Redon J. Immune-unreactive urinary albumin as a predictor of cardiovascular events: the Hortega Study. *Nephrology Dialysis Transplantation*. 2019 Apr 1; 34(4): 633-641. doi: 10.1093/ndt/gfy087. PMID: 29788140. IF: 4,198. 1Q

March-Villalba JA, Ramos-Soler D, Soriano-Sarrió P, Hervás-Marín D, Martínez-García L, Martínez-Jabaloyas JM. Immunohistochemical expression of Ki-67, Cyclin D1, p16INK4a, and Survivin as a predictive tool for recurrence and progression-free survival in papillary urothelial bladder cancer pTa/pT1 G2 (WHO 1973). *Urologic Oncology-Seminars and Original Investigations*. 2019 Feb; 37(2): 158-165. doi: 10.1016/j.urolonc.2018.10.005. PMID: 30446453. IF: 2,863. 2Q

Mañosa M, Chaparro M, Juan A, Aràjol C, Alfaro I, Mínguez M, Velayos B, Benítez JM, Mesonero F, Sicilia B, Zabana Y, Villoria A, Gisbert JP, Domènech E; ENEIDA registry by GETEC-CU. Immunomodulatory therapy does not increase the risk of cancer in persons with inflammatory bowel disease and a history of extracolonic cancers. *American Journal of Gastroenterology*. 2019 May; 114(5): 771-776. doi: 10.14309/ajg.0000000000000210. PMID: 31082839. IF: 10,241. 1Q-1D

Ballester MP, Martí-Aguado D, Fullana M, Bosca-Watts MM, Tosca J, Romero E, Sanchez A, Navarro-Cortes P, Anton R, Mora F, Mínguez M. Impact and risk factors of non-adherence to 5-aminosalicylates in quiescent ulcerative colitis evaluated by an electronic management system. *International Journal of Colorectal Disease*. 2019 Jun; 34(6): 1053-1059. doi: 10.1007/s00384-019-03271-9. PMID: 30963247. IF: 2,641. 2Q

Parra Cotanda C, Rodrigo García R, Trenchs Sainz de la Maza V, González Peris S, Luaces Cubells C; en representación del Grupo de Trabajo de Catástrofes e Incidentes con Múltiples Víctimas de la Sociedad Española de Urgencias Pediátricas (SEUP). Impact of a disaster preparedness guide for the paediatric emergency department. *Anales de Pediatría*. 2019 Nov 7. pii: S1695-4033(19)30283-8. doi: 10.1016/j.anpedi.2019.09.004. PMID: 31708332. IF: 1,166. 3Q

Hurtado-Navarro I, García-Sempere A, Rodríguez-Bernal C, Sanfélix-Genovés J, Peiró S, Sanfélix-Gimeno G. Impact of drug safety warnings and cost-sharing policies on osteoporosis drug utilization in Spain: a major reduction but with the persistence of over and underuse. data from the esosval cohort from 2009 to 2015. *Frontiers in Pharmacology*. 2019 Jul 10; 10:

768. doi: 10.3389/fphar.2019.00768. PMID: 31354484. IF: 3,845. 1Q

Lurbe E, Torró I, Álvarez J, Aguilar F, Mancía G, Redon J, Redon P. Impact of ESH and AAP hypertension guidelines for children and adolescents on office and ambulatory blood pressure-based classifications. *Journal of Hypertension*. 2019 Dec; 37(12): 2414-2421. doi: 10.1097/HJH.0000000000002229. PMID: 3168829. IF: 4,209. 1Q

Lurbe E, Torró I, Álvarez J, Aguilar F, Mancía G, Redon J, Redon P. Impact of ESH and AAP hypertension guidelines for children and adolescents on office and ambulatory blood pressure-based classifications. *Journal of Hypertension*. 2019 Dec; 37(12): 2414-2421. doi: 10.1097/HJH.0000000000002229. PMID: 31460995. IF: 4,092. 1Q

Samuel TM, Binia A, de Castro CA, Thakkar SK, Billeaud C, Agosti M, Al-Jashi I, Costeira MJ, Marchini G, Martínez-Costa C, Picaud JC, Stiris T, Stoicescu SM, Vanpeé M, Domellöf M, Austin S, Sprenger N. Impact of maternal characteristics on human milk oligosaccharide composition over the first 4 months of lactation in a cohort of healthy European mothers. *Scientific Reports*. 2019 Aug 13; 9(1): 11767. doi: 10.1038/s41598-019-48337-4. PMID: 31409852. IF: 4,011. 1Q

Dorcaratto D, Mazzinari G, Fernandez M, Muñoz E, Garcés-Albir M, Ortega J, Sabater L. Impact of postoperative complications on survival and recurrence after resection of colorectal liver metastases: systematic review and meta-analysis. *Annals of Surgery*. 2019 Dec; 270(6): 1018-1027. doi: 10.1097/SLA.0000000000003254. PMID: 30829704. IF: 9,476. 1Q-1D

Ramírez-Calvo M, García-Casado Z, Fernández-Serra A, de Juan I, Palanca S, Oltra S, Soto JL, Castillejo A, Barbera VM, Juan-Fita MJ, Segura Á, Chirivella I, Sánchez AB, Tena I, Chaparro C, Salas D, López-Guerrero JA. Implementation of massive sequencing in the genetic diagnosis of hereditary cancer syndromes: diagnostic performance in the Hereditary Cancer Programme of the Valencia Community (FamCan-NGS). *Hereditary Cancer in Clinical Practice*. 2019 Jan 18; 17:3. doi: 10.1186/s13053-019-0104-x. PMID: 30675318. IF: 1,78. 4Q

Martínez-Ciarpaglini C, Fernández-Sellers C, Tarazona N, Roselló S, Huerta M, Roda D, Mongort C, Ferrández A, Navarro S, Cervantes A. Improving tumor budding evaluation in colon cancer by extending the assessment area in colectomy specimen. *Histopathology*. 2019 Oct; 75(4): 517-525. doi: 10.1111/his.13900. PMID: 31081121. IF: 3,294. 2Q

Esteva-Socias M, Artiga MJ, Bahamonde O, Belar O, Bermudo R, Castro E, Escámez T, Fraga M, Jauregui-Mosquera L,

Novoa I, Peiró-Chova L, Rejón JD, Ruiz-Miró M, Vieiro-Balo P, Villar-Campo V, Zazo S, Rábano A, Villena C. In search of an evidence-based strategy for quality assessment of human tissue samples: report of the tissue Biospecimen Research Working Group of the Spanish Biobank Network. *Journal of Translational Medicine*. 2019 Nov 12; 17(1): 370. doi: 10.1186/s12967-019-2124-8. PMID: 31718661. IF: 4,098. 2Q

Milara J, Contreras S, de Diego A, Calbet M, Aparici M, Morcillo E, Miralpeix M, Cortijo J. In vitro anti-inflammatory effects of AZD8999, a novel bifunctional muscarinic acetylcholine receptor antagonist/ β 2-adrenoceptor agonist (MABA) compound in neutrophils from COPD patients. *PLoS One*. 2019 Jan 4; 14(1): e0210188. doi: 10.1371/journal.pone.0210188. PMID: 30608978. IF: 2,776. 2Q

Ribera JM, García O, Moreno MJ, Barba P, García-Cadenas I, Mercadal S, Montesinos P, Barrios M, González-Campos J, Martínez-Carballeira D, Gil C, Ribera J, Vives S, Novo A, Cervera M, Serrano J, Lavilla E, Abella E, Tormo M, Amigo ML, Artola MT, Genescà E, Bravo P, García-Belmonte D, García-Guiñón A, Hernández-Rivas JM, Feliu E; PETHEMA Group of the Spanish Society of Hematology. Incidence and outcome after first molecular versus overt recurrence in patients with Philadelphia chromosome-positive acute lymphoblastic leukemia included in the ALL PhO8 trial from the Spanish PETHEMA Group. *Cancer*. 2019 Aug 15; 125(16): 2810-2817. doi: 10.1002/cncr.32156. PMID: 31012967. IF: 6,102. 1Q

Piñana JL, Gómez MD, Montoro J, Lorenzo I, Pérez A, Giménez E, González-Barberá EM, Carretero C, Guerreiro M, Salavert M, Sanz G, Hernández-Boluda JC, Borrás R, Sanz J, Solano C, Navarro D. Incidence, risk factors, and outcome of pulmonary invasive fungal disease after respiratory virus infection in allogeneic hematopoietic stem cell transplantation recipients. *Transplant Infectious Disease*. 2019 Oct; 21(5): e13158. doi: 10.1111/tid.13158. PMID: 31402532. IF: 2,112. 3Q

Bargiela A, Sabater-Arcis M, Espinosa-Espinosa J, Zulaica M, Lopez de Munain A, Artero R. Increased Muscleblind levels by chloroquine treatment improve myotonic dystrophy type 1 phenotypes in in vitro and in vivo models. *Proceedings of the National Academy of Sciences of the United States of America*. 2019 Dec 10; 116(50): 25203-25213. doi: 10.1073/pnas.1820297116. PMID: 31754023. IF: 9,58. 1Q

Calafat M, Mañosa M, Cañete F, Ricart E, Iglesias E, Calvo M, Rodríguez-Moranta F, Taxonera C, Nos P, Mesonero F, Martín-Arranz MD, Mínguez M, Gisbert JP, García-López S, de Francisco R, Gomollón F, Calvet X, Garcia-Planella E, Rivero M, Martínez-Cadilla J, Argüelles F, Arias L, Cimavilla M, Zabana Y, Domènech E; ENEIDA registry of GETECCU. Increased risk of thiopurine-

9 publication list

related adverse events in elderly patients with IBD. *Alimentary Pharmacology & Therapeutics*. 2019 Oct; 50(7): 780-788. doi: 10.1111/apt.15458. PMID: 31429097. IF: 7,731. 1Q-1D

Barba P, Morgades M, Montesinos P, Gil C, Fox ML, Ciudad J, Moreno MJ, González-Campos J, Genescà E, Martínez-Carballeira D, Martino R, Vives S, Guardia R, Mercadal S, Artola MT, Cladera A, Tormo M, Esteve J, Bergua J, Vall-Llovera F, Ribera J, Martínez-Sánchez P, Amigo ML, Bermúdez A, Calbacho M, Hernández-Rivas JM, Feliu E, Orfao A, Ribera JM. Increased survival due to lower toxicity for high-risk T-cell acute lymphoblastic leukemia patients in two consecutive pediatric-inspired PETHEMA trials. *European Journal of Haematology*. 2019 Jan; 102(1): 79-86. doi: 10.1111/ejh.13178. PMID: 30267597. IF: 2,217. 3Q

Martin JM, Sanchez S, González V, Cordero P, Ramon D. Infantile hemangiomas with minimal or arrested growth: a retrospective case series. *Pediatric Dermatology*. 2019 Jan; 36(1): 125-131. doi: 10.1111/pde.13695. PMID: 30318787. IF: 1,178. 3Q

Agustín-Panadero R, Bustamante-Hernández N, Solá-Ruiz MF, Zubizarreta-Macho Á, Fons-Font A, Fernández-Estevan L. Influence of biologically oriented preparation technique on peri-implant tissues; Prospective randomized clinical trial with three-year follow-up. Part I: Hard tissues. *Journal of Clinical Medicine*. 2019 Dec 11; 8(12). pii: E2183. doi: 10.3390/jcm8122183. PMID: 31835749. IF: 5,688. 1Q-1D

Agustín-Panadero R, Bustamante-Hernández N, Labaig-Rueda C, Fons-Font A, Fernández-Estevan L, Solá-Ruiz MF. Influence of biologically oriented preparation technique on peri-implant tissues; Prospective randomized clinical trial with three-year follow-up. Part II: Soft tissues. *Journal of Clinical Medicine*. 2019 Dec 16; 8(12). pii: E2223. doi: 10.3390/jcm8122223. PMID: 31888207. IF: 5,688. 1Q-1D

González-Ortega I, González-Pinto A, Alberich S, Echeburúa E, Bernardo M, Cabrera B, Amoretti S, Lobo A, Arango C, Corripio I, Vieta E, de la Serna E, Rodríguez-Jimenez R, Segarra R, López-Ilundain JM, Sánchez-Torres AM, Cuesta MJ; PEPs Group. Influence of social cognition as a mediator between cognitive reserve and psychosocial functioning in patients with first episode psychosis. *Psychological Medicine*. 2019 Oct 22; 1-9. doi: 10.1017/S0033291719002794. PMID: 31637990. IF: 5,641. 1Q-1D

Palau P, Domínguez E, López L, Ramón JM, Heredia R, González J, Santas E, Bodí V, Miñana G, Valero E, Mollar A, Bertomeu González V, Chorro FJ, Sanchis J, Lupón J, Bayés-Genís A, Núñez J. Inspiratory muscle training and functional electrical stimulation

for treatment of heart failure with preserved ejection fraction: the TRAINING-HF trial. *Revista Española de Cardiología*. 2019 Apr; 72(4): 288-297. doi: 10.1016/j.rec.2018.01.010. PMID: 29551699. IF: 5,126. 1Q

Yeo D, Kang C, Gomez-Cabrera MC, Vina J, Ji LL. Intensified mitophagy in skeletal muscle with aging is downregulated by PGC-1alpha overexpression in vivo. *Free Radical Biology & Medicine*. 2019 Jan; 130: 361-368. doi: 10.1016/j.freeradbiomed.2018.10.456. PMID: 30395971. IF: 5,657. 1Q

Gutiérrez-Zotes A, Díaz-Peña R, Costas J, Martorell L, Gelabert E, Sans T, Navinés R, Albacar G, Ímaz ML, García-Esteve L, Sanjuan J, Martín-Santos R, Carracedo A, Vilella E. Interaction between the functional SNP rs2070951 in NR3C2 gene and high levels of plasma corticotropin-releasing hormone associates to postpartum depression. *Archives of Women's Mental Health*. 2019 Aug 6. doi: 10.1007/s00737-019-00989-x. PMID: 31388769. IF: 2,348. 3Q

Mateu-Brull E, Rodrigo L, Peinado V, Mercader A, Campos-Galindo I, Bronet F, García-Herrero S, Florensa M, Milán M, Rubio C. Interchromosomal effect in carriers of translocations and inversions assessed by preimplantation genetic testing for structural rearrangements (PGT-SR). *Journal of Assisted Reproduction and Genetics*. 2019 Dec; 36(12): 2547-2555. doi: 10.1007/s10815-019-01593-9. PMID: 31696386. IF: 2,82. 1Q

Martínez-Brotóns A, Bondanza L, Ruiz-Granell R. Intermittent reconnection of a pulmonary vein causing multiple tachyarrhythmias: successful identification with ultra-high-density mapping. *Europace*. 2019 Aug 1; 21(Supplement_3): iii5-iii6. doi: 10.1093/europace/euz178. PMID: 31400214. IF: 6,100. 1Q

Danne T, Garg S, Peters AL, Buse JB, Mathieu C, Pettus JH, Alexander CM, Battelino T, Ampudia-Blasco FJ, Bode BW, Cariou B, Close KL, Dandona P, Dutta S, Ferrannini E, Fourlanos S, Grunberger G, Heller SR, Henry RR, Kurian MJ, Kushner JA, Oron T, Parkin CG, Pieber TR, Rodbard HW, Schatz D, Skyler JS, Tamborlane WV, Yokote K, Phillip M. International consensus on risk management of diabetic ketoacidosis in patients with type 1 diabetes treated with Sodium-Glucose Cotransporter (SGLT) inhibitors. *Diabetes Care*. 2019 Jun; 42(6): 1147-1154. doi: 10.2337/dc18-2316. PMID: 30728224. IF: 15,27. 1Q-1D

Santas E, Miñana G, Gummel J, Farcasan R, Payá A, Heredia R, Bodí V, Mollar A, Bertomeu-González V, Chorro FJ, Sanchis J, Lupón J, Bayés Genís A, Núñez J. International normalized ratio and mortality risk in acute heart failure and nonvalvular atrial fibrillation patients receiving vitamin K antagonists. Re-

vista Española de Cardiología. 2019 Aug; 72(8): 616-624. doi: 10.1016/j.rec.2018.07.010. PMID: 30201288. IF: 5,126. 1Q

Bordejé ML, Montejo JC, Mateu ML, Solera M, Acosta JA, Juan M, García-Córdoba F, García-Martínez MA, Gastaldo R; PIANE STUDY GROUP SPAIN. Intra-Abdominal pressure as a marker of enteral nutrition intolerance in critically ill patients. The PIANE Study. *Nutrients*. 2019 Nov 1; 11(11). pii: E2616. doi: 10.3390/nu11112616. PMID: 31683850. IF: 4,171. 1Q

Clemente-Tomás R, Hernández-Pérez D, Neira-Ibáñez P, Fariás-Rozas F, Torrecillas-Picazo R, Osorio-Alayo V, Duch-Samper AM. IntracrySTALLINE ozurdex: therapeutic effect maintained for 18months. *International Ophthalmology*. 2019 Jan; 39(1): 207-211. doi: 10.1007/s10792-017-0780-3. PMID: 29192395. IF: 1,496. 3Q

Blanes M, Lorenzo JI, Ribas P, Jiménez A, González JD, Cejalvo MJ, Solano C, Alegre A, de la Rubia J. Intravenous busulfan plus melphalan versus melphalan alone as conditioning regimen for patients with multiple myeloma. *Annals of Hematology*. 2019 Aug; 98(8): 2013-2015. doi: 10.1007/s00277-019-03663-5. PMID: 30879095. IF: 2,85. 3Q

Simon C. Introduction: Preconceptional care: do we have to care?. *Fertility and Sterility*. 2019 Oct; 112(4): 611-612. doi: 10.1016/j.fertnstert.2019.08.056. PMID: 31561862. IF: 5,411. 1Q-1D

García-Blas S, Bonanad C, Sanchis J. Invasive strategy in elderly patients with acute coronary syndrome in 2018: close to the truth?. *Journal of Geriatric Cardiology*. 2019 Feb; 16(2): 114-120. doi: 10.11909/j.issn.1671-5411.2019.02.004. PMID: 30923542. IF: 1,763. 3Q

Sanchis J, Ariza-Solé A, Abu-Assi E, Alegre O, Alfonso F, Barrabés JA, Baz JA, Carol A, Díez Villanueva P, García Del Blanco B, Elízaga J, Fernandez E, García Del Egido A, García Picard J, Gómez Blázquez I, Gómez Hospital JA, Hernández-Antolín R, Llibre C, Marín F, Martí Sánchez D, Martín R, Martínez Sellés M, Miñana G, Morales Gallardo MJ, Núñez J, Pérez de Prado A, Pinar E, Sanmartín M, Sionis A, Villa A, Marrugat J, Bueno H. Invasive versus conservative strategy in frail patients with nSTEMI: the mosca-frail clinical trial study design. *Revista Española de Cardiología*. 2019 Feb; 72(2): 154-159. doi: 10.1016/j.rec.2018.02.007. PMID: 29525724. IF: 5,126. 1Q

Moreno I. Is it time to reconsider microbial health in ART?. *BJOG*. 2019 Jan; 126(2): 208. doi: 10.1111/1471-0528.15219. PMID: 29542278. IF: 5,193. 1Q-1D

Panach-Navarrete J, Morales-Giraldo A, Ferrandis-Cortés C, García-Morata F, Pastor-Lence JC, Martínez-Jaba-

loyas JM. Is there a relationship between varicocele and testosterone levels?. *Aging Male*. 2019 May 9:1-7. doi: 10.1080/13685538.2018.1550745. PMID: 31070084. IF: 2,5. 2Q

Silva E, Estébanez A, Martín JM, Monteagudo C, Montesinos E. Keratoacanthoma centrifugum marginatum after photodynamic therapy with good response to oral retinoids and topical 5-fluorouracil. *Dermatologic Therapy*. 2019 Jul; 32(4): e12988. doi: 10.1111/dth.12988. PMID: 31172599. IF: 1,74. 3Q

Albert E, Solano C, Giménez E, Focosi D, Pérez A, Macera L, Piñana JL, Mateo EM, Boluda JCH, Maggi F, Navarro D. Kinetics of Alphatorquevirus plasma DNAemia at late times after allogeneic hematopoietic stem cell transplantation. *Medical Microbiology and Immunology*. 2019 Apr; 208(2): 253-258. doi: 10.1007/s00430-019-00586-w. PMID: 30852649. IF: 2,96. 2Q

Talaya A, Giménez E, Vinuesa V, Pérez A, Amat P, Piñana JL, Albert E, Hernández-Boluda JC, Solano C, Navarro D. Kinetics of inflammatory biomarkers in plasma predict the occurrence and features of cytomegalovirus DNAemia episodes in allogeneic hematopoietic stem cell transplant recipients. *Medical Microbiology and Immunology*. 2019 Aug; 208(3-4): 405-414. doi: 10.1007/s00430-019-00594-w. PMID: 30911925. IF: 2,96. 2Q

Martínez-Rodríguez E, Martín-Sánchez A, Coviello S, Foiani C, Kul E, Stork O, Martínez-García F, Nacher J, Lanuza E, Santos M, Agustín-Pavón C. Lack of MeCP2 leads to region-specific increase of doublecortin in the olfactory system. *Brain Structure & Function*. 2019 May; 224(4): 1647-1658. doi: 10.1007/s00429-019-01860-6. PMID: 30923887. IF: 3,622. 1Q-1D

Alfaro A, Asensio M, García-Escrivá A, Medrano V, Salom JM, Tortosa D, Palao S, Lezcano M, Berenguer L, Navarro M, Cerdán M, Buendía JF, Giner JC. LAM study: effects of lacosamide on behaviour and quality of life in patients with epilepsy. *Neurología*. 2019 Jan - Feb; 34(1): 1-6. doi: 10.1016/j.nrl.2016.10.007. PMID: 27993420. IF: 2,038. 3Q

Medina-González M, Panach-Navarrete J, Valls-González L, Castelló-Porcar A, Martínez-Jabaloyas JM. Laparoscopic nephroureterectomy as treatment in obstructed hemivagina and ipsilateral renal agenesis (OHVIRA) syndrome. *International Brazilian Journal of Urology*. 2019 Sep-Oct; 45(5): 1076-1077. doi: 10.1590/S1677-5538.IBJU.2018.0430. PMID: 31136107. IF: 1,046. 4Q

Magnano L, Alonso-Alvarez S, Alcoceba M, Rivas-Delgado A, Muntañola A, Nadeu F, Setoain X, Rodríguez S, Andrade-Campos M, Espinosa-Lara N, Rodríguez G, Sancho JM, Moreno

9 publication list

M, Mercadal S, Carro I, Salar A, García-Pallarols F, Arranz R, Cannata J, Terol MJ, Teruel AI, Jiménez-Ubieto A, Rodríguez A, González de Villambrosía S, Bello JL, López L, Novelli S, de Cabo E, Infante ME, Pardo E, Monsalvo S, González M, Martín A, Caballero MD, López-Guillermo A; Grupo Español de Linfomas y Trasplante Autólogo de Médula Ósea (GELTAMO). Life expectancy of follicular lymphoma patients in complete response at 30 months is similar to that of the Spanish general population. *British Journal of Haematology*. 2019 May; 185(3): 480-491. doi: 10.1111/bjh.15805. PMID: 30793290. IF: 5,206. 1Q

Lapeña Rodríguez M, Cholvi Caldach R, Muñoz Forner E, Garcés Albir M, Sabater Ortí L. Life-threatening diarrhea and acute renal failure secondary to pancreatic VIPoma treated by surgery. *Revista Española de Enfermedades Digestivas*. 2019 Aug; 111(8): 641-643. doi: 10.17235/reed.2019.6244/2019. PMID: 31232078. IF: 1,858. 4Q

Pérez RF, Santamarina P, Tejedor JR, Urduño RG, Álvarez-Pitti J, Redon P, Fernández AF, Fraga MF, Lurbe E. Longitudinal genome-wide DNA methylation analysis uncovers persistent early-life DNA methylation changes. *Journal of Translational Medicine*. 2019 Jan 9; 17(1): 15. doi: 10.1186/s12967-018-1751-9. PMID: 30626398. IF: 4,098. 2Q

González-Vivas C, Soldevila-Matías P, Sparano O, García-Martí G, Martí-Bonmatí L, Crespo-Facorro B, Aleman A, Sanjuan J. Longitudinal studies of functional magnetic resonance imaging in first-episode psychosis: a systematic review. *European Psychiatry*. 2019 Jun; 59: 60-69. doi: 10.1016/j.eurpsy.2019.04.009. PMID: 31075523. IF: 3,941. 2Q

De la Rosa A, Solana E, Corpas R, Bartrés-Faz D, Pallàs M, Vina J, Sanfeliu C, Gomez-Cabrera MC. Long-term exercise training improves memory in middle-aged men and modulates peripheral levels of BDNF and Cathepsin B. *Scientific Reports*. 2019 Mar 4; 9(1): 3337. doi: 10.1038/s41598-019-40040-8. PMID: 30833610. IF: 4,011. 1Q

Marti-Aguado D, Ballester MP, Tosca J, Bosca-Watts MM, Navarro P, Anton R, Pascual I, Mora F, Minguez M. Long-term follow-up of patients treated with aminosalicilates for ulcerative colitis: Predictive factors of response: an observational case-control study. *United European Gastroenterology Journal*. 2019 Oct; 7(8): 1042-1050. doi: 10.1177/2050640619854277. PMID: 31662861. IF: 3,453. 2Q

Teira R, Espinosa N, Gutiérrez MM, Montero M, Martínez E, González F, Lozano de León F, Téllez F, Galindo MJ, Peraire J, Deig E, Muñoz-Sánchez P; para el Grupo de estudio VACH. Losses to follow-up of HIV-infected people in the Spanish VACH cohort over the period between 2013 and 2014: The impor-

tance of sociodemographic factors. *Enfermedades Infecciosas y Microbiología Clínica*. 2019 Jun - Jul; 37(6): 361-366. doi: 10.1016/j.eimc.2018.09.008. PMID: 30514587. IF: 1,685. 4Q

Martínez-Ciarpaglini C, Oltra S, Roselló S, Roda D, Mongort C, Carrasco F, Gonzalez J, Santonja F, Tarazona N, Huerta M, Espí A, Ribas G, Ferrández A, Navarro S, Cervantes A. Low miR200c expression in tumor budding of invasive front predicts worse survival in patients with localized colon cancer and is related to PD-L1 overexpression. *Modern Pathology*. 2019 Feb; 32(2):306-313. doi: 10.1038/s41379-018-0124-5. PMID: 30206410. IF: 6,365. 1Q-1D

Merchant N, Figueruela B, Rodríguez-Fernández M, Rodríguez-Arondo F, Revollo B, Ibarra S, Galindo MJ, Merino E, Montero M, Téllez F, García-Deltoro M, Rivero-Juárez A, Delgado-Fernández M, Ríos-Villegas MJ, Aguirrebengoa K, García MA, Portu J, Vera-Méndez FJ, Villalobos M, Mínguez C, De Los Santos I, López-Ruz MA, Omar M, Galera C, Macías J, Pineda JA; GEHEP-002 Study Group. Low performance of ultrasound surveillance for the diagnosis of hepatocellular carcinoma in HIV-infected patients. *AIDS*. 2019 Feb 1; 33(2): 269-278. doi: 10.1097/QAD.0000000000002065. PMID: 30325782. IF: 4,499. 1Q

Perez-Terol I, Rios-Navarro C, de Dios E, Morales JM, Gavara J, Perez-Sole N, Diaz A, Minana G, Segura-Sabater R, Bonanad C, Bayés-Genis A, Husser O, Monmeneu JV, Lopez-Lereu MP, Nunez J, Chorro FJ, Ruiz-Sauri A, Bodi V, Monleon D. Magnetic resonance microscopy and correlative histopathology of the infarcted heart. *Scientific Reports*. 2019 Dec 27; 9(1): 20017. doi: 10.1038/s41598-019-56436-5. PMID: 31882712. IF: 4,011. 1Q

Bañuls C, de Marañón AM, Veses S, Castro-Vega I, López-Domènech S, Salom-Vendrell C, Orden S, Álvarez Á, Rocha M, Víctor VM, Hernández-Mijares A. Malnutrition impairs mitochondrial function and leukocyte activation. *Nutrition Journal*. 2019 Dec 26; 18(1): 89. doi: 10.1186/s12937-019-0514-7. PMID: 31878925. IF: 3,592. 2Q

García-Mantrana I, Alcántara C, Selma-Royo M, Boix-Amorós A, Dzidic M, Gimeno-Alcañiz J, Úbeda-Sansano I, Sorribes-Monrabal I, Escuriet R, Gil-Raga F, Parra-Llorca A, Martínez-Costa C, Collado MC; MAMI team. MAMI: a birth cohort focused on maternal-infant microbiota during early life. *BMC Pediatrics*. 2019 May 3; 19(1): 140. doi: 10.1186/s12887-019-1502-y. PMID: 31053102. IF: 1,983. 2Q

Álvarez-Guisasola F, Orozco-Beltrán D, Cebrián-Cuenca AM, Ruiz Quintero MA, Angullo Martínez E, Ávila Lachica L, Ortega

Millán C, Caride Miana E, Navarro-Pérez J, Sagredo Perez J, Barrot de la Puente J, Cos Claramunt FX. Management of hyperglycaemia with non-insulin drugs in adult patients with type 2 diabetes. *Atención Primaria*. 2019 Aug - Sep; 51(7): 442-451. doi: 10.1016/j.aprim.2019.05.014. PMID: 31320123. IF: 1,346. 3Q

Pleguezuelos-Villa M, Náchter A, Hernández MJ, Ofelia Vila Buso MA, Ruiz Sauri A, Díez-Sales O. Mangiferin nanoemulsions in treatment of inflammatory disorders and skin regeneration. *International Journal of Pharmaceutics*. 2019 Jun 10; 564: 299-307. doi: 10.1016/j.ijpharm.2019.04.056. PMID: 31015007. IF: 4,213. 1Q

Burstein R, Henry NJ, Collison ML, et al. Mapping 123 million neonatal, infant and child deaths between 2000 and 2017. *Nature*. 2019 Oct; 574(7778): 353-358. doi: 10.1038/s41586-019-1545-0. PMID: 31619795. IF: 43,07. 1Q-1D

Molinero A, Ruilope LM, Tous S, Fornos JA, Mera I, Andrés NF, Iracheta M, Xia X, Beaney T, Poulter NR, Rodilla E, Martínez F, Gijón-Conde T. May Measurement Month 2017: an analysis of blood pressure screening in Spain-Europe. *European Heart Journal Supplements*. 2019 Apr; 21(Suppl D): D107-D110. doi: 10.1093/eurheartj/suz070. PMID: 31043894. IF: 1,321. 4Q

Millá-Perseguer M, Guadalajara-Olmeda N, Vivas-Consuelo D, Usó-Talamantes R. Measurement of health-related quality by multimorbidity groups in primary health care. *Health and Quality of Life Outcomes*. 2019 Jan 11; 17(1): 8. doi: 10.1186/s12955-018-1063-z. PMID: 30634992. IF: 2,318. 2Q

Novella S, Pérez-Cremades D, Mompeón A, Hermenegildo C. Mechanisms underlying the influence of oestrogen on cardiovascular physiology in women. *Journal of Physiology-London*. 2019 Oct; 597(19): 4873-4886. doi: 10.1113/JP278063. PMID: 31372994. IF: 4,95. 1Q

Muñoz-Bonet JI, López-Prats JL, Flor-Macián EM, Cantavella T, Domínguez A, Vidal Y, Brines J. Medical complications in a telemedicine home care programme for paediatric ventilated patients. *Journal of Telemedicine and Telecare*. 2019 Apr 25; 1357633X19843761. doi:10.1177/1357633X19843761. PMID: 31023136. IF: 2,229. 2Q

Monteagudo C, Jiménez AI, Arnandis A, Barr RJ. Meningioma-like tumor of the skin revisited: a distinct cd34+ dermal tumor with an expanded histologic spectrum. *American Journal of Surgical Pathology*. 2019 Nov; 43(11): 1518-1525. doi: 10.1097/PAS.0000000000001357. PMID: 31490235. IF: 6,155. 1Q-1D

Rees M, Lambrinoukaki I, Cano A, Simoncini T. Menopause:

Women should not suffer in silence. *Maturitas*. 2019 Jun; 124: 91-92. doi: 10.1016/j.maturitas.2019.01.014. PMID: 30732930. IF: 3,654. 1Q

Díaz-Ruiz M, Martínez-Triguero ML, López-Ruiz A, Fernández-de la Cruz F, Bañuls C, Hernández-Mijares A. Metabolic disorders and inflammation are associated with familial combined hyperlipemia. *Clinica Chimica Acta*. 2019 Mar; 490: 194-199. doi: 10.1016/j.cca.2018.09.009. PMID: 30201373. IF: 2,735. 2Q

Pradas I, Rovira-Llopis S, Naudí A, Bañuls C, Rocha M, Hernandez-Mijares A, Pamplona R, Victor VM, Jové M. Metformin induces lipid changes on sphingolipid species and oxidized lipids in polycystic ovary syndrome women. *Scientific Reports*. 2019 Nov 5; 9(1): 16033. doi: 10.1038/s41598-019-52263-w. PMID: 31690730. IF: 4,011. 1Q

Bueno-Betí C, Novella S, Soletti R, Mompeón A, Vergori L, Sanchís J, Andriantsitohaina R, Martínez MC, Hermenegildo C. Microparticles harbouring Sonic hedgehog morphogen improve the vasculogenesis capacity of endothelial progenitor cells derived from myocardial infarction patients. *Cardiovascular Research*. 2019 Feb 1; 115(2): 409-418. doi: 10.1093/cvr/cvy189. PMID: 30124781. IF: 7,014. 1Q-1D

Fernández-de Frutos M, Galán-Chilet I, Goedeke L, Kim B, Pardo-Marqués V, Pérez-García A, Herrero JI, Fernández-Hernando C, Kim J, Ramírez CM. MicroRNA 7 Impairs Insulin Signaling and Regulates Abeta Levels through Posttranscriptional Regulation of the Insulin Receptor Substrate 2, Insulin Receptor, Insulin-Degrading Enzyme, and Liver X Receptor Pathway. *Molecular and Cellular Biology*. 2019 Oct 28; 39(22). pii: e00170-19. doi: 10.1128/MCB.00170-19. PMID: 31501273. IF: 3,735. 2Q

Balaguer N, Moreno I, Herrero M, González-Monfort M, Vilella F, Simón C. MicroRNA-30d deficiency during preconception affects endometrial receptivity by decreasing implantation rates and impairing fetal growth. *American Journal of Obstetrics and Gynecology*. 2019 Jul; 221(1): 46.e1-46.e16. doi: 10.1016/j.ajog.2019.02.047. PMID: 30826341. IF: 6,12. 1Q-1D

López Castel A, Overby SJ, Artero R. MicroRNA-based therapeutic perspectives in myotonic dystrophy. *International Journal of Molecular Sciences*. 2019 Nov 9; 20(22). pii: E5600. doi: 10.3390/ijms20225600. PMID: 31717488. IF: 4,183. 2Q

Pastor-Escartín F, García-Catalán G, Holanda VM, Muftah Lahirish IA, Quintero RB, Neto MR, Quilis-Quesada V, Ibaoc KB, González Darder JM, de Oliveira E. Microsurgical anatomy of the insular region and operculoinsular association fibers and its neurosurgical application. *World Neurosurgery*. 2019 Sep; 129: 407-420. doi: 10.1016/j.wneu.2019.05.071. PMID:

9 publication list

31132493. IF: 1,723. 3Q

Rios-Navarro C, Marcos-Garces V, Bayes-Genis A, Husser O, Nuñez J, Bodi V. Microvascular obstruction in ST-Segment elevation myocardial infarction: looking back to move forward. Focus on CMR. *Journal of Clinical Medicine*. 2019 Oct 28; 8(11). pii: E1805. doi: 10.3390/jcm8111805. PMID: 31661823. IF: 5,688. 1Q-1D

Oltra M, Vidal-Gil L, Maisto R, Oltra SS, Romero FJ, Sancho-Pelluz J, Barcia JM. miR302a and 122 are deregulated in small extracellular vesicles from ARPE-19 cells cultured with H2O2. *Scientific Reports*. 2019 Nov 29; 9(1): 17954. doi: 10.1038/s41598-019-54373-x. PMID: 31784665. IF: 4,011. 1Q

Albert E, Alberola J, Bosque M, Camarena JJ, Clari MÁ, Domínguez Márquez MV, Gil-Fortuño M, Gimeno A, Nogueira JM, Ocate MD, Orta N, Prat J, Rodríguez JC, Valero I, Gimeno Cardona C, Navarro D. Missing cases of Herpes Simplex Virus (HSV) infection of the central nervous system when the reller criteria are applied for HSV PCR testing: a multicenter study. *Journal of Clinical Microbiology*. 2019 Jan 30; 57(2). pii: e01719-18. doi: 10.1128/JCM.01719-18. PMID: 30487303. IF: 4,959. 1Q

Martínez-Arroyo O, Gruevska A, Víctor VM, González-Polo RA, Yakhine-Diop SMS, Fuentes JM, Esplugues JV, Blas-García A, Apostolova N. Mitophagy in human astrocytes treated with the antiretroviral drug Efavirenz: Lack of evidence or evidence of the lack. *Antiviral Research*. 2019 Aug; 168: 36-50. doi: 10.1016/j.antiviral.2019.04.015. PMID: 31075350. IF: 4,13. 1Q

Díez-Villanueva P, Vera A, Ariza-Solé A, Alegre O, Formiga F, López-Palop R, Marín F, Vidán MT, Martínez-Sellés M, Salamanca J, Sionis A, García-Pardo H, Bueno H, Sanchís J, Abu-Assi E, González-Salvado V, Llaó I, Alfonso F; LONGEVO-SCA Registry Investigators. Mitral Regurgitation and Prognosis After Non-ST-Segment Elevation Myocardial Infarction in Very Old Patients. *Journal of the American Geriatrics Society*. 2019 Aug; 67(8): 1641-1648. doi: 10.1111/jgs.15926. PMID: 31045252. IF: 4,113. 1Q

Serra-Añó P, Pedrero-Sánchez JF, Hurtado-Abellán J, Inglés M, Espí-López GV, López-Pascual J. Mobility assessment in people with Alzheimer disease using smartphone sensors. *Journal of NeuroEngineering and Rehabilitation*. 2019 Aug 14; 16(1): 103. doi: 10.1186/s12984-019-0576-y. PMID: 31412893. IF: 3,582. 1Q-1D

Ballaró R, Penna F, Pin F, Gómez-Cabrera MC, Viña J, Costelli P. Moderate exercise improves experimental cancer cachexia by modulating the redox homeostasis. *Cancers*. 2019 Feb 28; 11(3). pii: E285. doi: 10.3390/cancers11030285. PMID:

30823492. IF: 6,162. 1Q

López-Domènech S, Abad-Jiménez Z, Iannantuoni F, de Marañón AM, Rovira-Llopis S, Morillas C, Bañuls C, Víctor VM, Rocha M. Moderate weight loss attenuates chronic endoplasmic reticulum stress and mitochondrial dysfunction in human obesity. *Molecular Metabolism*. 2019 Jan; 19: 24-33. doi: 10.1016/j.molmet.2018.10.005. PMID: 30385096. IF: 6,181. 1Q

Navarro-Mateu F, Escámez T, Quesada MP, Alcaráz MJ, Vilagut G, Salmerón D, Huerta JM, Chirlaque MD, Navarro C, Kessler RC, Alonso J, Martínez S. Modification of the risk of post-traumatic stress disorder (PTSD) by the 5-HTTLPR polymorphisms after Lorca's earthquakes (Murcia, Spain). *Psychiatry Research*. 2019 Dec; 282: 112640. doi: 10.1016/j.psychres.2019.112640. PMID: 31727442. IF: 2,208. 3Q

Calvo CJ, Lozano WM, Arias-Mutis ÓJ, Such-Miquel L, Such L, Genovés P, Guill A, Millet J, Chorro FJ, Alberola A, Pandit SV, Zarzoso M. Modifications of short-term intrinsic pacemaker variability in diet-induced metabolic syndrome: a study on isolated rabbit heart. *Journal of Physiology And Biochemistry*. 2019 Jun; 75(2): 173-183. doi: 10.1007/s13105-019-00667-7. PMID: 30887428. IF: 2,523. 2Q

Mas A, Simón C. Molecular differential diagnosis of uterine leiomyomas and leiomyosarcomas. *Biology of Reproduction*. 2019 Dec 24; 101(6): 1115-1123. doi: 10.1093/biolre/iy195. PMID: 30184111. IF: 2,96. 2Q

Fleitas-Kanonnikoff T, Martínez-Ciarpaglini C, Ayala J, Gauna C, Denis R, Yoffe I, Sforza S, Martínez MT, Pomata A, Ibarrola-Villava M, Arevshatyan S, Burriel V, Boscá D, Pastor O, Ferrer-Martínez A, Carrasco F, Mongort C, Navarro S, Ribas G, Cervantes A. Molecular profile in Paraguayan colorectal cancer patients, towards to a precision medicine strategy. *Cancer Medicine*. 2019 Jun; 8(6): 3120-3130. doi: 10.1002/cam4.2191. PMID: 31059199. IF: 3,357. 2Q

Fernández-Ruiz M, Albert E, Giménez E, Ruiz-Merlo T, Parra P, López-Medrano F, San Juan R, Polanco N, Andrés A, Navarro D, Aguado JM. Monitoring of alphatorquevirus DNA levels for the prediction of immunosuppression-related complications after kidney transplantation. *American Journal of Transplantation*. 2019 Apr; 19(4): 1139-1149. doi: 10.1111/ajt.15145. PMID: 30346659. IF: 7,163. 1Q-1D

De Munck N, Liñán A, Elkhatib I, Bayram A, Arnanz A, Rubio C, Garrido N, Lawrenz B, Fatemi HM. mtDNA dynamics between cleavage-stage embryos and blastocysts. *Journal of Assisted Reproduction and Genetics*. 2019 Sep; 36(9): 1867-1875. doi: 10.1007/s10815-019-01544-4. PMID: 31392663. IF: 2,82. 1Q

Milara J, Morell A, de Diego A, Artigues E, Morcillo E, Cortijo J. Mucin 1 deficiency mediates corticosteroid insensitivity in asthma. *Allergy*. 2019 Jan; 74(1): 111-121. doi: 10.1111/all.13546. PMID: 29978485. IF: 6,771. 1Q

Ballester B, Milara J, Cortijo J. Mucins as a new frontier in pulmonary fibrosis. *Journal of Clinical Medicine*. 2019 Sep 11; 8(9). pii: E1447. doi: 10.3390/jcm8091447. PMID: 31514468. IF: 5,688. 1Q-1D

Pellegrini C, Kim WK, Holzamer A, Walther T, Mayr NP, Michel J, Rheude T, Nuñez J, Kasel AM, Trenkwalder T, Kaess BM, Joner M, Kastrati A, Schunkert H, Hilker M, Möllmann H, Hengstenberg C, Husser O. Multicenter evaluation of prosthesis oversizing of the SAPIEN 3 transcatheter heart valve. impact on device failure and new pacemaker implantations. *Revista Espanola de Cardiología*. 2019 Aug; 72(8): 641-648. doi: 10.1016/j.rec.2018.06.005. PMID: 30017841. IF: 5,126. 1Q

Bahleda R, Italiano A, Hierro C, Mita A, Cervantes A, Chan N, Awad M, Calvo E, Moreno V, Govindan R, Spira A, Gonzalez M, Zhong B, Santiago-Walker A, Poggesi I, Parekh T, Xie H, Infante J, Tabernero J. Multicenter Phase I study of Erdafitinib [JNJ-42756493], oral pan-fibroblast growth factor receptor inhibitor, in patients with advanced or refractory solid tumors. *Clinical Cancer Research*. 2019 Aug 15; 25(16): 4888-4897. doi: 10.1158/1078-0432.CCR-18-3334. PMID: 31088831. IF: 8,911. 1Q-1D

Villarrubia N, Rodríguez-Martín E, Alari-Pahissa E, Aragón L, Castillo-Triviño T, Eixarch H, Ferrer JM, Martínez-Rodríguez JE, Massot M, Pinto-Medel MJ, Prada Á, Rodríguez-Acevedo B, Urbaneja P, Gascón-Gimenez F, Herrera G, Hernández-Clares R, Salgado MG, Oterino A, San Segundo D, Cuello JP, Gil-Herrera J, Cámara C, Gómez-Gutiérrez M, Martínez-Hernández E, Meca-Lallana V, Moga E, Muñoz-Calleja C, Querol L, Presas-Rodríguez S, Teniente-Serra A, Vlaga A, Muriel A, Roldán E, Villar LM. Multi-centre validation of a flow cytometry method to identify optimal responders to interferon-beta in multiple sclerosis. *Clinica Chimica Acta*. 2019 Jan; 488: 135-142. doi: 10.1016/j.cca.2018.11.008. PMID: 30408481. IF: 2,735. 2Q

Ramia JM, Martín-Perez E, Poves I, Fabregat-Prous J, Larrea Y, Olea J, Sanchez-Bueno F, Botello-Martinez F, Briceño J, Miyar-de León A, Serradilla M, Moya-Herraiz A; Grupo de hospitales participantes; Integrantes del Grupo de hospitales participantes. Multicentric study on total pancreatectomies. *Cirugía Española*. 2019 Aug - Sep; 97(7): 377-384. doi: 10.1016/j.ciresp.2019.04.004. PMID: 31164217. IF: 0,835. 4Q

Vazquez B, Gonzalez V, Molina I, Montesinos E, Ramon MD, Monteagudo C. Multiple lentiginos arising on resolving psoria-

tic plaques after treatment with apremilast. *Clinical and Experimental Dermatology*. 2019 Jan; 44(1): 66-67. doi: 10.1111/ced.13692. PMID: 29926507. IF: 1,771. 3Q

Giménez N, Martínez-Trillos A, Montraveta A, Lopez-Guerra M, Rosich L, Nadeu F, Valero JG, Aymerich M, Magnano L, Rozman M, Matutes E, Delgado J, Baumann T, Gine E, González M, Alcoceba M, Terol MJ, Navarro B, Colado E, Payer AR, Puente XS, López-Otín C, Lopez-Guillermo A, Campo E, Colomer D, Villamor N. Mutations in the RAS-BRAF-MAPK-ERK pathway define a specific subgroup of patients with adverse clinical features and provide new therapeutic options in chronic lymphocytic leukemia. *Haematologica*. 2019 Mar; 104(3): 576-586. doi: 10.3324/haematol.2018.196931. PMID: 30262568. IF: 7,57. 1Q-1D

McLornan D, Szydlo R, Koster L, Chalandon Y, Robin M, Wolschke C, Beelen D, Socié G, Bornhäuser M, Angelucci E, Niederwieser D, Gerbitz A, Finke J, Vitek A, Itälä-Remes M, Radujkovic A, Kanz L, Potter V, Chevallier P, Stelljes M, Petersen E, Robinson S, Poiré X, Klyuchnikov E, Hernández-Boluda JC, Czerw T, Hayden P, Kröger N, Yakoub-Agha I. Myeloablative and reduced-intensity conditioned allogeneic hematopoietic stem cell transplantation in myelofibrosis: a retrospective study by the chronic malignancies working party of the European Society for Blood and Marrow Transplantation. *Biology of Blood and Marrow Transplantation*. 2019 Nov; 25(11): 2167-2171. doi: 10.1016/j.bbmt.2019.06.034. PMID: 31284069. IF: 3,599. 2Q

Sanchis-Sánchez E, Sánchez-Lorente M, Salvador-Palmer R, Cibrián R, Collado Ruiz J. The Hospital Admission Register (CMBD) use for the analysis of hospital acquired pressure ulcer at the region of Valencia (2012-2015). *Revista Española de Salud Pública*. 2019 Apr 4; 93. pii: e201904015. PMID: 30944298. IF: 0.635. 4Q

NCD Risk Factor Collaboration. National trends in total cholesterol obscure heterogeneous changes in HDL and non-HDL cholesterol and total-to-HDL cholesterol ratio: a pooled analysis of 458 population-based studies in Asian and Western countries. *International Journal of Epidemiology*. 2019 Jul 18. pii: dyz099. doi: 10.1093/ije/dyz099. PMID: 31321439. IF: 7,339. 1Q-1D

Colomer R, Saura C, Sánchez-Rovira P, Pascual T, Rubio IT, Burgués O, Marcos L, Rodríguez CA, Martín M, Lluch A. Neoadjuvant management of early breast cancer: a clinical and investigational position statement. *Oncologist*. 2019 May; 24(5): 603-611. doi: 10.1634/theoncologist.2018-0228. PMID: 30710068. IF: 5,252. 1Q

Luperdi SC, Tabarés-Seisdedos R, Livianos L, Vieta E, Cuesta

9 publication list

MJ, Balanzá-Martínez V. Neurocognitive endophenotypes in schizophrenia and bipolar disorder: A systematic review of longitudinal family studies. *Schizophrenia Research*. 2019 Aug; 210: 21-29. doi: 10.1016/j.schres.2019.06.014. PMID: 31272906. IF: 4,569. 1Q

Núñez C, Stephan-Otto C, Usall J, Bioque M, Lobo A, González-Pinto A, Pina-Camacho L, Vieta E, Castro-Fornieles J, Rodríguez-Jimenez R, Butjosa A, Janssen J, Cabrera B, Parellada M, Bernardo M; PEPs group. Neutrophil count is associated with reduced gray matter and enlarged ventricles in first-episode psychosis. *Schizophrenia Bulletin*. 2019 Jun 18; 45(4): 846-858. doi: 10.1093/schbul/sby113. PMID: 30107610. IF: 7,289. 1Q-1D

Lurbe E, Redon P. New elements in childhood obesity. *Endocrinología Diabetes y Nutrición*. 2019 Mar; 66(3): 137-139. doi: 10.1016/j.endinu.2019.02.001. PMID: 30871759. IF: 0,934. 4Q

Muntasell A, Rojo F, Servitja S, Rubio-Perez C, Cabo M, Tamborero D, Costa-García M, Martínez-García M, Menéndez S, Vazquez I, Lluch A, Gonzalez-Perez A, Rovira A, López-Botet M, Albanell J. NK Cell infiltrates and HLA class I expression in primary HER2(+) breast cancer predict and uncouple pathological response and disease-free survival. *Clinical Cancer Research*. 2019 Mar 1; 25(5): 1535-1545. doi: 10.1158/1078-0432.CCR-18-2365. PMID: 30523021. IF: 8,911. 1Q-1D

Scheelje Carabelli T, Esteban Ronda V, Hernández Moreno K. *Nocardia otitidiscaviarum* infection in an immunocompetent patient. *Archivos de Bronconeumología*. 2019 Jan; 55(1): 59-60. doi: 10.1016/j.arbres.2018.03.020. PMID: 29804947. IF: 4,214. 1Q

Martinez J, Bisbal V, Marin N, Cano A, Gómez R. Noninvasive monitoring of lesion size in a heterologous mouse model of endometriosis. *Jove-Journal of Visualized Experiments*. 2019 Feb 26; (144). doi: 10.3791/58358. PMID: 30882775. IF: 1,108. 3Q

Gambardella V, Gimeno-Valiente F, Tarazona N, Martínez-Ciarpaglini C, Roda D, Fleitas T, Tolosa P, Cejalvo JM, Huerta M, Roselló S, Castillo J, Cervantes A. NRF2 through RPS6 activation is related to anti-her2 drug resistance in HER2 -amplified gastric cancer. *Clinical Cancer Research*. 2019 Mar 1; 25(5): 1639-1649. doi: 10.1158/1078-0432.CCR-18-2421. PMID: 30504425. IF: 8,911. 1Q

Redón J, Usó R, Trillo JL, López C, Morales-Olivas F, Navarro J, Sanchís J, Gil V, Orozco-Beltrán D. Number of drugs used in secondary cardiovascular prevention and late survival in the population of Valencia Community, Spain. *International Journal*

of Cardiology. 2019 Oct 15; 293: 260-265. doi: 10.1016/j.ijcard.2019.05.071. PMID: 31229263. IF: 3,471. 2Q

González-Miguel J, Valero MA, Reguera-Gomez M, Mas-Bargues C, Bargues MD, Simón F, Mas-Coma S. Numerous Fasciola plasminogen-binding proteins may underlie blood-brain barrier leakage and explain neurological disorder complexity and heterogeneity in the acute and chronic phases of human fascioliasis. *Parasitology*. 2019 Mar; 146(3): 284-298. doi: 10.1017/S0031182018001464. PMID: 30246668. IF: 2,456. 2Q

Martínez-Costa C, Calderón C, Gómez-López L, Borraz S, Crehuá-Gaudiza E, Pedrón-Giner C. Nutritional outcome in home gastrostomy-fed children with chronic diseases. *Nutrients*. 2019 Apr 26; 11(5). pii: E956. doi: 10.3390/nu11050956. PMID: 31035481. IF: 4,171. 1Q

Tonet E, Campo G, Maietti E, Formiga F, Martínez-Sellés M, Pavaasini R, Biscaglia S, Serenelli M, Sanchis J, Díez-Villanueva P, Bugani G, Vitali F, Ruggiero R, Cimaglia P, Bernucci D, Volpato S, Ferrari R, Ariza-Solé A. Nutritional status and all-cause mortality in older adults with acute coronary syndrome. *Clinical Nutrition*. 2019 Jul 9. pii: S0261-5614(19)30281-X. doi: 10.1016/j.clnu.2019.06.025. PMID: 31324416. IF: 6,402. 1Q-1D

Lloret A, Monllor P, Esteve D, Cervera-Ferri A, Lloret MA. Obesity as a risk factor for Alzheimer's disease: implication of leptin and glutamate. *Frontiers in Neuroscience*. 2019 May 22; 13: 508. doi: 10.3389/fnins.2019.00508. PMID: 31191220. IF: 3,648. 2Q

Signes-Costa J, de Granda-Orive JI, Ramos Pinedo Á, Camarasa Escrig A, de Higes Martínez E, Rábade Castedo C, Cabrera César E, Jiménez-Ruiz CA. Official statement of the Spanish Society of Pulmonology and Thoracic Surgery (SEPAR) on electronic cigarettes and IQOS. *Archivos de Bronconeumología*. 2019 Nov; 55(11): 581-586. doi: 10.1016/j.arbres.2019.04.023. PMID: 31235270. IF: 4,214. 1Q

Simoncini T, Cano A, Goulis DG, Lambrinouadaki I, Rees M, Stute P. On the use and abuse of register studies: the case of menopausal hormone therapy. *Maturitas*. 2019 May; 123: 91-92. doi: 10.1016/j.maturitas.2019.03.009. PMID: 30952373. IF: 3,654. 1Q

de Francisco ALM, Macía M, Alonso F, García P, Gutierrez E, Quintana LF, Quiroga B, Torregrosa I. Onco-nephrology: cancer, chemotherapy and kidney. *Nefrología*. 2019 Sep - Oct; 39(5): 473-481. doi: 10.1016/j.nefro.2018.10.016. PMID: 30929891. IF: 1,439. 4Q

Edwards MR, Forbes G, MacDonald N, Berdunov V, Mihaylova B, Dias P, Thomson A, Grocott MP, Mythen MG, Gillies MA, Sander M, Phan TD, Evered L, Wijeysondera DN, McCluskey SA, Alde-

coa C, Ripollés-Melchor J, Hofer CK, Abukhudair H, Szczekliak W, Grigoras I, Hajjar LA, Kahan BC, Pearse RM; OPTIMISE II investigators. Optimisation of Perioperative Cardiovascular Management to Improve Surgical Outcome II (OPTIMISE II) trial: study protocol for a multicentre international trial of cardiac output-guided fluid therapy with low-dose inotrope infusion compared with usual care in patients undergoing major elective gastrointestinal surgery. *BMJ Open*. 2019 Jan 15; 9(1): e023455. doi: 10.1136/bmjopen-2018-023455. PMID: 30647034. IF: 2,376. 2Q

Aguilar G, Ferriols R, Martínez-Castro S, Ezquer C, Pastor E, Carbonell JA, Alós M, Navarro D. Optimizing ceftolozane-tazobactam dosage in critically ill patients during continuous venovenous hemodiafiltration. *Critical Care*. 2019 Apr 26; 23(1): 145. doi: 10.1186/s13054-019-2434-5. PMID: 31027499. IF: 6,959. 1Q

Capalbo A, Valero RA, Jimenez-Almazan J, Pardo PM, Fabiani M, Jiménez D, Simon C, Rodriguez JM. Optimizing clinical exome design for recessive genetic conditions in preconception carrier screening: Translational research genomic data from 14,125 exomes. *PLOS Genetics*. 2019 Oct 7; 15(10): e1008409. doi: 10.1371/journal.pgen.1008409. 2019 Oct. PMID: 31589614. IF: 5,224. 1Q

Bagan J, Murillo-Cortes J, Leopoldo-Rodado M, Sanchis-Bielsa JM, Bagan L. Oral cancer on the gingiva in patients with proliferative leukoplakia: a study of 30 cases. *Journal of Periodontology*. 2019 Oct; 90(10): 1142-1148. doi: 10.1002/JPER.18-0620. PMID: 31074011. IF: 2,768. 1Q

Garcia-Pola MJ, Rodriguez-López S, Fernández-Vigil A, Bagán L, Garcia-Martín JM. Oral hygiene instructions and professional control as part of the treatment of desquamative gingivitis. Systematic review. *Medicina Oral Patología Oral y Cirugía Bucal*. 2019 Mar 1; 24(2): e136-e144. doi: 10.4317/medoral.22782. PMID: 30818305. IF: 1,284. 3Q

Adamo B, Bellet M, Paré L, Pascual T, Vidal M, Pérez Fidalgo JA, Blanch S, Martinez N, Murillo L, Gómez-Pardo P, López-González A, Amillano K, Canes J, Galván P, González-Farré B, González X, Villagrasa P, Ciruelos E, Prat A. Oral metronomic vinorelbine combined with endocrine therapy in hormone receptor-positive HER2-negative breast cancer: SOLTI-1501 VENTANA window of opportunity trial. *Breast Cancer Research*. 2019 Sep 18; 21(1): 108. doi: 10.1186/s13058-019-1195-z. PMID: 31533777. IF: 5,676. 1Q

Isla D, De Las Peñas R, Insa A, Marsé R, Martínez-Banaclocha N, Mut P, Morán T, Sala MÁ, Massuti B, Ortega AL, Jurado JM, Gómez-Codina J, Diz P, Artal Á, Gutiérrez V, Vázquez MF, Viño-

las N, Maestu I, Camps C, Álvarez R, de Mon Soto MÁ, Ponce S, Provencio M. Oral vinorelbine versus etoposide with cisplatin and chemo-radiation as treatment in patients with stage III non-small cell lung cancer: A randomized phase II (RENO study). *Lung Cancer*. 2019 Sep; 135: 161-168. doi: 10.1016/j.lungcan.2018.11.041. PMID: 31446990. IF: 4,599. 1Q

Aguilar-Serra J, Gimeno-Ballester V, Pastor-Clerigues A, Milara J, Marti-Bonmati E, Trigo-Vicente C, Alós-Almiñana M, Cortijo J. Osimertinib in first-line treatment of advanced EGFR-mutated non-small-cell lung cancer: a cost-effectiveness analysis. *Journal of Comparative Effectiveness Research*. 2019 Aug; 8(11): 853-863. doi: 10.2217/ce-2019-0029. PMID: 31478399. IF: 1,485. 3Q

Bover J, Ureña-Torres P, Laiz Alonso AM, Torregrosa JV, Rodríguez-García M, Castro-Alonso C, Górriz JL, Benito S, López-Báez V, Lloret Cora MJ, Cigarrán S, DaSilva I, Sánchez-Bayá M, Mateu Escudero S, Guirado L, Cannata-Andía J. Osteoporosis, bone mineral density and CKD-MBD (II): Therapeutic implications. *Nefrología*. 2019 May - Jun; 39(3): 227-242. doi: 10.1016/j.nefro.2018.10.009. PMID: 30797619. IF: 1,439. 4Q

Martínez Sanz J, Pérez Elías MJ, Muriel A, Gómez Ayerbe C, Vivancos Gallego MJ, Sánchez Conde M, Herrero Delgado M, Pérez Elías P, Polo Benito L, de la Fuente Cortés Y, Barea R, Sullivan AK, Fuster Ruiz de Apodaca MJ, Galindo MJ, Moreno S; DRIVE 03, OPTtest WP5 and FOCO Study Groups. Outcome of an HIV education program for primary care providers: Screening and late diagnosis rates. *PLoS One*. 2019 Jul 2; 14(7): e0218380. doi: 10.1371/journal.pone.0218380. PMID: 31265464. IF: 2,776. 2Q

Pérez Elías MJ, Alejos B, Vivancos MJ, Ribera E, Galindo MJ, Vilanova-Trillo L, García-Fraile Fraile LJ, de La Fuente Moral S, Garcia De Lomas J, Lozano F, Mateo García MG, Tacias Pitarch M, Diez Martinez M, Rojas J, Raya-Cruz M, Sepúlveda MA, Troya J, Del Campo S, Martinez E; CODAR study group. Outcomes by sex following treatment initiation with darunavir/cobicistat in a large Spanish cohort of the CODAR study (GeSIDA 9316). *Journal of Antimicrobial Chemotherapy*. 2019 Oct 1; 74(10): 3044-3048. doi: 10.1093/jac/dkz254. PMID: 31236601. IF: 5,113. 1Q-1D

Pérez Elías MJ, Alejos B, Vivancos MJ, Ribera E, Galindo MJ, Vilanova-Trillo L, García-Fraile Fraile LJ, de La Fuente Moral S, Garcia De Lomas J, Lozano F, Mateo García MG, Tacias Pitarch M, Diez Martinez M, Rojas J, Raya-Cruz M, Sepúlveda MA, Troya J, Del Campo S, Martinez E. Outcomes by sex following treatment initiation with darunavir/cobicistat in a large Spanish cohort of the CODAR study (GeSIDA 9316) [vol 74, pg 3044, 2019]. *Journal of Antimicrobial Chemotherapy*. 2019 Oct 1;

9 publication list

74(10): 3124. doi: 10.1093/jac/dkz331. PMID: 31377772. IF: 5,113. 1Q-1D

Moro-Valdezate D, Royo-Aznar A, Martín-Arévalo J, Pla-Martí V, García-Botello S, León-Espinoza C, Fernández-Moreno MC, Espín-Basany E, Espí-Macías A. Outcomes of Hartmann's procedure and subsequent intestinal restoration. Which patients are most likely to undergo reversal?. *American Journal of Surgery*. 2019 Nov; 218(5): 918-927. doi: 10.1016/j.amjsurg.2019.02.025. PMID: 30853093. IF: 2,201. 2Q

Lope V, Martín M, Castelló A, Ruiz A, Casas AM, Baena-Cañada JM, Antolín S, Ramos-Vázquez M, García-Sáenz JÁ, Muñoz M, Lluch A, de Juan-Ferré A, Jara C, Sánchez-Rovira P, Antón A, Chacón JI, Arcusa A, Jimeno MA, Bezares S, Vioque J, Carrasco E, Pérez-Gómez B, Pollán M. Overeating, caloric restriction and breast cancer risk by pathologic subtype: the EPIGEICAM study. *Scientific Reports*. 2019 Mar 7; 9(1): 3904. doi: 10.1038/s41598-019-39346-4. PMID: 30846706. IF: 4,011. 1Q

García-Giménez JL, Romá-Mateo C, Pallardó FV. Oxidative post-translational modifications in histones. *Biofactors*. 2019 Sep; 45(5): 641-650. doi: 10.1002/biof.1532. PMID: 31185139. IF: 3,598. 2Q

Magallón M, Navarro-García MM, Dasí F. Oxidative Stress in COPD. *Journal of Clinical Medicine*. 2019 Nov 13; 8(11). pii: E1953. doi: 10.3390/jcm8111953. PMID: 31766150. IF: 5,688. 1Q-1D

Cenini G, Lloret A, Cascella R. Oxidative stress in neurodegenerative diseases: from a mitochondrial point of view. *Oxidative Medicine and Cellular Longevity*. 2019 May 9; 2019: 2105607. doi: 10.1155/2019/2105607. PMID: 31210837. IF: 4,868. 2Q

Velasco R, Cordero P, Andrade V, Martín JM, Smith V, Ramón MD, Monteagudo C. Painful papule on the right arm of a woman. *Clinical and Experimental Dermatology*. 2019 Aug; 44(6): 661-663. doi: 10.1111/ced.13816. PMID: 30362141. IF: 1,771. 3Q

Galiano-Blancart RF, Navarre-Gimeno A, Sanchez-Cruz V, Garcia-Escrig M, Miranda-Gozalvo V. Palatal myoclonus associated with myotonic dystrophy type 1. *Revista de Neurología*. 2019 Mar 16; 68(6): 267-268. doi: 10.33588/rn.6806.2018359. PMID: 30855713. IF: 0,485. 4Q

Bellet M, Ahmad F, Villanueva R, Valdivia C, Palomino-Doza J, Ruiz A, González X, Adrover E, Azaro A, Valls-Margarit M, Parra JL, Aguilar J, Vidal M, Martín A, Gavilá J, Escrivá-de-Romaní S, Pirelló A, Hernando C, Lahuerta A, Zamora P, Reyes V, Alcalde M, Masanas H, Céliz P, Ruíz I, Gil M, Seguí MÁ, de la Peña L. Palbociclib and ribociclib in breast cancer: consensus workshop on the ma-

agement of concomitant medication. *Therapeutic Advances in Medical Oncology*. 2019 May 10; 11: 1758835919833867. doi: 10.1177/1758835919833867. PMID: 31205497. IF: 5,67. 1Q

Mora-Oliver I, Garcés-Albir M, Dorcaratto D, Muñoz-Forner E, Izquierdo Moreno A, Carbonell-Aliaga MP, Sabater L. Pancreatoduodenectomy with artery-first approach. *Minerva Chirurgica*. 2019 Jun; 74(3): 226-236. doi: 10.23736/S0026-4733.18.07944-0. PMID: 30600965. IF: 0,736. 4Q

Global Burden of Disease Health Financing Collaborator Network. Past, present, and future of global health financing: a review of development assistance, government, out-of-pocket, and other private spending on health for 195 countries, 1995-2050. *Lancet*. 2019 Jun 1; 393(10187): 2233-2260. doi: 10.1016/S0140-6736(19)30841-4. PMID: 31030984. IF: 59,102. 1Q-1D

Serra-Pastor B, Loi I, Fons-Font A, Solá-Ruiz MF, Agustín-Panadero R. Periodontal and prosthetic outcomes on teeth prepared with biologically oriented preparation technique: a 4-year follow-up prospective clinical study. *Journal of Prosthodontic Research*. 2019 Oct; 63(4): 415-420. doi: 10.1016/j.jpor.2019.03.006. PMID: 30975559. IF: 2,636. 1Q

Cabrera-Pastor A, Llansola M, Montoliu C, Malaguarnera M, Balzano T, Taoro-Gonzalez L, García-García R, Mangas-Losada A, Izquierdo-Altarejos P, Arenas YM, Leone P, Felipe V. Peripheral inflammation induces neuroinflammation that alters neurotransmission and cognitive and motor function in hepatic encephalopathy: underlying mechanisms and therapeutic implications. *Acta Physiologica*. 2019 Jun; 226(2): e13270. doi: 10.1111/apha.13270. PMID: 30830722. IF: 5,868. 1Q-1D

Mas S, Gassó P, Rodríguez N, Cabrera B, Mezquida G, Lobo A, González-Pinto A, Parellada M, Corripio I, Vieta E, Castro-Fornieles J, Bobes J, Usall J, Saiz-Ruiz J, Contreras F, Parellada E, Bernardo M; PEPs group. Personalized medicine begins with the phenotype: identifying antipsychotic response phenotypes in a first-episode psychosis cohort. *Acta Psychiatrica Scandinavica*. 2019 Nov 20. doi: 10.1111/acps.13131. PMID: 31746462. IF: 4,694. 1Q

Cram DS, Leigh D, Handyside A, Rechitsky L, Xu K, Harton G, Grifo J, Rubio C, Fragouli E, Kahraman S, Forman E, Katz-Jaffe M, Tempest H, Thornhill A, Strom C, Escudero T, Qiao J, Munne S, Simpson JL, Kuliev A. PGDIS position statement on the transfer of mosaic embryos 2019. *Reproductive Biomedicine Online*. 2019 Aug; 39 Suppl 1: e1-e4. doi: 10.1016/j.rbmo.2019.06.012. PMID: 31421710. IF: 2,93. 1Q

Perez-Pitarch A, Guglieri-Lopez B, Ferriols-Lisart R, Pérez A, Ez-

quer-Garín C, Hernández-Boluda JC, Piñana JL, Navarro D, Solano C, Alós-Almiñana M. Pharmacokinetic/pharmacodynamic analysis of voriconazole against *Candida* spp. and *Aspergillus* spp. in allogeneic stem cell transplant recipients. *Therapeutic Drug Monitoring*. 2019 Dec; 41(6): 740-747. doi: 10.1097/FTD.0000000000000657. PMID: 31136417. IF: 2,047. 3Q

Argilés G, André T, Hollebecque A, Calvo A, Dahan L, Cervantes A, Leger C, Amellal N, Fougeray R, Tabernero J. Phase I dose-escalation of trifluridine/tipiracil in combination with oxaliplatin in patients with metastatic colorectal cancer. *European Journal of Cancer*. 2019 May; 112: 12-19. doi: 10.1016/j.ejca.2019.01.101. PMID: 30889492. IF: 6,68. 1Q

Jung KH, LoRusso P, Burris H, Gordon M, Bang YJ, Hellmann MD, Cervantes A, de Olza MO, Marabelle A, Hodi FS, Ahn MJ, Emens LA, Barlesi F, Hamid O, Calvo E, McDermott D, Soliman H, Rhee I, Lin R, Pourmohamad T, Suchomel J, Tshako A, Morrissey K, Mahrus S, Morley R, Pirzkall A, Davis SL. Phase I study of the Indoleamine 2,3-Dioxygenase 1 (IDO1) inhibitor navoximod (GDC-0919) administered with PD-L1 inhibitor (Atezolizumab) in advanced solid tumors. *Clinical Cancer Research*. 2019 Jun 1; 25(11): 3220-3228. doi: 10.1158/1078-0432.CCR-18-2740. PMID: 30770348. IF: 8,911. 1Q-1D

Ruiz-Borrego M, Guerrero-Zotano A, Bermejo B, Ramos M, Cruz J, Baena-Cañada JM, Cirauqui B, Rodríguez-Lescure Á, Alba E, Martínez-Jáñez N, Muñoz M, Antón S, Álvarez I, Del Barco S, Sevillano E, Chacón JI, Antón A, Escudero MJ, Ruiz V, Carrasco E, Martín M; GEICAM. Phase III evaluating the addition of fulvestrant (F) to anastrozole (A) as adjuvant therapy in postmenopausal women with hormone receptor-positive HER2-negative (HR+/HER2-) early breast cancer (EBC): results from the GEICAM/2006-10 study. *Breast Cancer Research and Treatment*. 2019 Aug; 177(1): 115-125. doi: 10.1007/s10549-019-05296-8. PMID: 31152327. IF: 3,471. 2Q

Mollá B, Muñoz-Lasso DC, Calap P, Fernandez-Vilata A, de la Iglesia-Vaya M, Pallardó FV, Moltó MD, Palau F, Gonzalez-Cabo P. Phosphodiesterase inhibitors revert axonal dystrophy in friedreich's ataxia mouse model. *Neurotherapeutics*. 2019 Apr; 16(2): 432-449. doi: 10.1007/s13311-018-00706-z. PMID: 30761510. IF: 5,552. 1Q-1D

Bermejo A, Collado A, Barrachina I, Marqués P, El Aouad N, Franck X, Garibotto F, Dacquet C, Caignard DH, Suvire FD, Enriz RD, Piqueras L, Figadère B, Sanz MJ, Cabedo N, Cortes D. Polycerasoidol, a natural prenylated benzopyran with a dual ppar alpha/ppar gamma agonist activity and anti-inflammatory effect. *Journal of Natural Products*. 2019 Jul 26; 82(7): 1802-1812. doi: 10.1021/acs.jnatprod.9b00003. PMID: 31268307. IF: 4,257. 1Q-1D

Kirmeier E, Eriksson LI, Lewald H, Jonsson Fagerlund M, Hoefft A, Hollmann M, Meistelman C, Hunter JM, Ulm K, Blobner M; POPULAR Contributors. Post-anaesthesia pulmonary complications after use of muscle relaxants (POPULAR): a multi-centre, prospective observational study. *Lancet Respiratory Medicine*. 2019 Feb; 7(2): 129-140. doi: 10.1016/S2213-2600(18)30294-7. PMID: 30224322. IF: 22,992. 1Q-1D

Simon C, Sakkas D, Gardner D, Critchley H. Precision Medicine in Human Reproduction. Special Issue. *Biology of Reproduction*. 2019 Dec 24; 101(6): 1075. doi: 10.1093/biolre/ioz193. PMID: 31616936. IF: 2,96. 2Q

Ibarrola-Villava M, Cervantes A, Bardelli A. Preclinical models for precision oncology (vol 1870, pg 239, 2018). *Biochimica et Biophysica Acta-Reviews on Cancer*. 2019 Dec; 1872(2): 188292. doi: 10.1016/j.bbcan.2019.05.002. PMID: 31138435. IF: 6,887. 1Q-1D

Simon C, Romero R. Preconceptional care, where reproductive medicine meets obstetrics: the origins of lifetime health. *Fertility and Sterility*. 2019 Apr; 111(4): 657-658. doi: 10.1016/j.fertnstert.2019.02.006. PMID: 30929724. IF: 5,411. 1Q-1D

Rodríguez-Otero P, Mateos MV, Martínez-López J, Hernández MT, Ocío EM, Rosiñol L, Martínez R, Teruel AI, Gutiérrez NC, Bargay J, Bengoechea E, González Y, de Oteyza JP, Gironella M, Nuñez-Córdoba JM, Encinas C, Martín J, Cabrera C, Palomera L, de Arriba F, Cedena M, Puig N, Oriol A, Paiva B, Bladé J, Lahuerta JJ, San Miguel JF. Predicting long-term disease control in transplant-ineligible patients with multiple myeloma: impact of an MGUS-like signature. *Blood Cancer Journal*. 2019 Mar 18; 9(4): 36. doi: 10.1038/s41408-019-0176-x. PMID: 30886139. IF: 7,895. 1Q-1D

Haya S, Solano C, Cid AR, Argilés B, Hervás D, Querol F, Bonanad S, Casaña P. Predictive factors of immune tolerance treatment response in severe haemophilia A patients with inhibitors: a real-world report from a single centre, mixed retrospective-prospective long-term study. *Haemophilia*. 2019 Mar; 25(2): e97-e100. doi: 10.1111/hae.13660. PMID: 30604912. IF: 3,59. 2Q

Bertomeu-González V, Soriano Maldonado C, Bleda-Cano J, Carrascosa-Gonzalvo S, Navarro-Perez J, López-Pineda A, Carratalá-Munuera C, Gil Guillén VF, Quesada JA, Brotons C, Orozco-Beltrán D. Predictive validity of the risk SCORE model in a Mediterranean population with dyslipidemia. *Atherosclerosis*. 2019 Nov; 290: 80-86. doi: 10.1016/j.atherosclerosis.2019.09.007. PMID: 31593904. IF: 4,255. 1Q

Solano C, Giménez E, Albert E, Mateo EM, Gómez M, Goterris R, Pérez A1, Amat P, Hernández-Boluda JC, Poch M, Piñana

9 publication list

JL, Navarro D. Pre-engraftment cytomegalovirus DNAemia in allogeneic hematopoietic stem cell transplant recipients: incidence, risk factors, and clinical outcomes. *Bone Marrow Transplantation*. 2019 Jan; 54(1): 90-98. doi: 10.1038/s41409-018-0251-0. PMID: 29899574. IF: 4,674. 1Q

Escudero-Acha P, Palomo Navarro M, Leizaola Irigoyen O, Vidal Tegedor B, González Romero D, Misis Del Campo M, Recena Pérez P, Pavía Pesquera MC, Freita Ramos S, Miró Andreu G, de Pablo Hermida AM, Barceló Castelló M, Blasco Cortes ML, Ballesteros Ortega D, Lázaro Martín N, Díaz Díaz D, Pérez Ruiz M, Poyo-Guerrero R, Cordero Vallejo M, Acune O, Duerto Alvarez J, Garcia Torrejon MC, Gómez Gómez EM, Claverías Cabrerías L, Gomez Acebo I, Gonzalez-Castro A; Grupo de Trabajo de Bioética de la SEMICYUC. Preliminary results of the ADENHCU trial: Analysis of decisions of refuse admission in intensive care units as a limitation of life support treatments; multi-center, prospective, observational study. *Medicina Intensiva*. 2019 Jun - Jul; 43(5): 317-319. doi: 10.1016/j.medin.2018.10.001. PMID: 30497853. IF: 1,982. 3Q

Callejas R, Panadero A, Vives M, Duque P, Echarri G, Monedero P; Renal Dysfunction in Cardiac Surgery Spanish Group (GEDRCC2). Preoperative predictive model for acute kidney injury after elective cardiac surgery: a prospective multicenter cohort study. *Minerva Anestesiologica*. 2019 Jan; 85(1): 34-44. doi: 10.23736/S0375-9393.18.12257-7. PMID: 29756690. IF: 2,84. 2Q

Sarramea F, Jaén-Moreno MJ, Feu N, Redondo-Écija J, Balanzá-Martínez V, Gutiérrez-Rojas L, García-Portilla MP. Prepare the smoking cessation in severe mental illness: early diagnosis and prevention opportunities. *Revista de Psiquiatría y Salud Mental*. 2019 Apr - Jun; 12(2): 133-134. doi: 10.1016/j.rpsm.2018.08.001. PMID: 30274862. IF: 2,927. 2Q

Ferrero VT, Oset MM, Masferrer JP, Pardo EH, Sorolla EJ, Largo SC; PrevaDIOR Study Group. Prevalence and characterization of breakthrough pain in cancer patients with proctalgia treated with 3D pelvic radiotherapy. *Clinical & Translational Oncology*. 2019 Dec; 21(12): 1707-1711. doi: 10.1007/s12094-019-02102-1. PMID: 30949931. IF: 2,441. 3Q

Fuster-Ruiz de Apodaca MJ, Castro-Granell V, Garin N, Lagua A, Jaén Á, Iñiesta C, Cenoz S, Galindo MJ. Prevalence and patterns of illicit drug use in people living with HIV in Spain: a cross-sectional study. *PLoS One*. 2019 Jun 17; 14(6): e0211252. doi: 10.1371/journal.pone.0211252. PMID: 31206550. IF: 2,776. 2Q

Mestre-Alagarda C, Nieto G, Terrádez L, Monteagudo C. Primary cutaneous biphasic sarcomatoid basal cell carcinoma

with myoepithelial carcinoma differentiation: a new variant. *Journal of Cutaneous Pathology*. 2019 Dec; 46(12): 949-953. doi: 10.1111/cup.13543. PMID: 31278765. IF: 1,524. 3Q

Gargallo-Benedicto A, Bayo-Calduch P, Olate-Pérez A, Pérez-Nestre A, Duch-Samper A. Primary multifocal anaplastic large cell lymphoma with eyelid involvement: a case report. *Arquivos Brasileiros de Oftalmologia*. 2019; 82(6): 514-6. <http://dx.doi.org/10.5935/0004-2749.20190094>. PMID: 31531544. IF: 0,859. 4Q

Amat-Santos IJ, Martín-Yuste V, Fernández-Díaz JA, Martín-Moreiras J, Caballero-Borrego J, Salinas P, Ojeda S, Rivero F, Núñez Villota J, Mohandes M, Dubois D, Bosa Ojeda F, Rumiz E, de la Torre Hernández JM, Jiménez-Mazuecos J, Lacunza J, Tejedor P, Gómez I, Goncalves-Ramirez LR, Rojas P, Sabaté M, Goicolea J, Diego Nieto A, Jiménez-Fernández M, Escaned J, Gonzalo N, Pardo L, Cuesta J, Miñana G, Sanchis J, Rojas S, Millán R, Vaquerizo B, Rodríguez S, Lee DH, Morales FJ, Gutiérrez A, López M, Maristany J, Rondán J, Galeote G, Kabbanni Z, Rodríguez S, Teruel L, Sadaba M, Jurado A, Mainar V, Sánchez-Rubio J, Vinhas H, Fernandes R. Procedural, functional and prognostic outcomes following recanalization of coronary chronic total occlusions. Results of the Iberian Registry. *Revista Española de Cardiología*. 2019 May; 72(5): 373-382. doi: 10.1016/j.rec.2018.05.020. PMID: 29954721. IF: 5,126. 1Q

Baguena G, Pellino G, Frasson M, Roselló S, Cervantes A, García-Granero A, Giner F, García-Granero E. Prognostic impact of pT stage and peritoneal invasion in locally advanced colon cancer. *Diseases of the Colon & Rectum*. 2019 Jun; 62(6): 684-693. doi: 10.1097/DCR.0000000000001367. PMID: 30839315. IF: 4,087. 1Q-1D

Rodríguez-Palomares JF, Gavara J, Ferreira-González I, Valente F, Rios C, Rodríguez-García J, Bonanad C, García Del Blanco B, Miñana G, Mutuberria M, Nuñez J, Barrabés J, Evangelista A, Bodí V, García-Dorado D. Prognostic value of initial leftventricular remodeling in patients with reperused STEMI. *JACC-Cardiovascular Imaging*. 2019 Dec; 12(12): 2445-2456. doi: 10.1016/j.jcmg.2019.02.025. PMID: 31202752. IF: 10,975. 1Q-1D

Escandell I, Martín JM1, Torres C, Cordero P, Jorda E, Monteagudo C. Progressive cutaneous lesions in a young girl: answer. *American Journal of Dermatopathology*. 2019 Mar; 41(3): 234. doi: 10.1097/DAD.0000000000000995. PMID: 30801343. IF: 1,106. 4Q

Escandell I, Martín JM, Torres C, Cordero P, Jorda E, Monteagudo C. Progressive cutaneous lesions in a young girl: challenge. *American Journal of Dermatopathology*. 2019 Mar; 41(3):

e24-e25. doi: 10.1097/DAD.0000000000000994. PMID: 28937428. IF: 1,106. 4Q

International Surgical Outcomes Study (ISOS) group. Prospective observational cohort study on grading the severity of postoperative complications in global surgery research. *British Journal of Surgery*. 2019 Jan; 106(2): e73-e80. doi: 10.1002/bjs.11025. PMID: 30620066. IF: 5,586. 1Q-1D

Gadea M, Herrero N, Picó A, Espert R, Salvador A, Sanjuán J. Psychobiological response to an anger induction task in schizophrenia: the key role of anxiety. *Psychiatry Research*. 2019 Jan; 271: 541-547. doi: 10.1016/j.psychres.2018.12.044. PMID: 30554100. IF: 2,208. 3Q

Piñana JL, Giménez E, Gómez MD, Pérez A, González EM, Vinuesa V, Hernández-Boluda JC, Montoro J, Salavert M, Tormo M, Amat P, Moles P, Carretero C, Balaguer-Roselló A, Sanz J, Sanz G, Solano C, Navarro D. Pulmonary cytomegalovirus (CMV) DNA shedding in allogeneic hematopoietic stem cell transplant recipients: Implications for the diagnosis of CMV pneumonia. *Journal of Infection*. 2019 May; 78(5): 393-401. doi: 10.1016/j.jinf.2019.02.009. PMID: 30797790. IF: 5,099. 1Q

Avila-Marrón E, Liscombe-Sepúlveda JP, Manfreda-Domínguez L, Rochina-Pérez P, Duch-Samper A. Purtscher's retinopathy case report: short posterior ciliary arteries contribution to radial peripapillary capillary system observed with optical coherence tomography angiography. *International Ophthalmology*. 2019; 39(11): 2661-2665. <https://doi.org/10.1007/s10792-019-01086-9>. PMID: 30718011. IF: 1,496. 3Q

Taxonera C, López-Sanromán A, Vera-Mendoza I, Domènech E, Ruiz VV, Marín-Jiménez I, Guardiola J, Castro L, Esteve M, Iglesias E, Ceballos D, Martínez-Montiel P, Gisbert JP, Mínguez M, Echarri A, Calvet X, Barrio J, Hinojosa J, Martín-Arranz MD, Márquez-Mosquera L, Bermejo F, Rimola J, Alba C, Pons V, Nos P; Spanish GETECCU group (APPRECIÁ study). Quality of life during one year of postoperative prophylactic drug therapy after intestinal resection in Crohn's patients: Results of the APPRECIÁ trial. *Digestive and Liver Disease*. 2019 Apr; 51(4): 529-535. doi: 10.1016/j.dld.2019.01.002. PMID: 30712954. IF: 3,037. 2Q

Garcés-Albir M, García-Botello SA, Esclapez-Valero P, Sanahuja-Santafé A, Raga-Vázquez J, Espi-Macías A, Ortega-Serrano J. Quantifying the extent of fistulotomy. How much sphincter can we safely divide?. A three-dimensional endosonographic study [vol 27, pg 1109, 2012]. *International Journal of Colorectal Disease*. 2019 Aug; 34(8): 1507-1508. doi: 10.1007/s00384-019-03329-8. PMID: 31230106. IF: 2,641. 2Q

Botella-López A, Garcia-Lopez R, Pombero A, Martinez S. Radial

glia fibers translate Fgf8 morphogenetic signals to generate a thalamic nuclear complex protomap in the mantle layer. *Brain Structure and Function*. 2019 Mar; 224(2): 661-679. doi: 10.1007/s00429-018-1794-y. PMID: 30470893. IF: 3,622. 1Q-1D

Carramiñana A, Ferrando C, Unzueta MC, Navarro R, Suárez-Sipmann F, Tusman G, Garutti I, Soro M, Pozo N, Librero J, Gallego L, Ramasco F, Rabanal JM, Rodríguez A, Sastre J, Martínez J, Coves S, García P, Aguirre-Puig P, Yepes J, Lluch A, López-Herrera D, Leal S, Vives M, Bellas S, Socorro T, Trespalacios R, Salazar CJ, Mugarra A, Cinnella G, Spadaro S, Futier E, Ferrer L, Cabrera M, Ribeiro H, Celestino C, Kucur E, Cervantes O, Morrocho D, Delphy D, Ramos C, Villar J, Belda J; iPROVE-OLV Network. Rationale and study design for an Individualized Perioperative Open Lung Ventilatory Strategy in Patients on One-Lung Ventilation (iPROVE-OLV). *Journal of Cardiothoracic and Vascular Anesthesia*. 2019 Sep; 33(9): 2492-2502. doi: 10.1053/j.jvca.2019.01.056. PMID: 30928294. IF: 1,882. 3Q

Díez-Villanueva P, Arizá-Solé A, Vidán MT, Bonanad C, Formiga F, Sanchis J, Martín-Sánchez FJ, Ruiz Ros V, Sanmartín Fernández M, Bueno H, Martínez-Sellés M. Recommendations of the Geriatric Cardiology Section of the Spanish Society of Cardiology for the Assessment of Frailty in Elderly Patients with Heart Disease. *Revista Española de Cardiología*. 2019 Jan; 72(1): 63-71. doi: 10.1016/j.rec.2018.06.035. PMID: 30269913. IF: 5,126. 1Q

González-Delgado VA, Cordero-Romero P, Monteagudo C, Ramón-Quiles MD. Red crateriform tumour on the scalp. *Clinical and Experimental Dermatology*. 2019 Jul; 44(5): 540-542. doi: 10.1111/ced.13815. PMID: 30353622. IF: 1,771. 3Q

Pamplona R, Borrás C, Jové M, Pradas I, Ferrer I, Viña J. Redox lipidomics to better understand brain aging and function. *Free Radical Biology & Medicine*. 2019 Nov 20; 144: 310-321. doi: 10.1016/j.freeradbiomed.2019.03.016. PMID: 30898667. IF: 5,657. 1Q

Vazquez B, Velasco R, Martin JM, Gonzalez I, Ramon MD. Regression of multiple melanocytic nevi associated with nivolumab treatment for metastatic melanoma. *International Journal of Dermatology*. 2019 Nov; 58(11): 1331-1333. doi: 10.1111/ijd.14340. PMID: 30536371. IF: 1,794. 3Q

Fernández-Ruiz M, Giménez E, Vinuesa V, Ruiz-Merlo T, Parra P, Amat P, Montejo M, Paez-Vega A, Cantisán S, Torre-Cisneros J, Fortún J, Andrés A, San Juan R, López-Medrano F, Navarro D, Aguado JM; Group for Study of Infection in Transplantation of the Spanish Society of Infectious Diseases and Clinical Microbiology (GESITRA-SEIMC) and the Spanish Network for Re-

9 publication list

search in Infectious Diseases (REIP). Regular monitoring of cytomegalovirus-specific cell-mediated immunity in intermediate-risk kidney transplant recipients: predictive value of the immediate post-transplant assessment. *Clinical Microbiology and Infection*. 2019 Mar; 25(3): 381.e1-381.e10. doi: 10.1016/j.cmi.2018.05.010. PMID: 29803844. IF: 6,425. 1Q-1D

Novella S, Dantas AP, Hermenegildo C, Hellsten Y. Regulatory mechanisms of estrogen on vascular ageing. *Oxidative Medicine and Cellular Longevity*. 2019 Apr 28; 2019: 4859082. doi: 10.1155/2019/4859082. PMID: 31182992. IF: 4,868. 2Q

Inglés M, Mas-Bargues C, Gimeno-Mallench L, Cruz-Guerrero R, García-García FJ, Gambini J, Borrás C, Rodríguez-Mañás L, Viña J. Relation between genetic factors and frailty in older adults. *Journal of the American Medical Directors Association*. 2019 Nov; 20(11): 1451-1457. doi: 10.1016/j.jamda.2019.03.011. PMID: 31078485. IF: 4,899. 1Q

Rojo-Sanchis J, Peñarrocha-Oltra D, Peñarrocha-Diago M, Zaragoza-Alonso R, Viña-Almunia J. Relation between the distance from the cemento-enamel junction to the bone crest and the thickness of the facial bone in anterior maxillary teeth: a cross-sectional tomographic study. *Medicina Oral Patología Oral y Cirugía Bucal*. 2019 May 1; 24(3): e409-e415. doi: 10.4317/medoral.22802. PMID: 31041918. IF: 1,284. 3Q

Díaz JL, Mondragón H, Sancho J, Aguilar EJ, Servera E. Relationship between cognitive-behavioral impairment and clinical and functional parameters in ALS and reliability of the Edinburgh cognitive and behavioural ALS screen to assess ALS: preliminary findings. *Cognitive and Behavioral Neurology*. 2019 Sep; 32(3): 185-192. doi: 10.1097/WNN.000000000000199. PMID: 31517702. IF: 1,396. 4Q

Burgos-Morón E, Abad-Jiménez Z, Marañón AM, Iannantuoni F, Escribano-López I, López-Domènech S, Salom C, Jover A, Mora V, Roldan I, Solá E, Rocha M, Víctor VM. Relationship between oxidative stress, ER Stress, and inflammation in type 2 diabetes: the battle continues. *Journal of Clinical Medicine*. 2019 Sep 4; 8(9): pii: E1385. doi: 10.3390/jcm8091385. Relationship between oxidative stress, ER stress, and inflammation in type 2 diabetes: the battle continues. *Journal of Clinical Medicine*. 2019 Sep 4; 8(9): pii: E1385. doi: 10.3390/jcm8091385. PMID: 31487953. IF: 5,688. 1Q-1D

Mas-Bargues C, Sanz-Ros J, Román-Domínguez A, Inglés M, Gimeno-Mallench L, El Alami M, Viña-Almunia J, Gambini J, Viña J, Borrás C. Relevance of oxygen concentration in stem cell culture for regenerative medicine. *International Journal of Molecular Sciences*. 2019 Mar 8; 20(5): pii: E1195. doi: 10.3390/ijms20051195. PMID: 30857245. IF: 4,183. 2Q

Panach-Navarrete J, Medina-González M, Alarcón-Molero L, Sánchez-Cano E, Pastor-Hernández F, Martínez-Jabaloyas JM. Renal papillary necrosis, an endoscopic vision. *Scandinavian Journal of Urology*. 2019 Oct; 53(5): 361-363. doi: 10.1080/21681805.2019.1610495. PMID: 31081437. IF: 1,401. 4Q

Kuck KH, Albenque JP, Chun KJ, Fürnkranz A, Busch M, Elvan A, Schlüter M, Braegelmann KM, Kueffer FJ, Hemingway L, Arentz T, Tondo C, Brugada J, FIRE AND ICE Investigators. Repeat ablation for atrial fibrillation recurrence post cryoballoon or radiofrequency ablation in the FIRE AND ICE Trial. *Circulation. Arrhythmia and Electrophysiology*. 2019 May 22; 12(6): e007247. doi: 10.1161/CIRCEP.119.007247. PMID: 31693319. IF: 4,968. 1Q

van Os J, Pries LK, Delespaul P, Kenis G, Luyckx JJ, Lin BD, Richards AL, Akdede B, Binbay T, Altınyazar V, Yalınçetin B, Gümüş-Akay G, Cihan B, Soygür H, Ulaş H, Cankurtaran EŞ, Kaymak SU, Mihaljevic MM, Petrovic SA, Mirjanic T, Bernardo M, Cabrera B, Bobes J, Saiz PA, García-Portilla MP, Sanjuan J, Aguilar EJ, Santos JL, Jiménez-López E, Arrojo M, Carracedo A, López G, González-Peñas J, Parellada M, Maric NP, Atbaşoğlu C, Uçok A, Alptekin K, Saka MC; Genetic Risk and Outcome Investigators (GROUP), Arango C, O'Donovan M, Rutten BPF, Guloksuz S. Replicated evidence that endophenotypic expression of schizophrenia polygenic risk is greater in healthy siblings of patients compared to controls, suggesting gene-environment interaction. *The EUGEI study*. *Psychological Medicine*. 2019 Aug 15: 1-14. doi: 10.1017/S003329171900196X. PMID: 31414981. IF: 5,641. 1Q-1D

Jimenez-Heffernan A, Aguadé-Bruix S, Casans-Tormo I. Reply to responsible growth of nuclear cardiology in Spain. *Journal of Nuclear Cardiology*. 2019 Dec; 26(6): 2124. doi: 10.1007/s12350-017-1133-3. PMID: 29181784. IF: 4,112. 1Q

Santamaria X, Mas A, Cervelló I, Taylor HS, Simon C. Reply: Bone marrow-derived endometrial cells: what you see is what you get. *Human Reproduction Update*. 2019 Mar 1; 25(2): 274-275. doi: 10.1093/humupd/dmy042. PMID: 30601981. IF: 12,878. 1Q-1D

Catalá-López F, Alonso-Arroyo A, Page MJ, Hutton B, Ridao M, Tabarés-Seisdedos R, Aleixandre-Benavent R, Moher D. Reporting guidelines for health research: protocol for a cross-sectional analysis of the EQUATOR Network Library. *BMJ Open*. 2019 Mar 4; 9(3): e022769. doi: 10.1136/bmjopen-2018-022769. PMID: 30837245. IF: 2,376. 2Q

de Marco G, Garcia-Garcia AB, Real JT, Gonzalez-Albert V, Briongos-Figuero LS, Cobos-Siles M, Lago-Sampedro A, Corbaton A,

Teresa Martínez-Larrad M, Carmena R, Martín-Escudero JC, Rojo-Martínez G, Chaves FJ. Respiratory chain polymorphisms and obesity in the Spanish population, a cross-sectional study. *BMJ Open*. 2019 Feb 19; 9(2): e027004. doi: 10.1136/bmjopen-2018-027004. PMID: 30782949. IF: 2,376. 2Q

Morata-Alba J, Romero-Rubio MT, Castillo-Corullón S, Escribano-Montaner A. Respiratory morbidity, atopy and asthma at school age in preterm infants aged 32-35 weeks. *European Journal of Pediatrics*. 2019 Jul; 178(7): 973-982. doi: 10.1007/s00431-019-03372-1. PMID: 31001655. IF: 2,188. 2Q

Peñalver FJ, Márquez JA, Durán S, Giraldo P, Martín A, Montalbán C, Sancho JM, Ramírez MJ, Terol MJ, Capote FJ, Gutiérrez A, Sánchez B, López A, Salar A, Rodríguez-Caravaca G, Canales M, Caballero MD; GELTAMO (The Spanish Lymphoma Cooperative Group). Response-adapted treatment with rituximab, bendamustine, mitoxantrone, and dexamethasone followed by rituximab maintenance in patients with relapsed or refractory follicular lymphoma after first-line immunochemotherapy: results of the RBMDGELTAM008 phase II trial. *Cancer Medicine*. 2019 Nov; 8(16): 6955-6966. doi: 10.1002/cam4.2555. PMID: 31573746. IF: 3,357. 2Q

Gimeno-Mallench L, Mas-Bargues C, Inglés M, Olaso G, Borrás C, Gambini J, Vina J. Resveratrol shifts energy metabolism to increase lipid oxidation in healthy old mice. *Biomedicine & Pharmacotherapy*. 2019 Oct; 118: 109130. doi: 10.1016/j.biopha.2019.109130. Epub 2019 Jul 12. PMID: 31306969. IF: 3,743. 1Q

Górriz JL, Cos Claramunt FX, Duque N, Matali A. Review of the renal endpoints used in cardiovascular safety clinical trials in type 2 diabetes mellitus patients and their importance in primary care. *Primary Care Diabetes*. 2019 Dec; 13(6): 485-494. doi: 10.1016/j.pcd.2019.07.001. PMID: 31400992. IF: 2,008. 2Q

Mora Oliver I, Cassinello Fernández N, Alfonso Ballester R, Cuenca Ramírez MD, Ortega Serrano J. Revisional bariatric surgery due to failure of the initial technique: 25 years of experience in a specialized Unit of Obesity Surgery in Spain. *Cirugía Española*. 2019 Dec; 97(10): 568-574. doi: 10.1016/j.ciresp.2019.07.012. PMID: 31558268. IF: 0,835. 4Q

NCD Risk Factor Collaboration (NCD-RisC). Rising rural body-mass index is the main driver of the global obesity epidemic in adults. *Nature*. 2019 May; 569(7755): 260-264. doi: 10.1038/s41586-019-1171-x. PMID: 31068725. IF: 43,07. 1Q-1D

Vidal O, Saavedra-Perez D, Martos JM, de la Quintana A, Rodríguez JL, Villar J, Ortega J, Moral A, Duran M, Valentini M,

Fernandez-Cruz L. Risk Factors for open conversion of lateral transperitoneal laparoscopic adrenalectomy: retrospective cohort study of the Spanish Adrenal Surgery Group (SASG). *Surgical Endoscopy*. 2019 Nov 21. doi: 10.1007/s00464-019-07264-1. PMID: 31754851. IF: 3,209. 1Q

Ramírez-Villaescusa J, López-Torres Hidalgo J, Martín-Benlloch A, Ruiz-Picazo D, Gomar-Sancho F. Risk factors related to adjacent segment degeneration: retrospective observational cohort study and survivorship analysis of adjacent unfused segments. *British Journal of Neurosurgery*. 2019 Feb; 33(1): 17-24. doi: 10.1080/02688697.2018.1523365. PMID: 30317889. IF: 1,481. 3Q

Schoberleitner I, Mutti A, Sah A, Wille A, Gimeno-Valiente F, Piatto P, Kharitonova M, Torres L, López-Rodas G, Liu JJ, Singewald N, Schwarzer C, Lusser A. Role for chromatin remodeling factor Chd1 in learning and memory. *Frontiers in Molecular Neuroscience*. 2019 Jan 23; 12:3. doi: 10.3389/fnmol.2019.00003. PMID: 30728766. IF: 3,72. 2Q

Bañuls C, de Marañón AM, Castro-Vega I, López-Doménech S, Escribano-López I, Salom C, Veses S, Hernández-Mijares A. Role of endoplasmic reticulum and oxidative stress parameters in the pathophysiology of disease-related malnutrition in leukocytes of an outpatient population. *Nutrients*. 2019 Aug 8; 11(8). pii: E1838. doi: 10.3390/nu11081838. PMID: 31398886. IF: 4,171. 1Q

Baz-Redón N, Rovira-Amigo S, Camats-Tarruella N, Fernández-Cancio M, Garrido-Pontnou M, Antolín M, Reula A, Armengot-Carceller M, Carrascosa A, Moreno-Galdó A. Role of immunofluorescence and molecular diagnosis in the characterization of primary ciliary dyskinesia. *Archivos de Bronconeumología*. 2019 Aug; 55(8): 439-441. doi: 10.1016/j.arbres.2019.01.021. PMID: 30850195. IF: 4,214. 1Q

Pérez S, Finamor I, Martí-Andrés P, Pereda J, Campos A, Domingues R, Haj F, Sabater L, de-Madaria E, Sastre J. Role of obesity in the release of extracellular nucleosomes in acute pancreatitis: a clinical and experimental study. *International Journal of Obesity*. 2019 Jan; 43(1): 158-168. doi: 10.1038/s41366-018-0073-6. PMID: 29717278. IF: 4,514. 1Q

Cabezuelo MT, Zaragoza R, Barber T, Viña JR. Role of Vitamin A in mammary gland development and lactation. *Nutrients*. 2019 Dec 27; 12(1). pii: E80. doi: 10.3390/nu12010080. PMID: 31892157. IF: 4,171. 1Q

Pérez-Ortín R, Santiso-Bellón C, Vila-Vicent S, Carmona-Vicente N, Rodríguez-Díaz J, Buesa J. Rotavirus symptomatic infection among unvaccinated and vaccinated children in Valencia, Spain. *BMC Infectious Diseases*. 2019 Nov 27; 19(1): 998. doi:

9 publication list

10.1186/s12879-019-4550-x. PMID: 31771522. IF: 2,565. 3Q

Rojo-Moreno J, Rojo-Valdemoro C, Santolaya-Ochando F. Royal eschizophrenia. genealogical delusion or mignon delusion as a pathoplastic realization. *Actas Españolas de Psiquiatría*. 2019 Nov; 47(6): 247-52. PMID: 31869425. IF: 1,479. 3Q

Quesada MP, García-Bernal D, Pastor D, Estirado A, Blanquer M, García-Hernández AM, Moraleda JM, Martínez S. Safety and biodistribution of human bone marrow-derived mesenchymal stromal cells injected intrathecally in non-obese diabetic severe combined immunodeficiency mice: preclinical study. *Tissue Engineering and Regenerative Medicine*. 2019 Jul 26; 16(5): 525-538. doi: 10.1007/s13770-019-00202-1. PMID: 31624707. IF: 2,272. 2Q

Ducieux M, Petersen LN, Öhler L, Bergamo F, Metges JP, de Groot JW, Wang JY, García Paredes B, Dochy E, Fiala-Buskies S, Cervantes A, O'Connor JM, Falcone A; CORRELATE Investigators. Safety and effectiveness of regorafenib in patients with metastatic colorectal cancer in routine clinical practice in the prospective, observational CORRELATE study. *European Journal of Cancer*. 2019 Dec; 123: 146-154. doi: 10.1016/j.ejca.2019.09.015. PMID: 31698328. IF: 6,68. 1Q

García-Gutiérrez V, Milojkovic D, Hernandez-Boluda JC, Claudiani S, Martín Mateos ML, Casado-Montero LF, González G, Jiménez-Velasco A, Boque C, Martínez-Trillos A, Vázquez IM, Payer ÁR, Senín A, Amustio Díez E, García AB, Carrascosa GB, Ortí G, Ruiz BC, Fernández MÁ, Del Carmen García Garay M, Giraldo P, Guinea JM, De Las Heras Rodríguez N, Hernán N, Pérez AI, Piris-Villaespesa M, Lorenzo JLL, Martí-Tutusaus JMM, Vallansot RO, Ortega Rivas F, Puerta JM, Ramírez MJ, Romero E, Romo A, Rosell A, Saavedra SS, Sebrango A, Tallon J, Valencia S, Portero A, Steegmann JL; Grupo Español de Leucemia Mieloide Crónica (GELMC). Safety and efficacy of bosutinib in fourth-line therapy of chronic myeloid leukemia patients. *Annals of Hematology*. 2019 Feb; 98(2): 321-330. doi: 10.1007/s00277-018-3507-2. PMID: 30446802. IF: 2,85. 3Q

Michels S, Massutí B, Schildhaus HU, Franklin J, Sebastian M, Felip E, Grohé C, Rodríguez-Abreu D, Abdulla DSY, Bischoff H, Brandts C, Carcereny E, Corral J, Dingemans AC, Pereira E, Fassunke J, Fischer RN, Gardizi M, Heukamp L, Insa A, Kron A, Menon R, Persigehl T, Reck M, Riedel R, Rothschild SI, Scheel AH, Scheffler M, Schmalz P, Smit EF, Limburg M, Provencio M, Karachaliou N, Merkelbach-Bruse S, Hellmich M, Nogova L, Büttner R, Rosell R, Wolf J. Safety and Efficacy of Crizotinib in Patients With Advanced or Metastatic ROS1-Rearranged Lung Cancer (EUCROSS): a European Phase II Clinical Trial. *Journal of Thoracic Oncology*. 2019 Jul; 14(7): 1266-1276. doi:

10.1016/j.jtho.2019.03.020. PMID: 30978502. IF: 12,46. 1Q-1D

Mullane KM, Morrison VA, Camacho LH, Arvin A, McNeil SA, Durrand J, Campbell B, Su SC, Chan ISF, Parrino J, Kaplan SS, Popmihajlov Z, Annunziato PW; V212 Protocol O11 Trial Team. Safety and efficacy of inactivated varicella zoster virus vaccine in immunocompromised patients with malignancies: a two-arm, randomised, double-blind, phase 3 trial. *Lancet Infectious Diseases*. 2019 Sep; 19(9): 1001-1012. doi: 10.1016/S1473-3099(19)30310-X. PMID: 31399378. IF: 27,516. 1Q-1D

Nascimento CM, Ingles M, Salvador-Pascual A, Cominetti MR, Gomez-Cabrera MC, Viña J. Sarcopenia, frailty and their prevention by exercise. *Free Radical Biology & Medicine*. 2019 Feb 20; 132: 42-49. doi: 10.1016/j.freeradbiomed.2018.08.035. PMID: 30176345. IF: 5,657. 1Q

Chenoll E, Moreno I, Sánchez M, Garcia-Grau I, Silva Á, González-Monfort M, Genovés S, Vilella F, Seco-Durban C, Simón C, Ramón D. Selection of new probiotics for endometrial health. *Frontiers in Cellular and Infection Microbiology*. 2019 Apr 17; 9: 114. doi: 10.3389/fcimb.2019.00114. PMID: 31058101. IF: 3,518. 2Q

Mangas-Losada A, García-García R, Leone P, Ballester MP, Cabrera-Pastor A, Urios A, Gallego JJ, Martínez-Pretel JJ, Giménez-Garzó C, Revert F, Escudero-García D, Tosca J, Ríos MP, Montón C, Durbán L, Aparicio L, Montoliu C, Felipe V. Selective improvement by rifaximin of changes in the immunophenotype in patients who improve minimal hepatic encephalopathy. *Journal of Translational Medicine*. 2019 Aug 28; 17(1): 293. doi: 10.1186/s12967-019-2046-5. PMID: 31462286. IF: 4,098. 2Q

Tena-Solsona M, Marson D, Rodrigo AC, Bromfield SM, Escuder B, Miravet JF, Apostolova N, Laurini E, Pricl S, Smith DK. Self-assembled multivalent (SAMul) ligand systems with enhanced stability in the presence of human serum. *Biomaterials Science*. 2019 Aug 20; 7(9): 3812-3820. doi: 10.1039/c9bm00745h. PMID: 31264671. IF: 5,251. 1Q

Leira Y, Pozo-Rosich P, Torres-Ferrús M, Orlandi M, Láinez JM, Álvaro LC, Monzón MJ, Guerrero Á, García-Azorín D, Belvis R, González-Oria C, Gago-Veiga AB, Latorre G, Santos S, Cuadrado ML, Blanco J, Leira R, D'Aiuto F. Self-reported periodontitis and migraine: results from a multicenter, cross-sectional survey in Spain. *Odontology*. 2019 Oct; 107(4): 530-535. doi: 10.1007/s10266-019-00430-w. PMID: 31030294. IF: 1,813. 2Q

Gallardo E, Méndez-Vidal MJ, Pérez-Gracia JL, Sepúlveda-Sánchez JM, Campayo M, Chirivella-González I, García-Del-Muro X, González-Del-Alba A, Grande E, Suárez C. SEOM clinical guideli-

ne for treatment of kidney cancer [2017] (vol 20, pg 47, 2018). *Clinical & Translational Oncology*. 2019 May; 21(5): 692-693. doi: 10.1007/s12094-019-02058-2. PMID: 30798511. IF: 2,441. 3Q

Majem M, Juan O, Insa A, Reguart N, Trigo JM, Carcereny E, García-Campelo R, García Y, Guirado M, Provencio M. SEOM clinical guidelines for the treatment of non-small cell lung cancer [2018]. *Clinical & Translational Oncology*. 2019 Jan; 21(1): 3-17. doi: 10.1007/s12094-018-1978-1. PMID: 30446985. IF: 2,441. 3Q

Fernández-Martín JL, Dusso A, Martínez-Cambor P, Dionisi MP, Floege J, Ketteler M, London G, Locatelli F, Górriz JL, Rutkowski B, Bos WJ, Tielemans C, Martin PY, Wüthrich RP, Pavlovic D, Benedik M, Rodríguez-Puyol D, Carrero JJ, Zoccali C, Cannata-Andía JB; COSMOS group. Serum phosphate optimal timing and range associated with patients survival in haemodialysis: the COSMOS study. *Nephrology Dialysis Transplantation*. 2019 Apr 1; 34(4): 673-681. doi: 10.1093/ndt/gfy093. PMID: 29741651. IF: 4,198. 1Q

Sarramea F, Jaen-Moreno MJ, Balanzá-Martínez V, Osuna MI, Alcalá JÁ, Montiel FJ, Gómez C, Sánchez MD, Rico AB, Redondo-Écija J, Gil S, Valdivia F, Caballero-Villarraso J, Gutiérrez-Rojas L. Setting the stage to quit smoking in Bipolar Disorder patients: brief advice in clinical practice. *Adicciones*. 2019 Apr 1; 31(2): 136-146. doi: 10.20882/adicciones.1006. PMID: 30059580. IF: 3,167. 2Q

Herrera Castro R. Sevoflurane well-handled in children is excellent, but in the wrong hands can be life-threatening. *Journal of Investigative Surgery*. 2019 Jun 4; 1-2. doi: 10.1080/08941939.2019.1616860. PMID: 31164021. IF: 1,642. 3Q

Díaz A, López-Gruoso R, Gambini J, Monleón D, Mas-Bargues C, Abdelaziz KM, Viña J, Borrás C. Sex differences in age-associated type 2 diabetes in rats-role of estrogens and oxidative stress. *Oxidative Medicine and Cellular Longevity*. 2019 Apr 7; 2019: 6734836. doi: 10.1155/2019/6734836. PMID: 31089412. IF: 4,868. 2Q

Palau P, Domínguez E, Núñez J. Sex differences on peak oxygen uptake in heart failure. *ESC Heart Failure*. 2019 Oct; 6(5): 921-926. doi: 10.1002/ehf2.12483. PMID: 31325239. IF: 3,407. 2Q

Ortega R, Collado A, Selles F, Gonzalez-Navarro H, Sanz MJ, Real JT, Piqueras L. SGLT-2 (Sodium-Glucose Cotransporter 2) inhibition reduces Ang II (Anciotensin II)-induced dissecting abdominal aortic aneurysm in ApoE (Apolipoprotein E) knockout mice. *Arteriosclerosis Thrombosis and Vascular Biology*. 2019 Aug;

39(8): 1614-1628. doi: 10.1161/ATVBAHA.119.312659. PMID: 31294626. IF: 6,618. 1Q-1D

Capalbo A, Chokoshvili D, Dugoff L, Franasiak J, Gleicher N, Pennings G, Simon C. Should the reproductive risk of a couple aiming to conceive be tested in the contemporary clinical context?. *Fertility and Sterility*. 2019 Feb; 111(2): 229-238. doi: 10.1016/j.fertnstert.2018.11.045. PMID: 30642571. IF: 5,411. 1Q-1D

Jaén-Moreno MJ, Feu N, Redondo-Écija J, Montiel FJ, Gómez C, Del Pozo GI, Alcalá JÁ, Gutiérrez-Rojas L, Balanzá-Martínez V, Chauca GM, Carrión L, Osuna MI, Sánchez MD, Caro I, Ayora M, Valdivia F, López MS, Poyato JM, Sarramea F. Smoking cessation opportunities in severe mental illness (tobacco intensive motivational and estimate risk TIMER): study protocol for a randomized controlled trial. *Trials*. 2019 Jan 14; 20(1): 47. doi: 10.1186/s13063-018-3139-9. PMID: 30642365. IF: 1,975. 3Q

de Haro-Del Moral FJ, Casans-Tormo I, Pubul-Nuñez V, Agudé-Bruix S. Some remarks to SEOM clinical guidelines on cardiovascular toxicity [2018]. *Clinical & Translational Oncology*. 2019 Dec; 21(12): 1786-1787. doi: 10.1007/s12094-019-02135-6. PMID: 31144212. IF: 2,441. 3Q

Carrasco-Garcia E, Moreno-Cugnon L, Garcia I, Borrás C, Revuelta M, Izeta A, Lopez-Lluch G, de Pancorbo MM, Vergara I, Vina J, Matheu A. SOX2 expression diminishes with ageing in several tissues in mice and humans. *Mechanisms of Ageing and Development*. 2019 Jan; 177: 30-36. doi: 10.1016/j.mad.2018.03.008. PMID: 29574045. IF: 3,603. 2Q

Ibáñez Criado JL, Quesada A, Cózar R; Spanish Catheter Ablation Registry collaborators. Registry Collaborators. Spanish Catheter Ablation Registry. 18th Official Report of the Spanish Society of Cardiology Working Group on Electrophysiology and Arrhythmias [2018]. *Revista Española de Cardiología*. 2019 Dec; 72(12): 1031-1042. doi: 10.1016/j.rec.2019.08.005. PMID: 31732435. IF: 5,126. 1Q

Moreno M, Castillo-Corullón S, Pérez-Ruiz E, Luna MC, Antón-Pacheco JL, Mondejar-Lopez P, De-la-Serna O, Villa JR, Osona B, Torres-Borrego J, Santiago-Burruchaga M, Asensio O, Andres-Martin A, Delgado-Pecellin I, González Y, Palmero A, Escribano A. Spanish multicentre study on morbidity and pathogenicity of tracheal bronchus in children. *Pediatric Pulmonology*. 2019 Oct; 54(10): 1610-1616. doi: 10.1002/ppul.24435. PMID: 31328420. IF: 2,801. 1Q

Cano Ó, Bellver A, Fontenla A, Villuendas R, Peñafiel P, Francisco-Pascual J, Ibáñez JL, Bertomeu-González V, García-Riesco L, García-Seara J, Martínez-Brotons Á, Calvo D, Campos B,

9 publication list

Enero J, Peláez A, Martínez-Ferrer J, Mazuelos F, Moriñigo JL, Expósito C, Arenal Á, Pombo M, Segura F, Pastor A, Pérez F, Fernández-Lozano I, González-Ferrer JJ, Moreno S, Martín-Fernández J, Ormaetxe J, Pavón R, Tolosana JM, Mercé J, García-Almagro FJ, Álvarez M, Macías A, Peinado R, Linde C, Normand C, Dickstein K. Spanish results of the Second European Cardiac Resynchronization Therapy Survey (CRT-Survey II). *Revista Española de Cardiología*. 2019 Dec; 72(12): 1020-1030. doi: 10.1016/j.rec.2019.02.003. PMID: 30935899. IF: 5,126. 1Q

Rodrigo L, Meseguer M, Mateu E, Mercader A, Peinado V, Bori L, Campos-Galindo I, Milán M, García-Herrero S, Simón C, Rubio C. Sperm chromosomal abnormalities and their contribution to human embryo aneuploidy. *Biology of Reproduction*. 2019 Dec 24; 101(6): 1091-1101. doi: 10.1093/biolre/iz125. PMID: 31318411. IF: 2,96. 2Q

Talaya A, Giménez E, Piñana JL, Albert E, Hernández-Boluda JC, Pérez A, Torres I, Solano C, Navarro D. Spontaneously-resolving episodes of cytomegalovirus DNAemia in allogeneic hematopoietic stem cell transplant recipients: virological features and clinical outcomes. *Journal of Medical Virology*. 2019 Jun; 91(6): 1128-1135. doi: 10.1002/jmv.25426. PMID: 30735250. IF: 2,049. 3Q

Ezquer-Garin C, Ferriols-Lisart R, Alós-Almiñana M. Stability of mycophenolate mofetil in polypropylene 5% dextrose infusion bags and chemical compatibility associated with the use of the Equashield (R) closed-system transfer device. *Biomedical Chromatography*. 2019 Jul; 33(7): e4529. doi: 10.1002/bmc.4529. PMID: 30845352. IF: 1,748. 3Q

Vicent L, Ariza-Solé A, Díez-Villanueva P, Alegre O, Sanchís J, López-Palop R, Formiga F, González-Salvado V, Bueno H, Marín F, Llibre C, Llaó I, Vidán MT, Abu-Assi E, Aboal J, Martínez-Sellés M. Statin treatment and prognosis of elderly patients discharged after non-ST segment elevation acute coronary syndrome. *Cardiology*. 2019; 143(1): 14-21. doi: 10.1159/000500824. PMID: 31390616. IF: 1,561. 4Q

Bayes-Genis A, Núñez J. Step by step toward biomarker-based precision medicine in heart failure. *Clinical Chemistry*. 2019 Oct; 65(10): 1187-1189. doi: 10.1373/clinchem.2019.308478. PMID: 31362933. IF: 6,891. 1Q-1D

Partarrieu-Mejías F, Giacaman-Von der Weth MM1, Pérez-Ferriols A, Gotterris-Viciedo R, Alegre-de Miquel V. Steroid-resistant eosinophilic fasciitis successfully treated with addition of extracorporeal photopheresis. *Dermatologic Therapy*. 2019 Jul; 32(4): e12926. doi: 10.1111/dth.12926. PMID: 31025428. IF: 1,74. 3Q

Bodi V. Strain by feature tracking: a short summary of the journey of CMR in STEMI. *JACC-Cardiovascular Imaging*. 2019 Jul; 12(7 Pt 1): 1199-1201. doi: 10.1016/j.jcmg.2018.08.009. PMID: 30219409. IF: 10,975. 1Q

Puig Domingo M, Bretón I, Bernabéu I, Gimeno JA, Azriel S, Botella F, Castaño J, Morillas C, Zafón C, Ballesteros M, Malagón M, Fajardo C, Navarro E, Salvador J. Strategic reflections of the Spanish Society of Endocrinology and Nutrition on the future of the speciality in the period 2018-2022. *Endocrinología, Diabetes y Nutrición*. 2019 Dec; 66(10): 654-662. doi: 10.1016/j.endinu.2019.04.003. PMID: 31272927. IF: 0,934. 4Q

Samuel TM, De Castro CA, Dubascoux S, Affolter M, Giuffrida F, Billeaud C, Picaud JC, Agosti M, Al-Jashi I, Pereira AB, Costeira MJ, Silva MG, Marchini G, Rakza T, Haaland K, Stiris T, Stoicescu SM, Martínez-Costa C, Vanpee M, Domellöf M, Euridice CG, Thakkar SK, Silva-Zolezzi I. Subclinical Mastitis in a European Multicenter Cohort: Prevalence, Impact on Human Milk (HM) Composition, and Association With Infant HM Intake and Growth. *Nutrients*. 2019 Dec 30; 12(1): 105. doi: 10.3390/nu12010105. IF: 4.171. 1Q

Tatay-Manteiga A, Cauli O, Tabarés-Seisdedos R, Michalak EE, Kapczynski F, Balanzá-Martínez V. Subjective neurocognition and quality of life in patients with bipolar disorder and siblings. *Journal of Affective Disorders*. 2019 Feb 15; 245: 283-288. doi: 10.1016/j.jad.2018.11.012. PMID: 30419528. IF: 4,084. 1Q

Macías-Ceja DC, Ortiz-Masiá D, Salvador P, Gisbert-Ferrándiz L, Hernández C, Hausmann M, Rogler G, Esplugues JV, Hinojosa J, Alós R, Navarro F, Cosin-Roger J, Calatayud S, Barrachina MD. Succinate receptor mediates intestinal inflammation and fibrosis. *Mucosal Immunology*. 2019 Jan; 12(1): 178-187. doi: 10.1038/s41385-018-0087-3. PMID: 30279517. IF: 7,352. 1Q

Molini Menchón MO, Lázaro Carreño MI, Guzmán Morais B, Tormo Alcañiz MT. Sudden respiratory failure as a first sign of a pulmonary hydatid cyst. *Anales de Pediatría*. 2019 Mar; 90(3): 195-196. doi: 10.1016/j.anpedi.2018.03.010. PMID: 29685832. IF: 1,166. 3Q

Muñoz-García MI, Martínez-González MA, Martín-Moreno JM, Razquin C, Cervantes S, Guillén-Grima F, Toledo E. Sugar-sweetened and artificially-sweetened beverages and changes in cognitive function in the SUN project. *Nutritional Neuroscience*. 2019 Feb 22:1-9. doi: 10.1080/1028415X.2019.1580919. PMID: 30794108. IF: 3,95. 1Q

Munárriz J, Reynés G, Sánchez-Lorenzo L, Esteban E, Basterretxea L, de Avila-Lizárraga L, Climent MA, Juan-Fita MJ, Es-

coín C, Puente J, Cassinello J, Vázquez S, Chirivella I. Sunitinib rechallenge in advanced renal cell carcinoma: outcomes of a multicenter retrospective study. *Cancer Chemotherapy and Pharmacology*. 2019 Oct; 84(4): 781-789. doi: 10.1007/s00280-019-03913-3. PMID: 31367791. IF: 3,008. 2Q

Lopez-Tarruella S, Escudero MJ, Pollan M, Martín M, Jara C, Bermejo B, Guerrero-Zotano A, García-Saenz J, Santaballa A, Alba E, Andrés R, Martínez P, Calvo L, Fernández A, Batista N, Llombart-Cussac A, Antón A, Lahuerta A, de la Haba J, López-Vega JM, Carrasco E. Survival impact of primary tumor resection in de novo metastatic breast cancer patients (GEICAM/El Alamo Registry). *Scientific Reports*. 2019 Dec 27; 9(1): 20081. doi: 10.1038/s41598-019-55765-9. PMID: 31882586. IF: 4,011. 1Q

Nersesyan N, Arnold S, Krieg P. Susceptibility-Weighted Imaging Findings In Patients Suffering From Migraine With Aura. *Clinical Neuroradiology*. 2019 Dec; 29(4): 783-785. doi: 10.1007/s00062-019-00775-3. PMID: 30887092. IF: 2,8. 2Q

Sempere-Ferrández A, Martínez S, Geijo-Barrientos E. Synaptic mechanisms underlying the intense firing of neocortical layer 5B pyramidal neurons in response to cortico-cortical inputs. *Brain Structure and Function*. 2019 May; 224(4): 1403-1416. doi: 10.1007/s00429-019-01842-8. PMID: 30756190. IF: 3,622. 1Q-1D

Martín I, Navarro B, Solano C, Calabuig M, Hernández-Boluda JC, Amat P, Remigia MJ, García F, Villamón E, Tormo M. Synergistic antioncogenic activity of azacitidine and curcumin in myeloid leukemia cell lines and patient samples. *Anticancer Research*. 2019 Sep; 39(9): 4757-4766. doi: 10.21873/anticancer.13659. PMID: 31519576. IF: 1,935. 4Q

Vettorazzi M, Vila L, Lima S, Acosta L, Yépes F, Palma A, Cobo J, Tengler J, Malik I, Alvarez S, Marqués P, Cabedo N, Sanz MJ, Jampilek J, Spiegel S, Enriz RD. Synthesis and biological evaluation of sphingosine kinase 2 inhibitors with anti-inflammatory activity. *Archiv der Pharmazie*. 2019 Mar; 352(3): e1800298. doi: 10.1002/ardp.201800298. PMID: 30648282. IF: 2,145. 3Q

Bermejo A, Barrachina I, El Aouad N, Franck X, Chahboune N, Andreu I, Figadère B, Vila L, Hennuyer N, Staels B, Dacquet C, Caignard DH, Sanz MJ, Cortes D, Cabedo N. Synthesis of benzopyran derivatives as PPAR α and/or PPAR γ activators. *Bioorganic & Medicinal Chemistry*. 2019 Dec 15; 27(24): 115162. doi: 10.1016/j.bmc.2019.115162. PMID: 31703893. IF: 2,802. 2Q

Marques P, Collado A, Martínez-Hervás S, Domingo E, Benito E, Piqueras L, Real JT, Ascaso JF, Sanz MJ. Systemic Inflammation in metabolic syndrome: increased platelet and leukocyte activation, and key role of CX3CL1/CX3CR1 and CCL2/CCR2 axes

in arterial platelet-proinflammatory monocyte adhesion. *Journal of Clinical Medicine*. 2019 May 18; 8(5). pii: E708. doi: 10.3390/jcm8050708. PMID: 31109070. IF: 5,688. 1Q-1D

Urios A, Ordoño F, García-García R, Mangas-Losada A, Leone P, José Gallego J, Cabrera-Pastor A, Megías J, Fermin Ordoño J, Felipe V, Montoliu C. Tadalafil treatment improves inflammation, cognitive function, and mismatch negativity of patients with low urinary tract symptoms and erectile dysfunction. *Scientific Reports*. 2019 Nov 19; 9(1): 17119. doi: 10.1038/s41598-019-53136-y. PMID: 31745217. IF: 4,011. 1Q

Spratlen MJ, Grau-Perez M, Umans JG, Yracheta J, Best LG, Francesconi K, Goessler W, Bottiglieri T, Gamble MV, Cole SA, Zhao J, Navas-Acien A. Targeted metabolomics to understand the association between arsenic metabolism and diabetes-related outcomes: preliminary evidence from the strong heart family study. *Environmental Research*. 2019 Jan; 168: 146-157. doi: 10.1016/j.envres.2018.09.034. PMID: 30316100. IF: 5,026. 1Q-1D

Tarazona N, Gimeno-Valiente F, Gambardella V, Zuñiga S, Rentero-Garrido P, Huerta M, Roselló S, Martínez-Ciarpaglini C, Carbonell-Asins JA, Carrasco F, Ferrer-Martínez A, Bruixola G, Fleitas T, Martín J, Tébar-Martínez R, Moro D, Castillo J, Espí A, Roda D, Cervantes A. Targeted next-generation sequencing of circulating-tumor DNA for tracking minimal residual disease in localized colon cancer. *Annals of Oncology*. 2019 Nov 1; 30(11): 1804-1812. doi: 10.1093/annonc/mdz390. PMID: 31562764. IF: 14,196. 1Q-1D

Marchio P, Guerra-Ojeda S, Vila JM, Aldasoro M, Victor VM, Mauricio MD. Targeting early atherosclerosis: a focus on oxidative stress and inflammation. *Oxidative Medicine and Cellular Longevity*. 2019 Jul 1; 2019: 8563845. doi: 10.1155/2019/8563845. PMID: 31354915. IF: 4,868. 2Q

García-Grau I, Perez-Villaroya D, Bau D, Gonzalez-Monfort M, Villega F, Moreno I, Simon C. Taxonomical and functional assessment of the endometrial microbiota in a context of recurrent reproductive failure: a case. *Report Pathogens*. 2019 Oct 24; 8(4). pii: E205. doi: 10.3390/pathogens8040205. PMID: 31653041. IF: 3,405. 2Q

Gómez-Miragaya J, Morán S, Calleja-Cervantes ME, Collado-Sole A, Paré L, Gómez A, Serra V, Dobrolecki LE, Lewis MT, Diaz-Lagares A, Eroles P, Prat A, Esteller M, González-Suárez E. The altered transcriptome and dna methylation profiles of docetaxel resistance in breast cancer PDX Models. *Molecular Cancer Research*. 2019 Oct; 17(10): 2063-2076. doi: 10.1158/1541-7786.MCR-19-0040. PMID: 31320385. IF: 4,484. 2Q

Romero A, San Hipólito-Luengo Á, Villalobos LA, Vallejo S, Valencia I, Michalska P, Pajuelo-Lozano N, Sánchez-Pérez I, León R, Bartha JL, Sanz MJ, Erusalimsky JD, Sánchez-Ferrer CF, Romacho T, Peiró C. The angiotensin-(1-7)/Mas receptor axis protects from endothelial cell senescence via klotho and Nrf2 activation. *Aging Cell*. 2019 Jun; 18(3): e12913. doi: 10.1111/acer.12913. PMID: 30773786. IF: 7,346. 1Q-1D

9 publication list

Campo G, Maietti E, Tonet E, Biscaglia S, Ariza-Solè A, Pavasini R, Tebaldi M, Cimaglia P, Bugani G, Serenelli M, Ruggiero R, Vitali F, Formiga F, Sanchis J, Galvani M, Minarelli M, Ricci Lucchi G, Ferrari R, Guralnik J, Volpato S. The assessment of scales of frailty and physical performance improves prediction of major adverse cardiac events in older adults with acute coronary syndrome. *Journals of Gerontology Series A-Biological Sciences and Medical Sciences*. 2019 May 10. pii: glz123. doi: 10.1093/gerona/glz123. PMID: 31075167. IF: 4,711. 1Q

Domingo-Relloso A, Grau-Perez M, Briongos-Figuero L, Gomez-Ariza JL, Garcia-Barrera T, Dueñas-Laita A, Bobb JF, Chaves FJ, Kioumourtzoglou MA, Navas-Acien A, Redon-Mas J, Martin-Escudero JC, Tellez-Plaza M. The association of urine metals and metal mixtures with cardiovascular incidence in an adult population from Spain: the Hortega follow-up study. *International Journal of Epidemiology*. 2019 Dec 1; 48(6): 1839-1849. doi: 10.1093/ije/dyz061. PMID: 31329884. IF: 7,339. 1Q-1D

Di Forti M, Quattrone D, Freeman TP, Tripoli G, Gayer-Anderson C, Quigley H, Rodriguez V, Jongsma HE, Ferraro L, La Cascia C, La Barbera D, Tarricone I, Berardi D, Szöke A, Arango C, Tortelli A, Velthorst E, Bernardo M, Del-Ben CM, Menezes PR, Selten JP, Jones PB, Kirkbride JB, Rutten BP, de Haan L, Sham PC, van Os J, Lewis CM, Lynskey M, Morgan C, Murray RM; EU-GEI WP2 Group. The contribution of cannabis use to variation in the incidence of psychotic disorder across Europe (EU-GEI): a multi-centre case-control study. *Lancet Psychiatry*. 2019 May; 6(5): 427-436. doi: 10.1016/S2215-0366(19)30048-3. PMID: 30902669. IF: 18,329. 1Q-1D

Lobo A, Rabanaque I, Blanch J, Campos R, Ezquiaga E, Farré JM, Gómez-Reino I, Marco C, Navío M, Ochoa E, Parramón G, Ventura T, Aguilar EJ, Artal J, Cuesta M, Devolx VM, Espárrago G, Franco MA, Hernández Fleta JL, Martínez Jambrina JJ, Ortega MÁ, Palomo J, Pérez Costillas L, Roca M. The development of psychosomatic and Liaison Psychiatry units in Spain: a national enquiry. *Journal of Psychosomatic Research*. 2019 Oct; 125: 109784. doi: 10.1016/j.jpsychores.2019.109784. PMID: 31421327. IF: 2,722. 2Q

Mas A, Alonso R, Garrido-Gómez T, Escorcía P, Montero B, Jiménez-Almazán J, Martín J, Pellicer N, Monleón J, Simón C. The differential diagnoses of uterine leiomyomas and leiomyosarcomas using DNA and RNA sequencing. *American Journal of Obstetrics and Gynecology*. 2019 Oct; 221(4): 320.e1-320.e23. doi: 10.1016/j.ajog.2019.05.018. PMID: 31121144. IF: 6,12. 1Q-1D

Lloret A, Esteve D, Monllor P, Cervera-Ferri A, Lloret A. The Effectiveness of Vitamin E Treatment in Alzheimer's Disease. *International Journal of Molecular Sciences*. 2019 Feb 18; 20(4). pii:

E879. doi: 10.3390/ijms20040879. PMID: 30781638. IF: 4,183. 2Q

Marín-Jiménez I, Casellas F, Cortés X, García-Sepulcre MF, Juliá B, Cea-Calvo L, Soto N, Navarro-Correal E, Saldaña R, de Toro J, Galindo MJ, Orozco-Beltrán D. The experience of inflammatory bowel disease patients with healthcare. A survey with the IEXPAC instrument. *Medicine*. 2019 Apr; 98(14): e15044. doi: 10.1097/MD.00000000000015044. PMID: 30946348. IF: 1,87. 2Q

de Toro J, Cea-Calvo L, García-Vivar ML, Pantoja L, Lerín-Lozano C, García-Díaz S, Galindo MJ, Marín-Jiménez I, Fernández S, Mestre Y, Orozco-Beltrán D. The Experience with health care of patients with inflammatory arthritis: a cross-sectional survey using the instrument to evaluate the experience of patients with chronic diseases. *Journal of Clinical Rheumatology*. 2019 Jul 25. doi: 10.1097/RHU.0000000000001155. PMID: 31356399. IF: 1,897. 4Q

Viña J. The free radical theory of frailty: mechanisms and opportunities for interventions to promote successful aging. *Free Radical Biology & Medicine*. 2019 Apr; 134: 690-694. doi: 10.1016/j.freeradbiomed.2019.01.045. PMID: 30735838. IF: 5,657. 1Q

García-Granero A, Pellino G, Frasson M, Fletcher-Sanfelici D, Bonilla F, Sánchez-Guillén L, Domenech Dolz A, Primo Romaguera V, Sabater Ortí L, Martínez-Soriano F, García-Granero E, Valverde-Navarro AA. The fusion fascia of Fredet: an important embryological landmark for complete mesocolic excision and D3-lymphadenectomy in right colon cancer. *Surgical Endoscopy*. 2019 Nov; 33(11): 3842-3850. doi: 10.1007/s00464-019-06869-w. PMID: 31140004. IF: 3,209. 1Q

GBD 2017 Childhood Cancer Collaborators. The global burden of childhood and adolescent cancer in 2017: an analysis of the Global Burden of Disease Study 2017. *Lancet Oncology*. 2019 Sep; 20(9): 1211-1225. doi: 10.1016/S1470-2045(19)30339-0. PMID: 31371206. IF: 35,386. 1Q-1D

The Lancet Child Adolescent Health. The global burden of childhood and adolescent cancer in 2017: an analysis of the Global Burden of Disease Study 2017. *Lancet Oncology*. 2019 Sep; 3(9): 585. doi: 10.1016/S2352-4642(19)30238-X. PMID: 31371113. IF: 35,386. 1Q-1D

Prieto-Alhambra D, Moral-Cuesta D, Palmer A, Aguado-Maestro I, Bardaji MFB, Brañas F, Bueno GA, Caeiro-Rey JR, Cano IA, Barres-Carsi M, Delgado LG, Salomó-Domènech M, Etxebarria-Foronda I, Ferrer BL, Mills S, Herrando LE, Mifsut D, Evangelista LDR, Nogués X, Perez-Coto I, Blasco JM, Martín-Hernández C, Kessel H, Serra JT, Solís JR, Suau OT, Vaquero-Cervino E, Hernández CP, Mañas LR, Herrera A, Díez-Pérez A. The impact of hip fracture on health-related quality of life and activities of daily living: the SPARE-HIP prospective cohort study. *Archives of Osteoporosis*. 2019 May 29; 14(1):

56. doi: 10.1007/s11657-019-0607-0. PMID: 31144117. IF: 2,469. 2Q

Medel-Herrero A, Gomez-Beneyto M. The impact of the 2008 economic crisis on the increasing number of young psychiatric inpatients. *Revista de Psiquiatría y Salud Mental*. 2019 Jan - Mar; 12(1): 28-36. doi: 10.1016/j.rpsm.2017.10.002. PMID: 29174040. IF: 2,927. 2Q

Zarantonello L, Turco M, Formentin C, Izquierdo-Altarejos P, Vuerich A, Barcenas Jimenez MJ, Montoliu C, Felipo V, Angeli P, Amodio P, Montagnese S. The influence of HE history, HE status and neuropsychological test type on learning ability in patients with cirrhosis. *Liver International*. 2019 May; 39(5): 861-870. doi: 10.1111/liv.14046. PMID: 30658006. IF: 5,542. 1Q

Elez E, Quintanar T, Bosch-Barrera J, Corral J, Lainez N, Moreno V6, Rodriguez C, Gonzalez-Flores E, Cervantes A. The Medical Oncology resident mentor: situation and workload. *Clinical & Translational Oncology*. 2019 Mar; 21(3): 304-313. doi: 10.1007/s12094-018-1923-3. PMID: 30062521. IF: 2,441. 3Q

Gómez-Gallego C, García-Mantrana I, Martínez-Costa C, Salmi-nen S, Isolauri E, Collado MC. The microbiota and malnutrition: impact of nutritional status during early life. *Annual Review of Nutrition*. 2019 Aug 21; 39: 267-290. doi: 10.1146/annurev-nutr-082117-051716. PMID: 31433738. IF: 8,422. 1Q-1D

Tormo E, Ballester S, Adam-Artigues A, Burgués O, Alonso E, Bermejo B, Menéndez S, Zazo S, Madoz-Gúrpide J, Rovira A, Albanell J, Rojo F, Lluch A, Eroles P. The miRNA-449 family mediates doxorubicin resistance in triple-negative breast cancer by regulating cell cycle factors. *Scientific Reports*. 2019 Mar 29; 9(1): 5316. doi: 10.1038/s41598-019-41472-y. PMID: 30926829. IF: 4,011. 1Q

Escribano-López I, de Marañon AM, Iannantuoni F, López-Domènech S, Abad-Jiménez Z, Díaz P, Solá E, Apostolova N, Rocha M, Víctor VM. The mitochondrial antioxidant SS-31 modulates oxidative stress, endoplasmic reticulum stress, and autophagy in type 2 diabetes. *Journal of Clinical Medicine*. 2019 Aug 28; 8(9). pii: E1322. doi: 10.3390/jcm8091322. PMID: 31466264. IF: 5,688. 1Q-1D

Ribera J, Granada I, Morgades M, Vives S, Genescà E, González C, Nomdedeu J, Escoda L, Montesinos P, Mercadal S, Coll R, González-Campos J, Abella E, Barba P, Bermúdez A, Gil C, Tormo M, Pedreño M, Martínez-Carballeira D, Hernández-Rivas JM, Orfao A, Martínez-López J, Esteve J, Bravo P, Garcia-Guiñon A, Debén G, Moraleda JM, Queizán JA, Ortín X, Moreno MJ, Feliu E, Solá F, Ribera JM; PETHEMA Group, Spanish Society of Haematology. The poor prognosis of low hypodiploidy in adults with B-cell precursor acute lymphoblastic leukaemia is restricted to older adults and

elderly patients. *British Journal of Haematology*. 2019 Jul; 186(2): 263-268. doi: 10.1111/bjh.15887. PMID: 30916384. IF: 5,206. 1Q

Ferrando C, Mellado R, Belda FJ. The quest for the perfect Weaning Index. *Minerva Anestesiologica*. 2019 Apr; 85(4): 336-337. doi: 10.23736/S0375-9393.19.13593-6. PMID: 30871309. IF: 2,84. 2Q

Castellano Rioja E, Valero-Moreno S, Del Carmen Giménez-Espert M, Prado-Gascó V. The relations of quality of life in patients with lupus erythematosus: Regression models versus qualitative comparative analysis. *Journal of Advanced Nursing*. 2019 Jul; 75(7): 1484-1492. doi: 10.1111/jan.13957. PMID: 30666702. IF: 2,376. 1Q

Garcés-Albir M, Martí-Fernández R, Martínez-Fernández G, Peña-Aldea A, Muñoz Forner E, Sanchiz-Soler V, Dorcaratto D, Gálvez-Castillo C, Martín Arévalo J, Sabater L, Ortega J. The role of endoscopic retrograde cholangiopancreatography in the management of iatrogenic bile duct injury after cholecystectomy. *Revista Española de Enfermedades Digestivas*. 2019 Sep; 111(9): 690-695. doi: 10.17235/reed.2019.6245/2019. PMID: 31368333. IF: 1,858. 4Q

Llorens JV, Soriano S, Calap-Quintana P, Gonzalez-Cabo P, Moltó MD. The role of iron in Friedreich's Ataxia: insights from studies in human tissues and cellular and animal models. *Frontiers in Neuroscience*. 2019 Feb 18; 13: 75. doi: 10.3389/fnins.2019.00075. PMID: 30833885. IF: 3,648. 2Q

Díaz-Gutiérrez J, Ruiz-Estigarribia L, Bes-Rastrollo M, Ruiz-Canela M, Martín-Moreno JM, Martínez-González MA. The role of lifestyle behaviour on the risk of hypertension in the SUN cohort: the hypertension preventive score. *Preventive Medicine*. 2019 Jun; 123: 171-178. doi: 10.1016/j.ypmed.2019.03.026. PMID: 30902699. IF: 3,449. 1Q

Martorell-Llobregat C, González-López P, Luna E, Asensio-Asensio M, Jadraque-Rodríguez R, García-March G, Moreno-López P. The role of vagus nerve stimulation in the treatment of refractory epilepsy: clinical outcomes and impact on quality of life. *Neurología*. 2019 Jul 22. pii: S0213-4853(19)30080-5. doi: 10.1016/j.nrl.2019.04.002. PMID: 31345600. IF: 2,038. 3Q

Iannantuoni F, M de Marañon A, Diaz-Morales N, Falcon R, Bañuls C, Abad-Jimenez Z, Victor VM, Hernandez-Mijares A, Rovira-Llopis S. The SGLT2 inhibitor empagliflozin ameliorates the inflammatory profile in type 2 diabetic patients and promotes an antioxidant response in leukocytes. *Journal of Clinical Medicine*. 2019 Nov 1; 8(11). pii: E1814. doi: 10.3390/jcm8111814. PMID: 31683785. IF: 5,688. 1Q-1D

9 publication list

Burgos-Panadero R, Lucantoni F, Gamero-Sandemetro E, Cruz-Merino L, Álvaro T, Noguera R. The tumour microenvironment as an integrated framework to understand cancer biology. *Cancer Letters*. 2019 Oct 1; 461: 112-122. doi: 10.1016/j.canlet.2019.07.010. PMID: 31325528. IF: 6,508. 1Q

Rodríguez-Nogales C, Noguera R, Couvreur P, Blanco-Prieto MJ. Therapeutic opportunities in neuroblastoma using nanotechnology. *Journal of Pharmacology and Experimental Therapeutics*. 2019 Sep; 370(3): 625-635. doi: 10.1124/jpet.118.255067. PMID: 30635473. IF: 3,615. 1Q

Muñiz Fontán M, Oulego Erroz I, Revilla Orias D, Muñoz Lozón A, Rodríguez Núñez A, Lurbe I Ferrer E. Thoracic aortic intima-media thickness in preschool children born small for gestational age. *Journal of Pediatrics*. 2019 May; 208: 81-88.e2. doi: 10.1016/j.jpeds.2018.12.037. PMID: 30732998. IF: 3,739. 1Q-1D

Bento L, Bastida JM, García-Cadenas I, García-Torres E, Rivera D, Bosch-Vilaseca A, De Miguel C, Martínez-Muñoz ME, Fernández-Avilés F, Roldán E, China A, Yáñez L, Zudaire T, Vaz CP, Espigado I, López J, Valcárcel D, Duarte R, Cabrera R, Herrera C, González-Porras JR, Gutiérrez A, Solano C, Sampol A; Grupo Español de Trasplante Hematopoyético (GETH). Thrombopoietin receptor agonists for severe thrombocytopenia after allogeneic stem cell transplantation: experience of the spanish group of hematopoietic stem cell transplant. *Biology of Blood and Marrow Transplantation*. 2019 Sep; 25(9): 1825-1831. doi: 10.1016/j.bbmt.2019.05.023. PMID: 31152794. IF: 3,599. 2Q

Gilbert-Juan J, López-Campos G, Sebastián-Ortega N, Guara-Ciurana S, Ruso-Julve F, Prieto C, Crespo-Facorro B, Sanjuán J, Moltó MD. Time dependent expression of the blood biomarkers eif2d and tox in patients with schizophrenia. *Brain, Behavior, and Immunity*. 2019 Aug; 80: 909-915. doi: 10.1016/j.bbi.2019.05.015. PMID: 31078689. IF: 6,17. 1Q-1D

Simon C. To what extent is the testing of the reproductive risk of a couple aiming to conceive meaningful in the contemporary clinical context?. *Fertility and Sterility*. 2019 Feb; 111(2): 227-228. doi: 10.1016/j.fertnstert.2018.11.046. PMID: 30642572. IF: 5,411. 1Q-1D

Mendonça RD, Carvalho NC, Martín-Moreno JM, Pimenta AM, Lopes ACS, Gea A, Martínez-González MA, Bes-Rastrollo M. Total polyphenol intake, polyphenol subtypes and incidence of cardiovascular disease: The SUN cohort study. *Nutrition, Metabolism, and Cardiovascular Diseases*. 2019 Jan; 29(1): 69-78. doi: 10.1016/j.numecd.2018.09.012. PMID: 30459074. IF: 3,34. 2Q

Gambardella V, Fleitas T, Tarazona N, Cejalvo JM, Gimeno-Valiente F, Martínez-Ciarpaglini C, Huerta M, Roselló S, Castillo J, Roda D, Cervantes A. Towards precision oncology for anti-HER2 blockade

in gastroesophageal adenocarcinoma. *Annals of Oncology*. 2019 Aug 1; 30(8): 1254-1264. doi: 10.1093/annonc/mdz143. PMID: 31046106. IF: 14,196. 1Q-1D

Muñoz Fos A, Cosano J, Wins R, Galán G. Tracheobronchoplasty after a trial with a silicone Y-stent in a patient with Mounier-Kuhn syndrome. *European Journal of Cardio-Thoracic Surgery*. 2019 Nov 20. pii: ezz317. doi: 10.1093/ejcts/ezz317. PMID: 31747002. IF: 3,847. 1Q

Servera E, Sancho J, Ferrer S. Tracheotomy in amyotrophic lateral sclerosis: the argument in favor. *Archivos de Bronconeumología*. 2019 Jul; 55(7): 347-348. doi: 10.1016/j.arbres.2018.11.007. PMID: 30971363. IF: 4,214. 1Q

Forés-Martos J, Catalá-López F, Sánchez-Valle J, Ibáñez K, Tejero H, Palma-Gudiel H, Climent J, Pancaldi V, Fañanás L, Arango C, Parellada M, Baudot A, Vogt D, Rubenstein JL, Valencia A, Tabarés-Seisdedos R. Transcriptomic metaanalyses of autistic brains reveals shared gene expression and biological pathway abnormalities with cancer. *Molecular Autism*. 2019 Apr 8; 10: 17. doi: 10.1186/s13229-019-0262-8. PMID: 31007884. IF: 5,712. 1Q

Quattrone D, Di Forti M, Gayer-Anderson C, Ferraro L, Jongsma HE, Tripoli G, La Cascia C, La Barbera D, Tarricone I, Berardi D, Szöke A, Arango C, Lasalvia A, Tortelli A, Llorca PM, de Haan L, Velthorst E, Bobes J, Bernardo M, Sanjuán J, Santos JL, Arrojo M, Del-Ben CM, Menezes PR, Selten JP; EU-GEI WP Group, Jones PB, Kirkbride JB, Richards AL, O'Donovan MC, Sham PC, Vassos E, Rutten BP, van Os J, Morgan C, Lewis CM, Murray RM, Reininghaus U. Transdiagnostic dimensions of psychopathology at first episode psychosis: findings from the multinational EU-GEI study. *Psychological Medicine*. 2019 Jun; 49(8): 1378-1391. doi: 10.1017/S0033291718002131. PMID: 30282569. IF: 5,641. 1Q-1D

Martí-Fernández R, Muñoz-Fornier E, Machado-Fernández F, Martín-González I, Garcés-Albir M. Tratamiento quirúrgico de un aneurisma micótico roto de la arteria hepática. *Cirugía Española*. 2019 Nov 18. pii: S0009-739X(19)30244-1. doi: 10.1016/j.ciresp.2019.07.009. PMID: 31753285. IF: 0,835. 4Q

Morillas C, Escalada J, Palomares R, Bellido D, Gómez-Peralta F, Pérez A. Treatment of Type 2 diabetes by patient profile in the clinical practice of endocrinology in Spain: Delphi Study results from the think twice program. *Diabetes Therapy*. 2019 Oct; 10(5): 1893-1907. doi: 10.1007/s13300-019-0671-x. PMID: 31359366. IF: 2,827. 3Q

Alcalá C, Gascón F, Pérez-Mirallas F, Domínguez JA, Gil-Perotín S, Casanova B. Treatment with alemtuzumab or rituximab after fingolimod withdrawal in relapsing-remitting multiple sclerosis is effective and safe. *Journal of Neurology*. 2019 Mar; 266(3): 726-734. doi: 10.1007/s00415-019-09195-2. PMID: 30661133. IF: 4,204. 1Q

Fernández Cisnal A, García-Blas S, Valero E, Miñana G, Núñez J, Sanchis Forés J. Trefoil factor-3 and galectin-4 as new candidates for prognostic biomarkers in ST-segment elevation myocardial infarction. *Revista Española de Cardiología*. 2019 Nov 21. pii: S1885-5857(19)30335-4. doi: 10.1016/j.rec.2019.10.008. PMID: 31761572. IF: 5,126. 1Q

Forsgård RA, Marrachelli VG, Lindén J, Frias R, Collado MC, Korpe-la R, Monleon D, Spillmann T, Österlund P. Two-Week aflibercept or erlotinib administration does not induce changes in intestinal morphology in male sprague-dawley rats but aflibercept affects serum and urine metabolic profiles. *Translational Oncology*. 2019 Aug; 12(8): 1122-1130. doi: 10.1016/j.tranon.2019.04.019. PMID: 31176994. IF: 3,138. 2Q

Martínez-Hervás S, Sánchez-García V, Herrero-Cervera A, Vinué Á, Real JT, Ascaso JF, Burks DJ, González-Navarro H. Type 1 diabetic mellitus patients with increased atherosclerosis risk display decreased CDKN2A/2B/2BAS gene expression in leukocytes. *Journal of Translational Medicine*. 2019 Jul 12; 17(1):222. doi: 10.1186/s12967-019-1977-1. PMID: 31299986. IF: 4,098. 2Q

García-Gutiérrez V, Hernández-Boluda JC. Tyrosine kinase inhibitors available for chronic myeloid leukemia: efficacy and safety. *Frontiers in Oncology*. 2019 Jul 3; 9: 603. doi: 10.3389/fonc.2019.00603. PMID: 31334123. IF: 4,137. 2Q

Gambardella V, Fleitas T, Cervantes A. Understanding mechanisms of primary resistance to checkpoint inhibitors will lead to precision immunotherapy of advanced gastric cancer. *Annals of Oncology*. 2019 Mar 1; 30(3): 351-352. doi: 10.1093/annonc/mdz008. PMID: 30657856. IF: 14,196. 1Q-1D

Roda D, Roselló S, Cervantes A. Understanding the clinical behavior of relapsed colon cancers with microsatellite instability relative to BRAF mutations. *Annals of Oncology*. 2019 Sep 1; 30(9): 1409-1410. doi: 10.1093/annonc/mdz229. PMID: 31350557. IF: 14,196. 1Q-1D

Cicinelli E, Vitagliano A, Kumar A, Lasmar RB, Bettocchi S, Haimovich S; International Working Group for Standardization of Chronic Endometritis Diagnosis. Unified diagnostic criteria for chronic endometritis at fluid hysteroscopy: proposal and reliability evaluation through an international randomized-controlled observer study. *Fertility and Sterility*. 2019 Jul; 112(1): 162-173.e2. doi: 10.1016/j.fertnstert.2019.03.004. PMID: 31104760. IF: 5,411. 1Q-1D

Gozalbo-Rovira R, Ciges-Tomas JR, Vila-Vicent S, Buesa J, Santiso-Bellón C, Monedero V, Yebra MJ, Marina A, Rodríguez-Díaz J. Unraveling the role of the secretor antigen in human rotavirus attachment to histo-blood group antigens. *PLoS Pathogens*. 2019 Jun 21; 15(6): e1007865. doi: 10.1371/journal.ppat.1007865. PMID: 31226167. IF: 6,463. 1Q-1D

Marcos-Garcés V, Santas E, Pellicer M, Ruiz-Granell R, Chorro FJ. Unusual hydatid cyst-like images caused by staphylococcus lugdunensis infective endocarditis. *Heart, Lung & Circulation*. 2019 Feb; 28(2): e16-e18. doi: 10.1016/j.hlc.2018.07.008. PMID: 30126792. IF: 2,078. 3Q

Vidal-Sicart S, Fuertes Cabero S, Danús Lainez M, Valdés Olmos R, Paredes Barranco P, Rayo Madrid JI, Rioja Martín ME, Díaz Expósito R, Goñi Gironés E. Update on radioguided surgery: from international consensus on sentinel node in head and neck cancer to the advances on gynaecological tumors and localization of non-palpable lesions. *Revista Española de Medicina Nuclear e Imagen Molecular*. 2019 May - Jun; 38(3): 173-182. doi: 10.1016/j.rem.2018.10.007. PMID: 30579916. IF: 0,928. 4Q

Grau-Perez M, Zhao J, Pierce B, Francesconi KA, Goessler W, Zhu Y, An Q, Umans J, Best L, Cole SA, Navas-Acien A, Tellez-Plaza M. Urinary metals and leukocyte telomere length in American Indian communities: the strong heart and the strong heart family study. *Environmental Pollution*. 2019 Mar; 246: 311-318. doi: 10.1016/j.envpol.2018.12.010. PMID: 30557805. IF: 5,714. 1Q-1D

Domingo-Relloso A, Grau-Perez M, Galan-Chilet I, Garrido-Martinez MJ, Tormos C, Navas-Acien A, Gomez-Ariza JL, Monzo-Beltran L, Saez-Tormo G, Garcia-Barrera T, Dueñas Laita A, Briongos Figuero LS, Martin-Escudero JC, Chaves FJ, Redon J, Tellez-Plaza M. Urinary metals and metal mixtures and oxidative stress biomarkers in an adult population from Spain: The Hortega Study. *Environment International*. 2019 Feb; 123: 171-180. doi: 10.1016/j.envint.2018.11.055. PMID: 30529889. IF: 7,943. 1Q-1D

Ballester-Gracia I, Pérez-Almarcha M, Galvez-Llompant A, Hernandez-Viadel M. Use of long acting injectable aripiprazole before and through pregnancy in bipolar disorder: a case report. *BMC Pharmacology & Toxicology*. 2019 Aug 28; 20(1): 52. doi: 10.1186/s40360-019-0330-x. PMID: 31462311. IF: 2,103. 3Q

Sanahuja Martínez A, Pascual Moreno I, Peña Aldea A, Sanchiz Soler V, Mora Miguel F. Usefulness of digital cholangioscopy for IgG4-related cholangitis diagnosis and cholangiocarcinoma exclusion. *Gastroenterología y Hepatología*. 2019 Dec; 42(10): 625-627. doi: 10.1016/j.gastrohep.2019.04.009. PMID: 31387768. IF: 1,126. 4Q

Sancho J, Burés E, Ferrer S, Bondía E, Servera E. Usefulness of oscillations added to mechanical in-exsufflation in amyotrophic lateral sclerosis. *Respiratory Care*. 2019 Nov 12. pii: respcare.07202. doi: 10.4187/respcare.07202. PMID: 31719190. IF: 1,736. 4Q

Santas E, Palau P, Guazzi M, de la Espriella R, Miñana G, Sanchis J, Bayes-Genís A, Lupón J, Chorro FJ, Núñez J. Usefulness of right ventricular to pulmonary circulation coupling as an indicator of risk for recurrent admissions in heart failure with preserved ejection frac-

9 publication list

tion. *American Journal of Cardiology*. 2019 Aug 15; 124(4): 567-572. doi: 10.1016/j.amjcard.2019.05.024. PMID: 31204033. IF: 2,843. 2Q

Baptista MJ, Tapia G, Morgades M, Muncunill J, Muñoz-Marmol AM, Montoto S, Gribben JG, Calaminici M, Martínez A, Gonzalez-Farre B, Dlouhy I, González-Barca E, Terol MJ, Miralles P, Alcoceba M, Vall-Llovera F, Briones J, Abrisqueta P, Abella E, Provencio M, García-Ballesteros C, Moraleda JM, Sancho JM, Ribera JM, Mate JL, Navarro JT. Using the Lymph2Cx assay for assessing cell-of-origin subtypes of HIV-related diffuse large B-cell lymphoma. *Leukemia & Lymphoma*. 2019 Apr; 60(4): 1087-1091. doi: 10.1080/10428194.2018.1512711. PMID: 30322315. IF: 2,674. 3Q

García-Grau I, Simon C, Moreno I. Uterine microbiome-low biomass and high expectations. *Biology of Reproduction*. 2019 Dec 24; 101(6): 1102-1114. doi: 10.1093/biolre/iory257. PMID: 30544156. IF: 2,96. 2Q

Garcés-Albir M, Martí-Fernández R, Martínez-Fernández G, Peña-Aldea A, Muñoz-Fornier E, Sanchiz-Soler V, Dorcaratto D, Gálvez-Castillo C, Martín-Arévalo J, Sabater L, Ortega J. Utilidad de la colangiopancreatografía retrógrada endoscópica en el diagnóstico y tratamiento de las lesiones yatrogénicas de vía biliar tras colecistectomía. *Revista Española de Enfermedades Digestivas*. 2019; 111(9): 690-695. IF: 1,858. 4Q

Murray PT, Wettersten N, van Veldhuisen DJ, Mueller C, Filippatos G, Nowak R, Hogan C, Kontos MC, Cannon CM, Müeller GA, Birkhahn R, Horiuchi Y, Clopton P, Taub P, Vilke GM, Barnett O, McDonald K, Mahon N, Nuñez J, Briguori C, Passino C, Maisel A. Utility of urine neutrophil gelatinase-associated lipocalin for worsening renal function during hospitalization for acute heart failure: primary findings of the urine N-gal Acute Kidney Injury N-gal Evaluation of Symptomatic Heart Failure Study (AKINESIS). *Journal of Cardiac Failure*. 2019 Aug; 25(8): 654-665. doi: 10.1016/j.cardfail.2019.05.009. PMID: 31128242. IF: 3,857. 2Q

Li S, Marcus P, Núñez J, Núñez E, Sanchis J, Levy WC. Validity of the Seattle Heart Failure Model after heart failure hospitalization. *ESC Heart Failure*. 2019 Jun; 6(3): 509-515. doi: 10.1002/ehf2.12427. PMID: 30825268. IF: 3,407. 2Q

Falcón R, Mateo E, Oltra R, Giménez E, Albert E, Torres I, Navarro D. Vancomycin MICs and risk of complicated bacteremia by glycopeptide-susceptible *Staphylococcus aureus*. *European Journal of Clinical Microbiology & Infectious Diseases*. 2019 May; 38(5): 903-912. doi: 10.1007/s10096-019-03500-7. PMID: 30729396. IF: 2,591. 3Q

van Essen TA, den Boogert HF, Cnossen MC, de Ruiter GCW,

Haitsma I, Polinder S, Steyerberg EW, Menon D, Maas AIR, Lingsma HF, Peul WC; CENTER-TBI Investigators and Participants. Variation in neurosurgical management of traumatic brain injury: a survey in 68 centers participating in the CENTER-TBI study (vol 161, pg 453, 2019). *Acta Neurochirurgica*. 2019 Mar; 161(3): 451-455. doi: 10.1007/s00701-019-03815-6. PMID: 30715604. IF: 1,834. 3Q

Correa-Ghisays P, Sánchez-Ortí JV, Ayesa-Anriola R, Setién-Suero E, Balanzá-Martínez V, Selva-Vera G, Ruiz-Ruiz JC, Vila-Francés J, Martínez-Aran A, Vivas-Lalinde J, Conforte-Molina C, San-Martín C, Martínez-Pérez C, Fuentes-Durá I, Crespo-Facorro B, Tabarés-Seisdedos R. Visual memory dysfunction as a neurocognitive endophenotype in bipolar disorder patients and their unaffected relatives. Evidence from a 5-year follow-up Valencia study. *Journal of Affective Disorders*. 2019 Oct 1; 257:31-37. doi: 10.1016/j.jad.2019.06.059. PMID: 31299402. IF: 4,084. 1Q

Burgos-Panadero R, Noguera I, Cañete A, Navarro S, Noguera R. Vitronectin as a molecular player of the tumor microenvironment in neuroblastoma. *BMC Cancer*. 2019 May 22; 19(1): 479. doi: 10.1186/s12885-019-5693-2. PMID: 31117974. IF: 2,933. 3Q

Fuentes-Durá I, Ruiz JC, Dasí C, Navarro M, Blasco P, Tomás P. WAIS-IV performance in patients with schizophrenia. *Journal of Nervous and Mental Disease*. 2019 Jun; 207(6): 467-473. doi: 10.1097/NMD.0000000000000997. PMID: 31045978. IF: 1,859. 3Q

Eron JJ, Orkin C, Cunningham D, Pulido F, Post FA, De Wit S, Lathouwers E, Hufkens V, Jezorowski J, Petrovic R, Brown K, Van Landuyt E, Opsomer M; EMERALD study group. Week 96 efficacy and safety results of the phase 3, randomized EMERALD trial to evaluate switching from boosted-protease inhibitors plus emtricitabine/tenofovir disoproxil fumarate regimens to the once daily, single-tablet regimen of darunavir/cobicistat/emtricitabine/tenofovir alafenamide [D/C/F/TAF] in treatment-experienced, virologically-suppressed adults living with HIV-1. *Antiviral Research*. 2019 Oct; 170: 104543. doi: 10.1016/j.antiviral.2019.104543. PMID: 31279073. IF: 4,13. 1Q

Becares-Martínez C, Lopez-Llames A, Arroyo-Domingo MM, Marco-Algarra J, Morales Suarez-Varela MM. What do MRI and CT scan provide us in patients with vertigo and dizziness?. A cost-utility analysis. *Revista de Neurología*. 2019 Apr 16; 68(8): 326-332. doi: 10.33588/rn.6808.2018399. PMID: 30963529. IF: 0,485. 4Q

Díez-Domingo J, Garcés-Sánchez M, Giménez-Sánchez F, Colomina-Rodríguez J, Martín-Torres F. What have we learnt about rotavirus in Spain in the last 10 years?. *Anales de Pediatría*. 2019 Sep; 91(3): 166-179. doi: 10.1016/j.anpedi.2019.01.024. PMID: 30971385. IF: 1,166. 3Q

Capilla-Guasch P, Quilis-Quesada V, Regin-Neto M, Holanda VM,

González-Darder JM, de Oliveira E. White matter relationships examined by transillumination technique using a lateral transcortical parietal approach to the atrium: three-dimensional images and surgical considerations. *World Neurosurgery*. 2019 Dec; 132: e783-e794. doi: 10.1016/j.wneu.2019.08.018. PMID: 31415888. IF: 1,723. 3Q

Schepers E, Lousberg R, Guloksuz S, Pries LK, Delespaul P, Kenis G, Luyck JJ, Lin BD, Richards AL, Akdede B, Binbay T, Altınayaz V, Yalınçetin B, Gümüş-Akay G, Cihan B, Soygür H, Ulaş H, Şahin Cankurtaran E, Ulusoy Kaymak S, Mihaljevic MM, Andric Petrovic S, Mirjanic T, Bernardo M, Cabrera B, Bobes J, Saiz PA, García-Portilla MP, Sanjuan J, Aguilar EJ, Luis Santos J, Jiménez-López E, Arrojo M, Carracedo A, López G, González-Peñas J, Parellada M, Maric NP, Atbaşoğlu C, Uçok A, Alptekin K, Can Saka M, Arango C, Rutten BPF, van Os J. White noise speech illusions: a trait-dependent risk marker for psychotic disorder?. *Frontiers in Psychiatry*. 2019 Sep 25; 10: 676. doi: 10.3389/fpsy.2019.00676. PMID: 31607966. IF: 3,161. 2Q

Martinez Martinez-Castelao A, Soler MJ, Navarro-González JF, Górriz JL. Will the new molecules be effective in renal and cardiovascular protection in diabetes mellitus and diabetic kidney disease?. *Nefrología*. 2019 Jan - Feb; 39(1): 3-10. doi: 10.1016/j.nefro.2018.05.011. PMID: 30290959. IF: 1,439. 4Q

Iborra M, Herreras J, Boscá-Watts MM, Cortés X, Trejo G, Cerrillo E, Hervás D, Mínguez M, Beltrán B, Nos P. Withdrawal of azathioprine in inflammatory bowel disease patients who sustain remission: new risk factors for relapse. *Digestive Diseases and Sciences*. 2019 Jun; 64(6): 1612-1621. doi: 10.1007/s10620-018-5429-1. PMID: 30604371. IF: 2,937. 3Q

Tarín JJ, Pascual E, García-Pérez MÁ, Gómez R, Cano A. Women's morbid conditions are associated with decreased odds of live birth in the first IVF/ICSI treatment: a retrospective single-center study. *Journal of Assisted Reproduction and Genetics*. 2019 Apr; 36(4): 697-708. doi: 10.1007/s10815-019-01401-4. PMID: 30656502. IF: 2,82. 1Q

Gimeno-Valiente F, Riffo-Campos ÁL, Vallet-Sánchez A, Siscar-Lewin S, Gambardella V, Tarazona N, Cervantes A, Franco L, Castillo J, López-Rodas G. ZNF518B gene up-regulation promotes dissemination of tumour cells and is governed by epigenetic mechanisms in colorectal cancer. *Scientific Reports*. 2019 Jun 27; 9(1): 9339. doi: 10.1038/s41598-019-45411-9. PMID: 31249328. IF: 4,011. 1Q

García-Sempere A, Hurtado I, Sanfélix-Genovés J, Rodríguez-Bernal C, Peiró S, Sanfélix-Gimeno G. Improving the accuracy of medication adherence measures using linked prescription and dispensation data: findings from the ESOSVAL cohort of patients treated

with osteoporosis drugs. *Current Medical Research and Opinion*. 2019 Sep; 35(9): 1535-1544. doi: 10.1080/03007995.2019.1601944. PMID: 30924690. IF: 2,345. 2Q

Hurtado-Navarro I, García-Sempere A, Rodríguez-Bernal C, Sanfélix-Genovés J, Peiró S, Sanfélix-Gimeno G. Impact of drug safety warnings and cost-sharing policies on osteoporosis drug utilization in Spain: a major reduction but with the persistence of over and the persistence of over and underuse. Data From the ESOSVAL Cohort From 2009 to underuse. data from the ESOSVAL Cohort from 2009 to 2015. *Frontiers in Pharmacology*. 2019 Jul 10; 10:768. doi: 10.3389/fphar.2019.00768. PMID: 31354484. IF: 3,845. 1Q

Collado A, Marques P, Domingo E, Perello E, González-Navarro H, Martínez-Hervás S, Real JT, Piqueras L, Ascaso JF, Sanz MJ. Novel immune features of the systemic inflammation associated with primary hypercholesterolemia: changes in cytokine/chemokine profile, increased platelet and leukocyte activation. *Journal of Clinical Medicine*. 2019 Jan; 8(1): 18. PMID: 30583563. IF: 5,688. 1Q-1D

Ribelles AJ, Barberá S, Yáñez Y, Gargallo P, Segura V, Juan B, Noguera R, Piqueras M, Fornés-Ferrer V, Font de Mora J, Cañete A, Castel V. Clinical features of neuroblastoma with 11q deletion: an increase in relapse probabilities in localized and 4S Stages. *Scientific Reports*. 2019 Sep 24; 9(1):13806. doi: 10.1038/s41598-019-50327-5. PMID: 31551474. IF: 4,011. 1Q

INCLIVA | VLC

Health Research Institute

Avda. Menéndez Pelayo, 45 acceso 10 · 46010 Valencia
(España)

Tel. 34 96 197 35 17 Fax 34 96 197 35 40

www.incliva.es incliva@incliva.es

