

La Interfase Electrificada

Tema 8

La Interfase Electrizada

1. Introducción

2. Termodinámica de la I. E.

3. Estructura de la I. E.

- **3.1. Modelo Doble Capa Rígida o Helmholtz-Perrin**
- **3.2. Modelo Doble Capa Difusa o Gouy-Chapman**
- **3.3. Modelo de Stern**

4. Doble Capa y Coloides

La Interfase Electrizada

'Química Física' J. Bertrán, J. Núñez (eds)

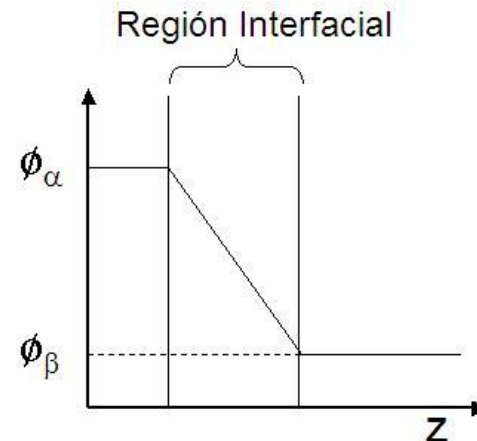
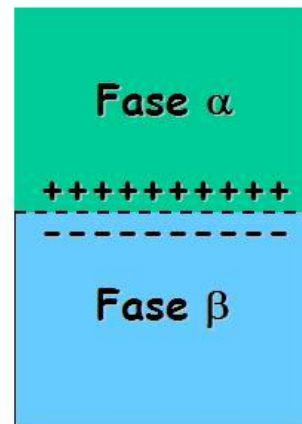
'Química Física' M. Diaz Peña y A. Roig Muntaner

'Química Física' (6ª ed.) P. W. Atkins

1. Introducción

$$dU = TdS - PdV + \gamma dA + \sum_i \mu_i dn_i$$

Y = Potencial Eléctrico
X = Carga Eléctrica



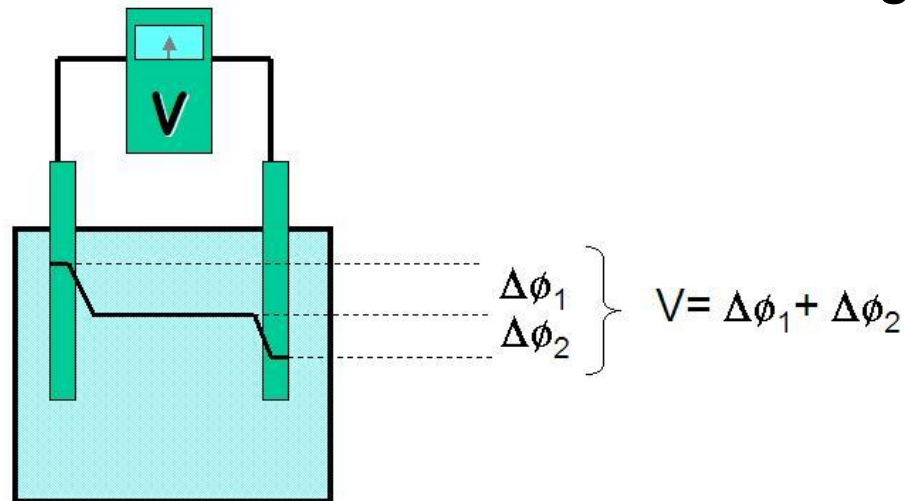
Caída Potencial $\Delta\phi = \phi_\alpha - \phi_\beta$

1. Introducción

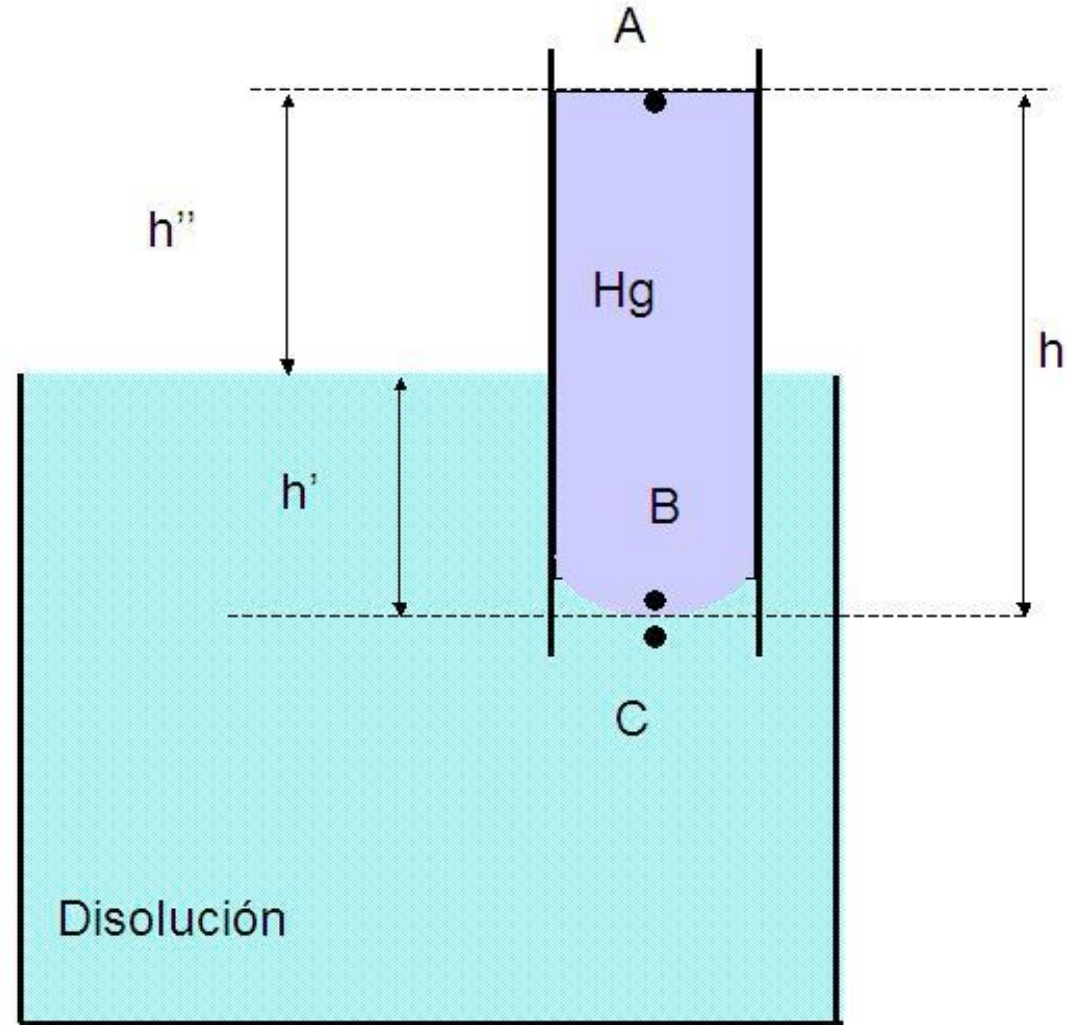
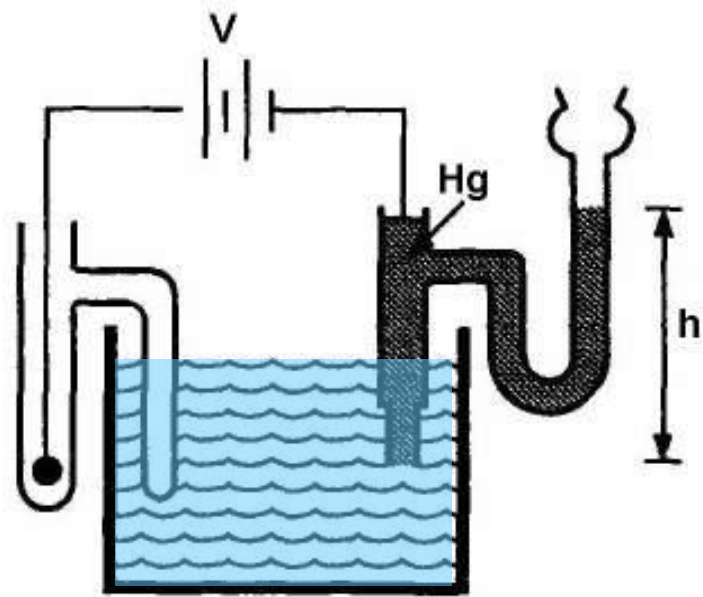
$$dU = TdS - PdV + \gamma dA + \sum_i \mu_i dn_i + \sum_j Y_j dX_j$$

Y = Potencial Eléctrico

X = Carga Eléctrica



1. Introducción



1. Introducción

$$P_B - P_C = \frac{2\gamma}{r} = \frac{2\gamma \cos\theta}{R}$$

$$P_B = P_A + \rho_{\text{Hg}}gh$$

$$P_C = P_A + \rho_{\text{aire}}gh'' + \rho_{\text{dis}}gh'$$

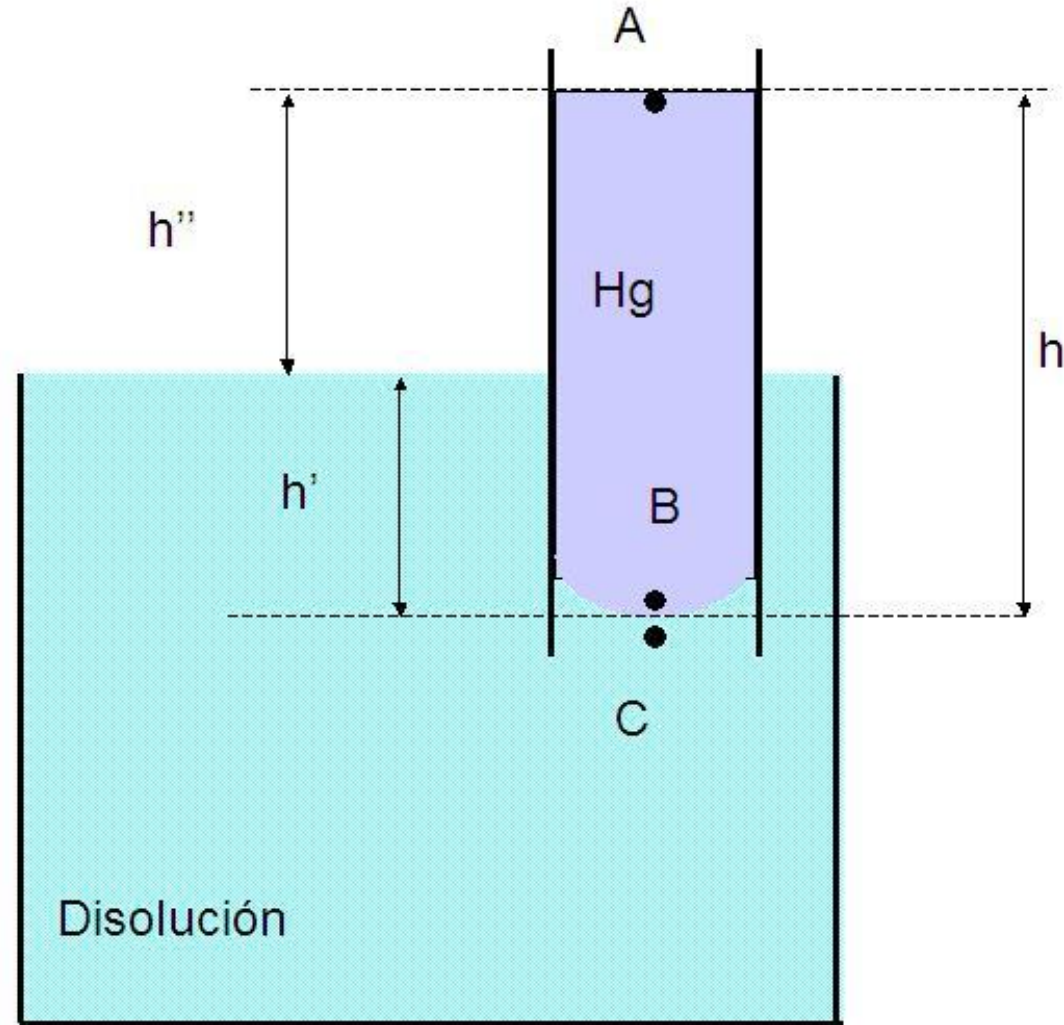
$$P_A + \rho_{\text{Hg}}gh - P_A - \rho_{\text{aire}}gh'' - \rho_{\text{dis}}gh' = \frac{2\gamma \cos\theta}{R}$$

$$[\rho_{\text{Hg}}h - \rho_{\text{aire}}h'' - \rho_{\text{dis}}h'] \cdot g = \frac{2\gamma \cos\theta}{R}$$

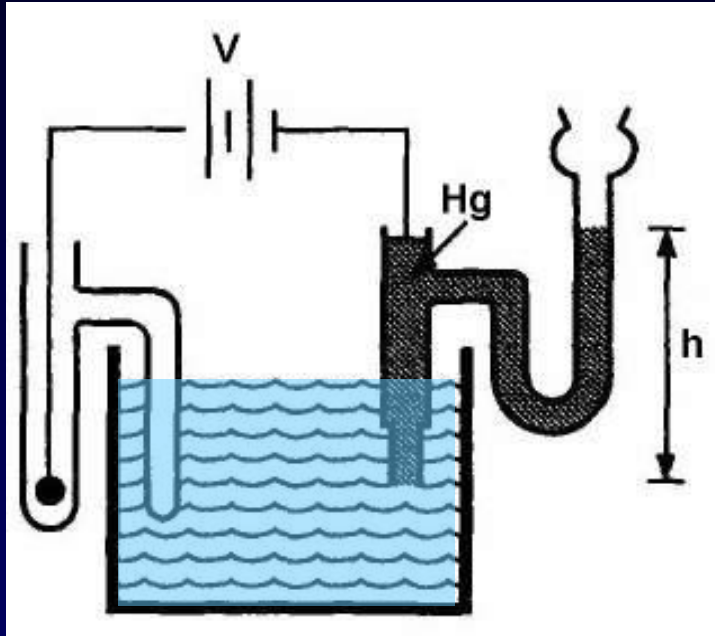



$$\rho_{\text{Hg}} \gg \rho_{\text{aire}} \quad \rho_{\text{Hg}} \gg \rho_{\text{dis}} \\ \cos\theta \approx 1$$

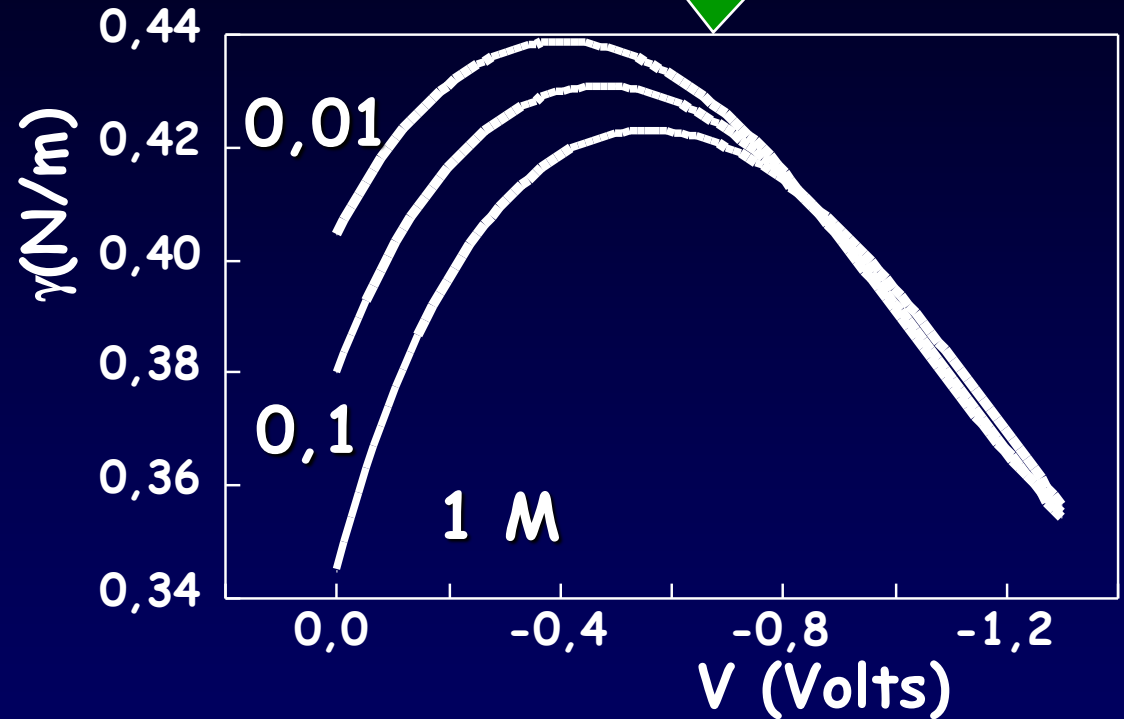
$$\gamma = \frac{\rho_{\text{Hg}}ghR}{2}$$



1. Introducción



$$\gamma = \rho g h R / 2$$



$$V = \Delta\phi_{\text{Hg}} + \Delta\phi_{\text{ref}}$$

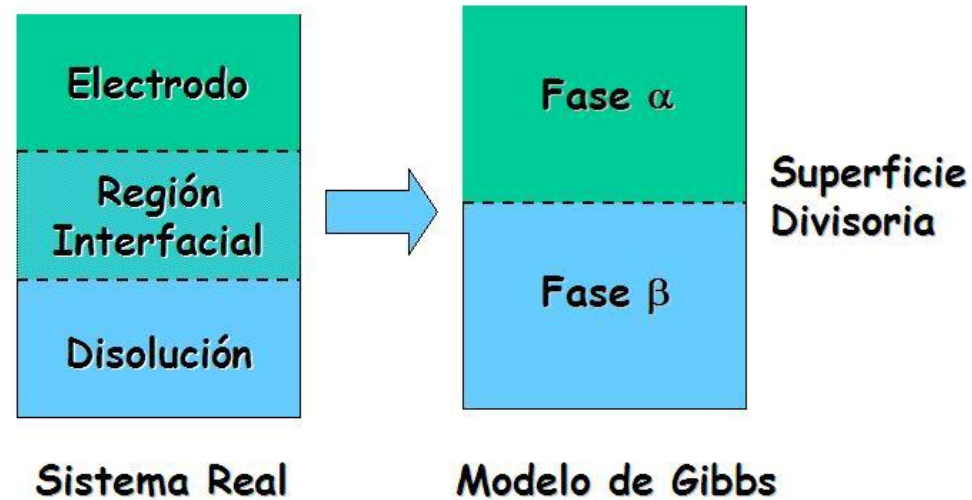
$$\Delta V = \Delta\Delta\phi_{\text{Hg}} + \Delta\Delta\phi_{\text{ref}}$$

Ref = No polarizable

Hg = Polarizable

$$\Delta V = \Delta\Delta\phi_{\text{Hg}}$$

2. Termodinámica



$$dU = TdS - PdV + \gamma dA + \sum_i \mu_i dn_i + \phi dQ$$

2. Termodinámica

$$dU = TdS - PdV + \gamma dA + \sum_i \mu_i dn_i + \phi dQ$$

$$Q = \sum_i z_i F n_i$$

$$\begin{aligned} dU &= -PdV + TdS + \gamma dA + \sum_i \mu_i dn_i + \sum_i z_i F \phi dn_i \\ &= -PdV + TdS + \gamma dA + \sum_i (\mu_i + z_i F \phi) dn_i = -PdV + TdS + \gamma dA + \sum_i \bar{\mu}_i dn_i \end{aligned}$$

$$d\gamma = -\sum_i \Gamma_i d\mu_i$$

Isot. Adsorción Gibbs

$$d\gamma = -\sum_i \Gamma_i d\bar{\mu}_i$$

Isot. Adsorción Gibbs
Interfases Electrizadas

2. Termodinámica

$$d\gamma = -\sum_i \Gamma_i d\bar{\mu}_i = -\sum_i \Gamma_i d\mu_i - \sum_i \Gamma_i z_i F d\phi$$

$$d\gamma = -\sum_i \Gamma_i d\mu_i - \sum_j^\alpha \Gamma_j z_j F d\phi^\alpha - \sum_k^\beta \Gamma_k z_k F d\phi^\beta \quad \left\{ \begin{array}{l} \sum_i^\alpha \Gamma_i z_i F = \sum_i^\alpha \frac{n_i^S}{A} z_i F = \sigma^\alpha \\ \sum_k^\beta \Gamma_k z_k F = \sum_k^\beta \frac{n_k^S}{A} z_k F = \sigma^\beta \end{array} \right.$$

$$\begin{aligned} d\gamma &= -\sum_i \Gamma_i d\mu_i - \sigma^\alpha d\phi^\alpha - \sigma^\beta d\phi^\beta = -\sum_i \Gamma_i d\mu_i - \sigma^\alpha d\phi^\alpha + \sigma^\alpha d\phi^\beta \\ &= -\sum_i \Gamma_i d\mu_i - \sigma^\alpha d(\phi^\alpha - \phi^\beta) = -\sum_i \Gamma_i d\mu_i - \sigma^\alpha d(\Delta\phi) \end{aligned}$$

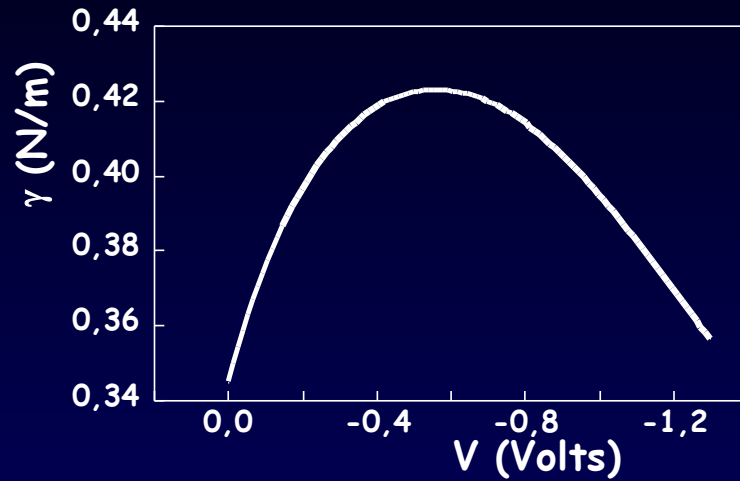
2. Termodinámica

$$d\gamma = -\sum_i \Gamma_i d\mu_i - \sigma^\alpha d(\Delta\phi) \left\{ \begin{array}{ll} \Delta\phi = \text{cte} & d\gamma = -\sum_i \Gamma_i d\mu_i \\ \mu = \text{cte} & d\gamma = -\sigma^\alpha d(\Delta\phi) \end{array} \right.$$

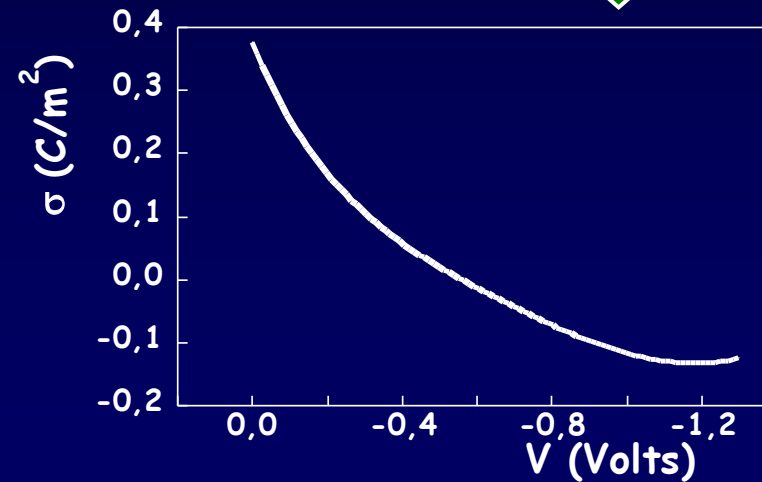
$$\left(\frac{\partial \gamma}{\partial V} \right)_{T, \mu} = -\sigma$$

Ecuación de Lippmann

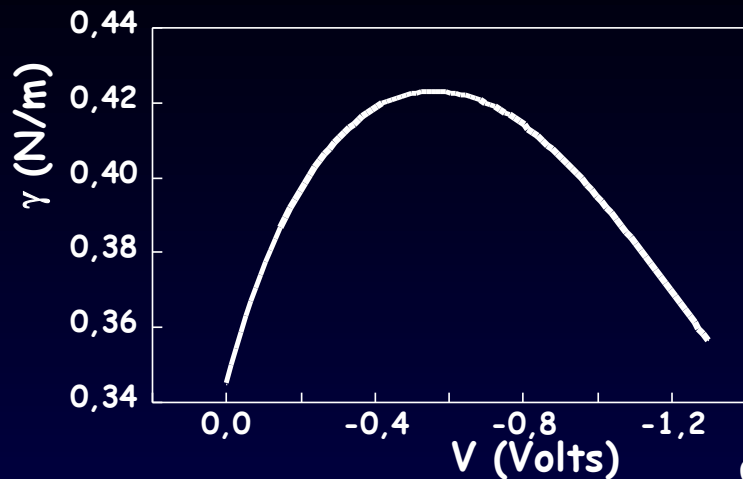
2. Termodinámica



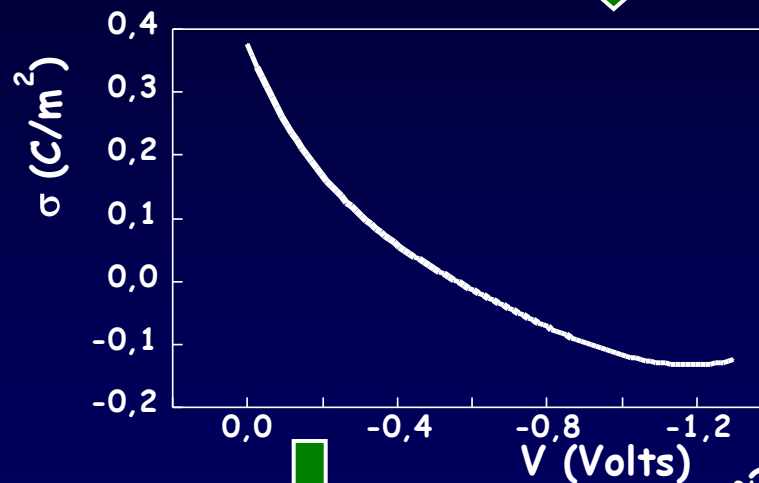
$$\left(\frac{\partial \gamma}{\partial V} \right)_{T, \mu} = -\sigma$$



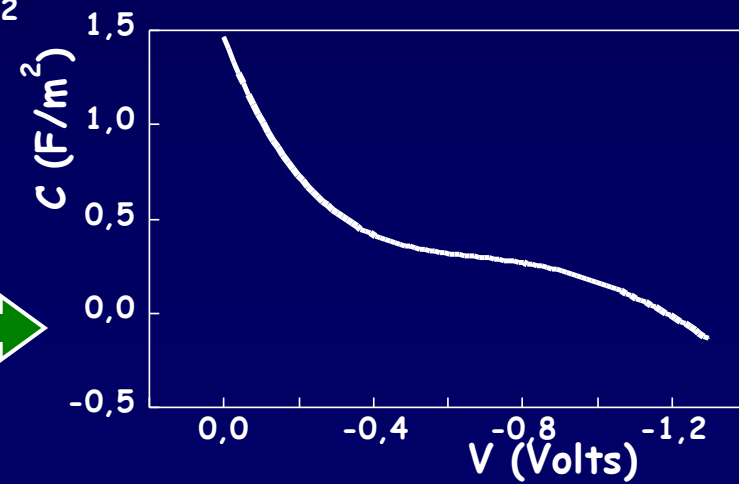
2. Termodinámica



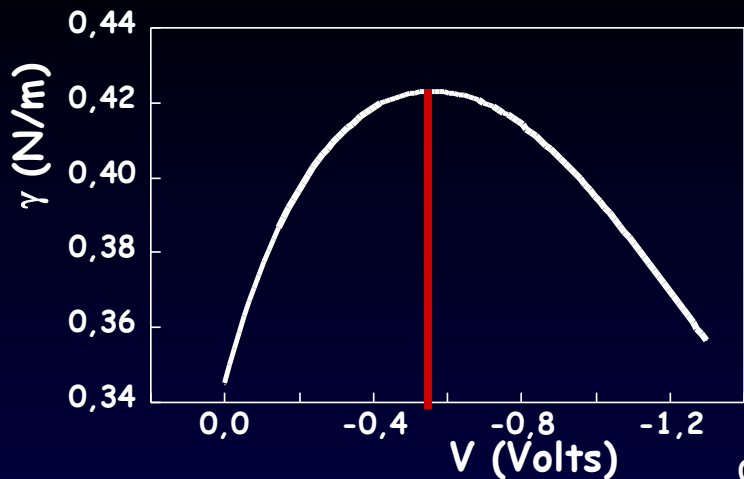
$$\left(\frac{\partial \gamma}{\partial V} \right)_{T, \mu} = -\sigma$$



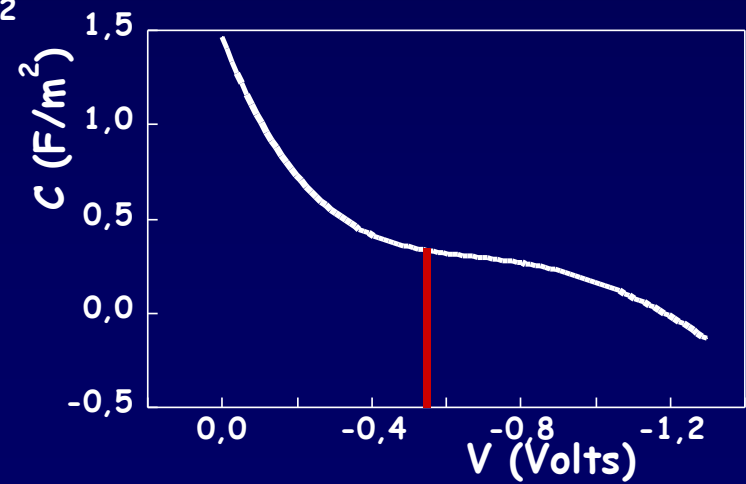
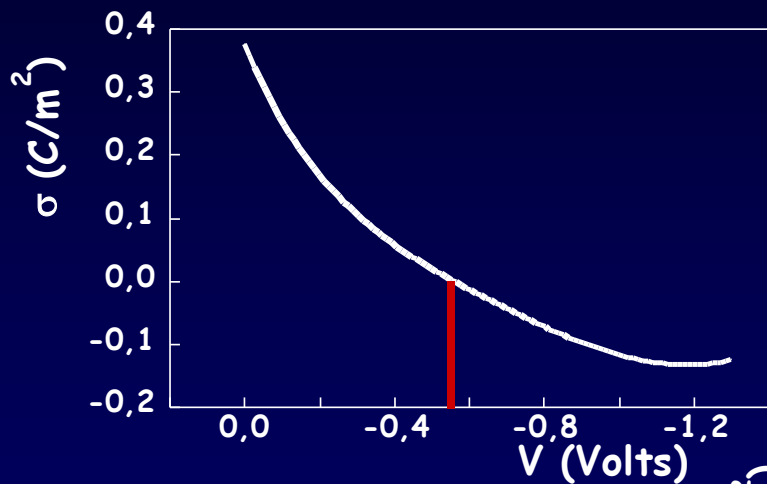
$$C = \frac{d\sigma}{dV} = - \left(\frac{\partial^2 \gamma}{\partial V^2} \right)_{T, \mu}$$



2. Termodinámica



$$\gamma^{\max} \rightarrow \left(\frac{\partial \gamma}{\partial V} \right)_{T, \mu} = -\sigma \rightarrow \sigma = 0$$



3. Estructura de la Interfase

- Electrodo plano e infinito $\phi = \phi(x)$
- Disolvente como continuo (ϵ)
- Sólo consideran la contribución de los iones

$$\Delta\phi = \phi_e - \phi_d = \phi_e$$

3. Estructura de la Interfase

1. Ecuación de Poisson

$$\frac{d^2\phi(x)}{dx^2} = -\frac{\rho(x)}{\epsilon}$$

2. Teorema de Gauss

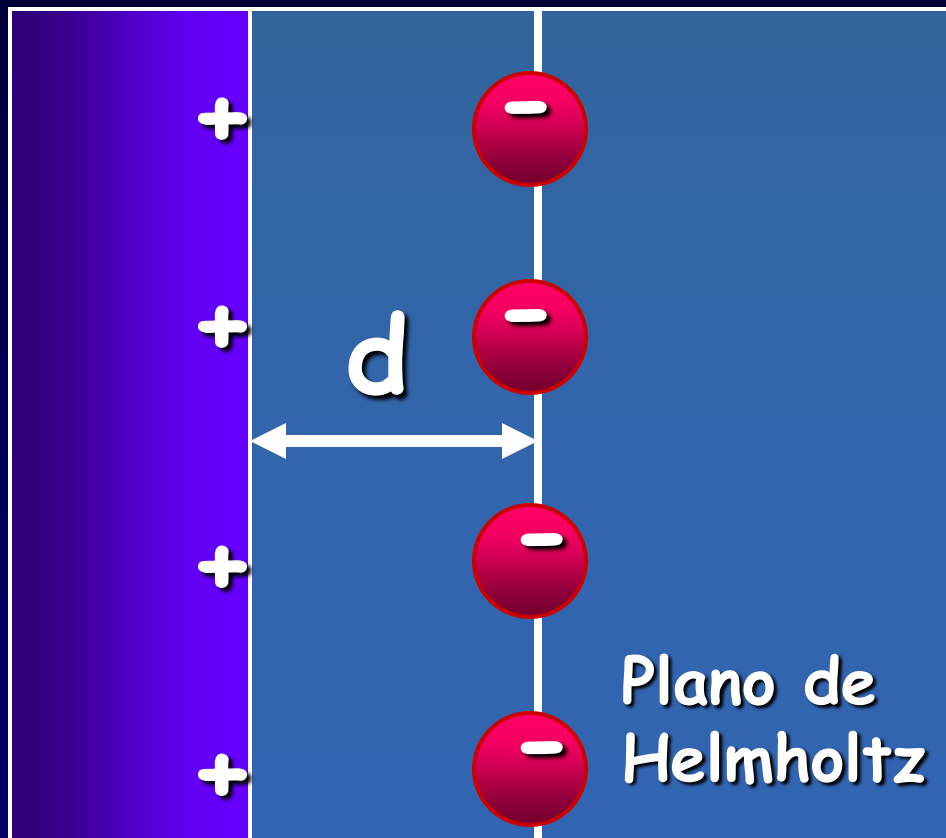
$$\sigma = -\epsilon \left(\frac{d\phi(x)}{dx} \right)_{x=0}$$

3. Ecuación de Lippmann

$$\int d\gamma = -\int \sigma \cdot d\phi_e$$

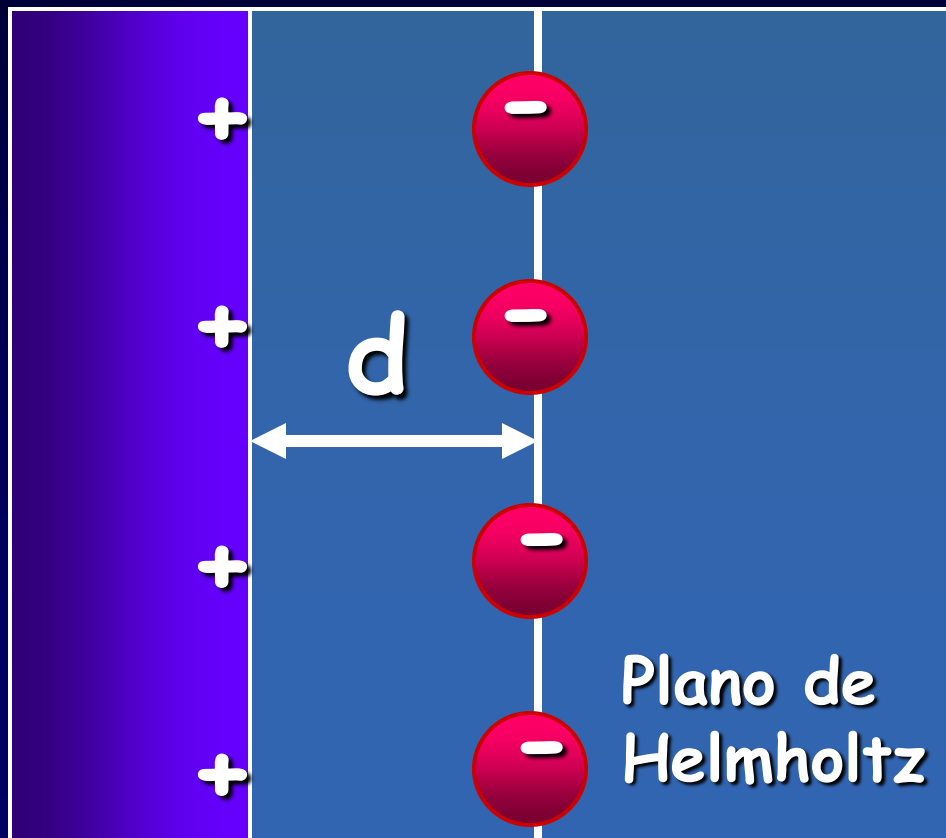
Modelo de Helmholtz-Perrin

Electrodo Disolución

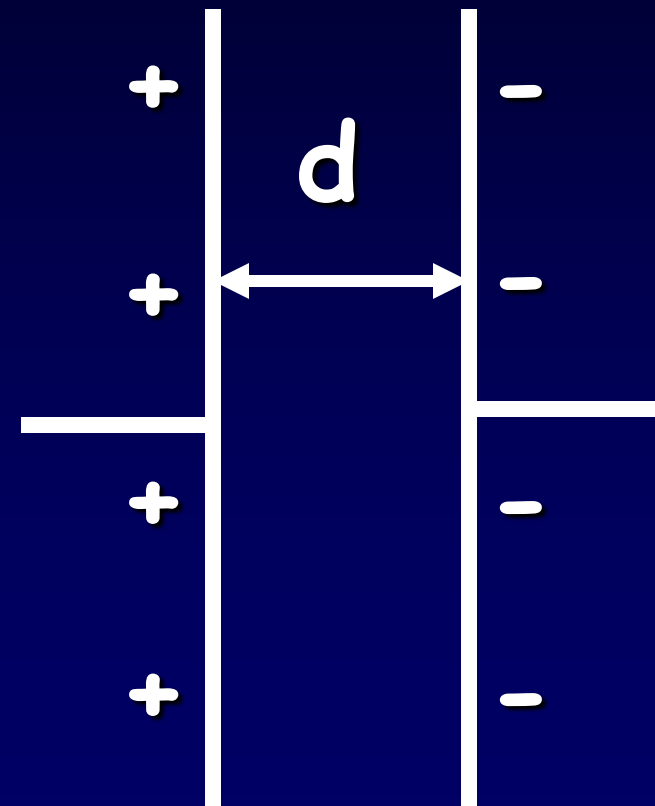


Modelo de Helmholtz-Perrin

Electrodo Disolución



≡

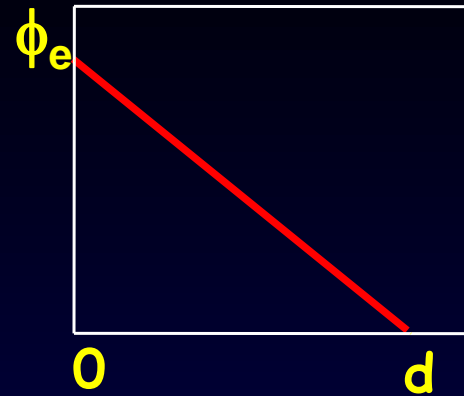


3. Estructura

$$\frac{d^2\phi(x)}{dx^2} = -\frac{\rho(x)}{\epsilon}$$

Ec. Poisson

$$\phi(x) = \phi_e \left(1 - \frac{x}{d}\right)$$



Teorema de Gauss

$$\sigma = -\epsilon \left(\frac{d\phi}{dx}\right)_{x=0} = \frac{\epsilon}{d} \phi_e$$

$$\int d\gamma = -\int \sigma d\phi_e$$

Ec. Lippmann

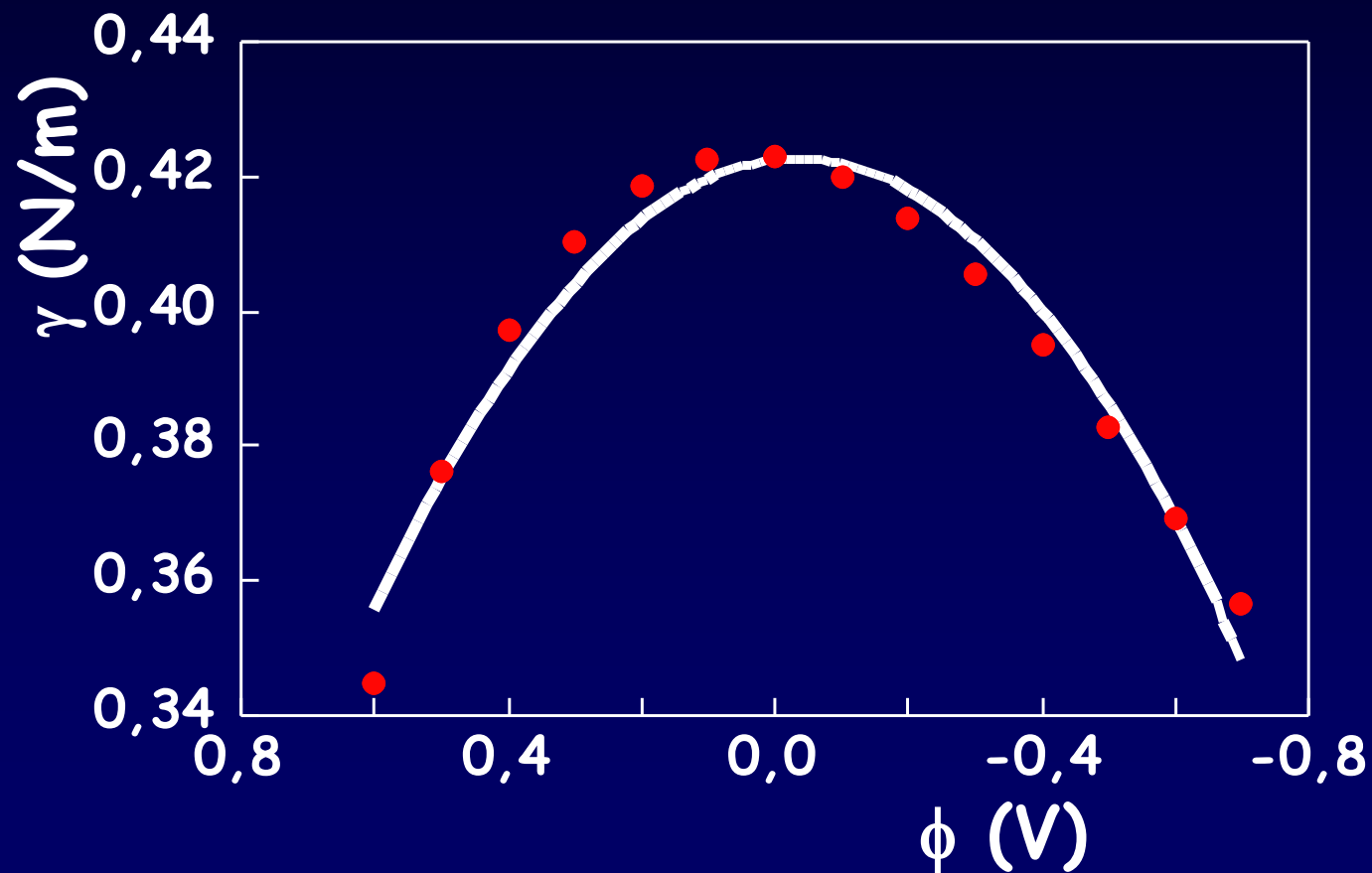
$$\left(\phi_e = 0 \rightarrow \sigma = 0 \rightarrow \gamma = \gamma^{\max}\right)$$

$$\gamma = -\frac{\epsilon}{2d} \phi_e^2 + cte$$

$$\gamma = \gamma^{\max} - \frac{\epsilon}{2d} \phi_e^2$$

3. Estructura

$$\gamma = \gamma^{\max} - \frac{\epsilon}{2d} \phi_e^2$$

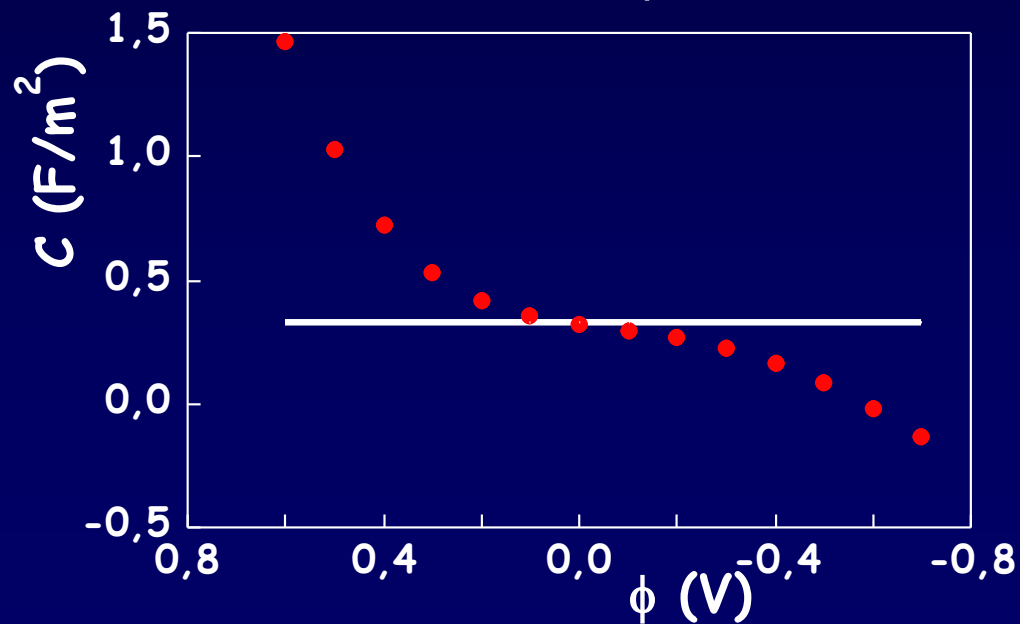
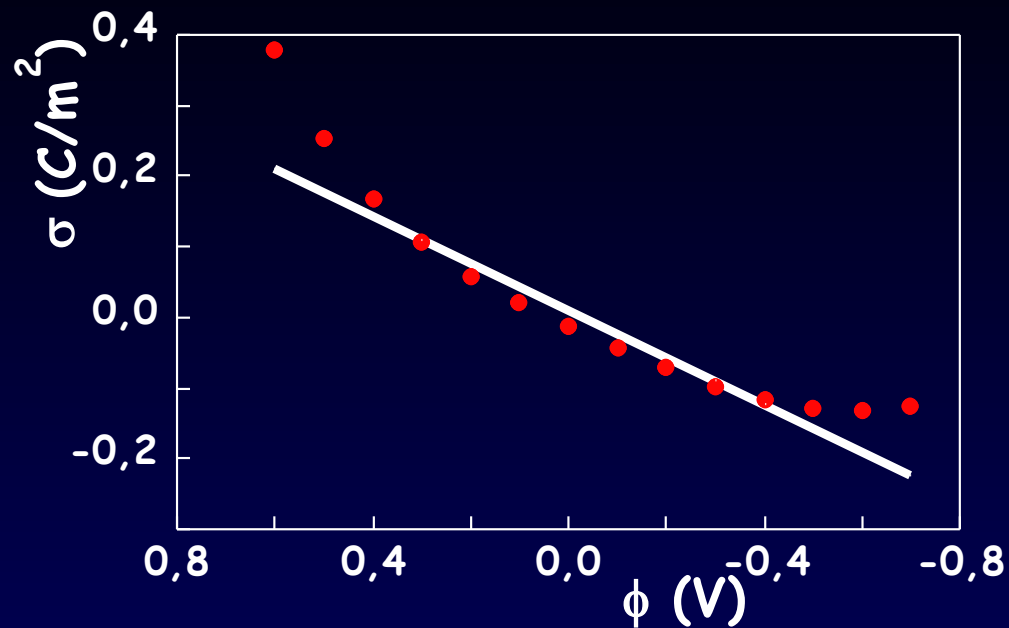


3. Estructura

$$\sigma = \frac{d\varepsilon}{d\phi_e} \phi_e$$



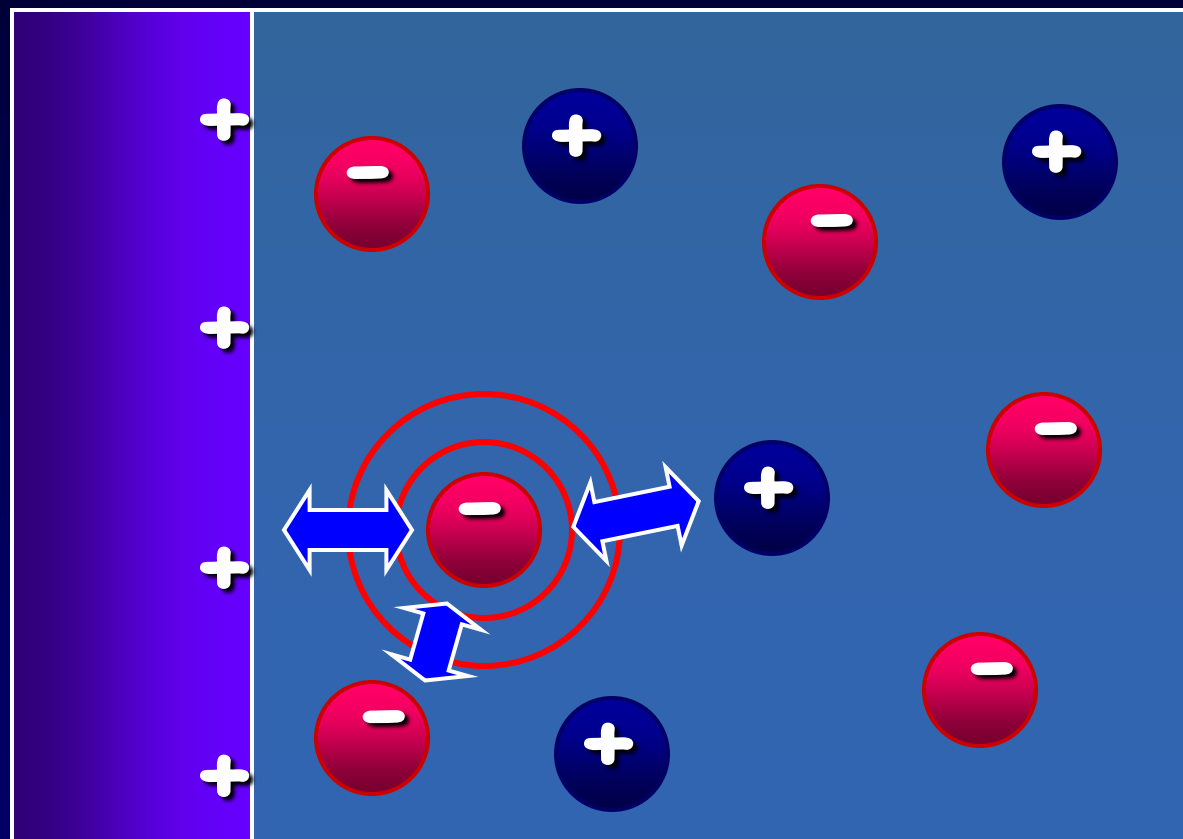
$$C = \left(\frac{d\sigma}{d\phi_e} \right) = \frac{d^2\varepsilon}{d\phi_e^2}$$



Modelo de Gouy-Chapman

Electrodo

Disolución



3. Estructura

$$\frac{d^2\phi}{dx^2} = -\frac{\rho(x)}{\epsilon}$$

Ecuación de Poisson

$$\rho(x) = \sum_i z_i F C_i(x)$$

Carga iónica

$$\frac{C_i(x)}{C_i^0} = \exp\left(-\frac{E_i(x) - E_i(x = \infty)}{RT}\right)$$

Distribución Boltzmann

$$= \exp\left(-\frac{z_i F \phi(x) - z_i F \phi(\infty)}{RT}\right) = \exp\left(-\frac{z_i F \phi(x)}{RT}\right)$$

$$\frac{d^2\phi}{dx^2} = -\frac{F}{\epsilon} \sum_i z_i C_i^0 \exp\left(-\frac{z_i F \phi(x)}{RT}\right)$$

Ecuación de Poisson-Boltzmann

3. Estructura

$$\frac{d^2\phi}{dx^2} = -\frac{F}{\varepsilon} \sum_i z_i C_i^0 \exp\left(-\frac{z_i F \phi(x)}{RT}\right)$$

Ecuación Poisson-Boltzmann

Si el campo eléctrico no es muy fuerte (aprox. de campo débil):

$$\exp\left(-\frac{z_i F \phi}{RT}\right) = \left(1 - \frac{z_i F \phi}{RT} + \dots\right) \approx 1 - \frac{z_i F \phi}{RT}$$

La ec. de Poisson-Boltzmann queda: **Vale 0, por electroneutralidad**

$$\frac{d^2\phi(x)}{dx^2} = -\frac{F}{\varepsilon} \sum_i z_i C_i^0 \left(1 - \frac{z_i F \phi}{RT}\right) = -\frac{F}{\varepsilon} \left[\sum_i z_i C_i^0 - \sum_i \frac{z_i^2 C_i^0 F \phi}{RT} \right]$$

La ec. de Poisson-Boltzmann linealizada bajo la aprox de campo débil es:

$$\frac{d^2\phi(x)}{dx^2} = \frac{F^2 \phi}{\varepsilon RT} \sum_i z_i^2 C_i^0$$



$$I = 1/2 \sum_i z_i^2 C_i^0$$

Fuerza iónica

$$\frac{d^2\phi(x)}{dx^2} = \frac{2IF^2\phi(x)}{\varepsilon RT}$$

3. Estructura

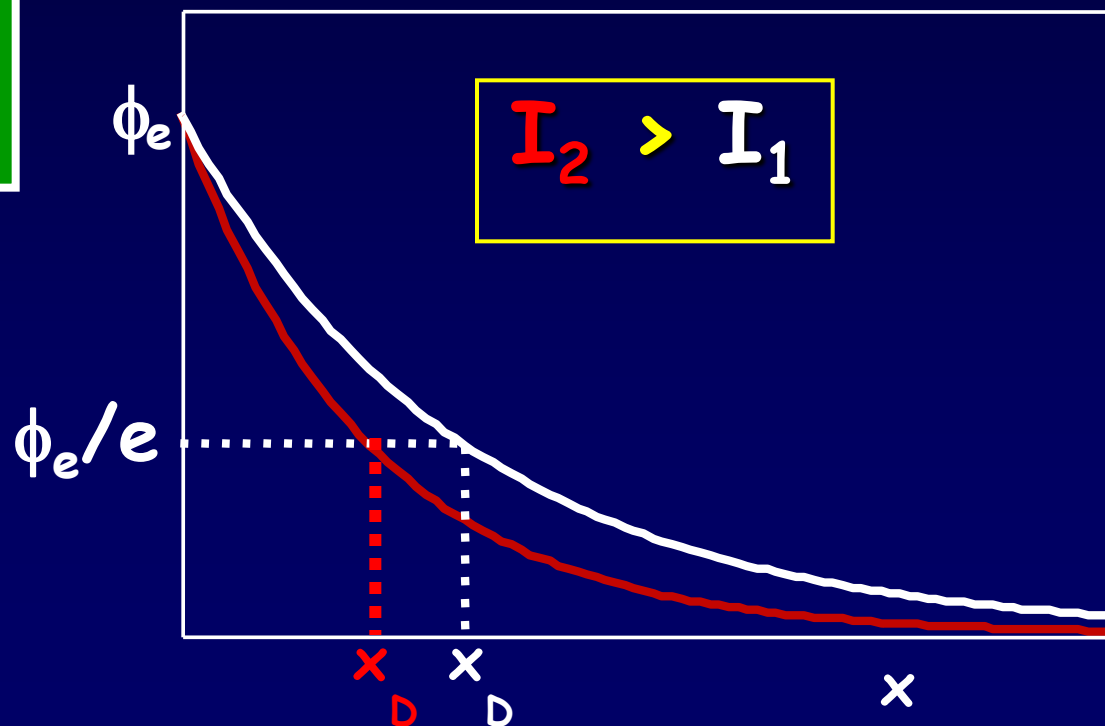
$$\frac{d^2\phi(x)}{dx^2} = \frac{2F^2\phi(x)}{\epsilon RT}$$



$$\frac{d^2\phi(x)}{dx^2} = \frac{\phi(x)}{x_D^2}$$
$$x_D = \left(\frac{\epsilon RT}{2F^2I}\right)^{1/2}$$



$$\phi(x) = \phi_e \exp\left(-\frac{x}{x_D}\right)$$



3. Estructura

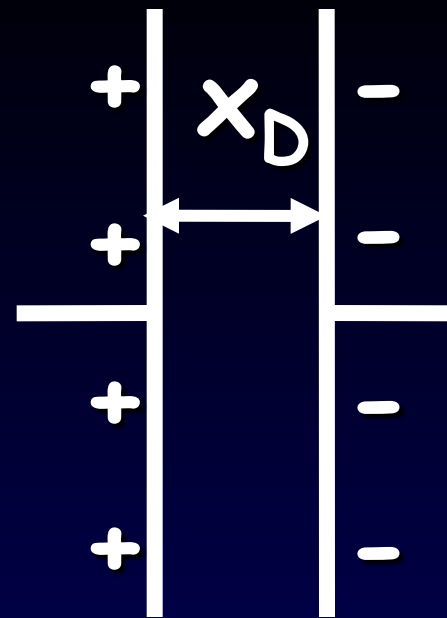
$$\phi(x) = \phi_e \exp\left(-\frac{x}{x_D}\right)$$

Aproximación Campo Débil

$$\sigma = -\varepsilon \left(\frac{d\phi}{dx} \right)_{x=0} = \frac{\varepsilon}{x_D} \phi_e$$

$$\gamma = \gamma^{\max} - \frac{\varepsilon}{2x_D} \phi_e^2$$

$$C = \left(\frac{d\sigma}{d\phi_e} \right) = \frac{\varepsilon}{x_D}$$



x_D (nm)

C (M)	1:1	1:2	2:2
0.0001	304	176	152
0.01	30,4	19,2	15,2
0.1	0,96	0,78	0,68

3. Estructura

Aproximación Campo Débil

$$\sigma = -\varepsilon \left(\frac{d\phi}{dx} \right)_{x=0} = \frac{\varepsilon}{x_D} \phi_e$$

$$\gamma = \gamma^{\max} - \frac{\varepsilon}{2x_D} \phi_e^2$$

$$C = \left(\frac{d\sigma}{d\phi_s} \right) = \frac{\varepsilon}{x_D}$$

Un solo Electrolito z-z

$$\sigma = \left(8RTC^0\varepsilon \right)^{1/2} \sinh\left(\frac{zF}{2RT} \phi_e \right)$$

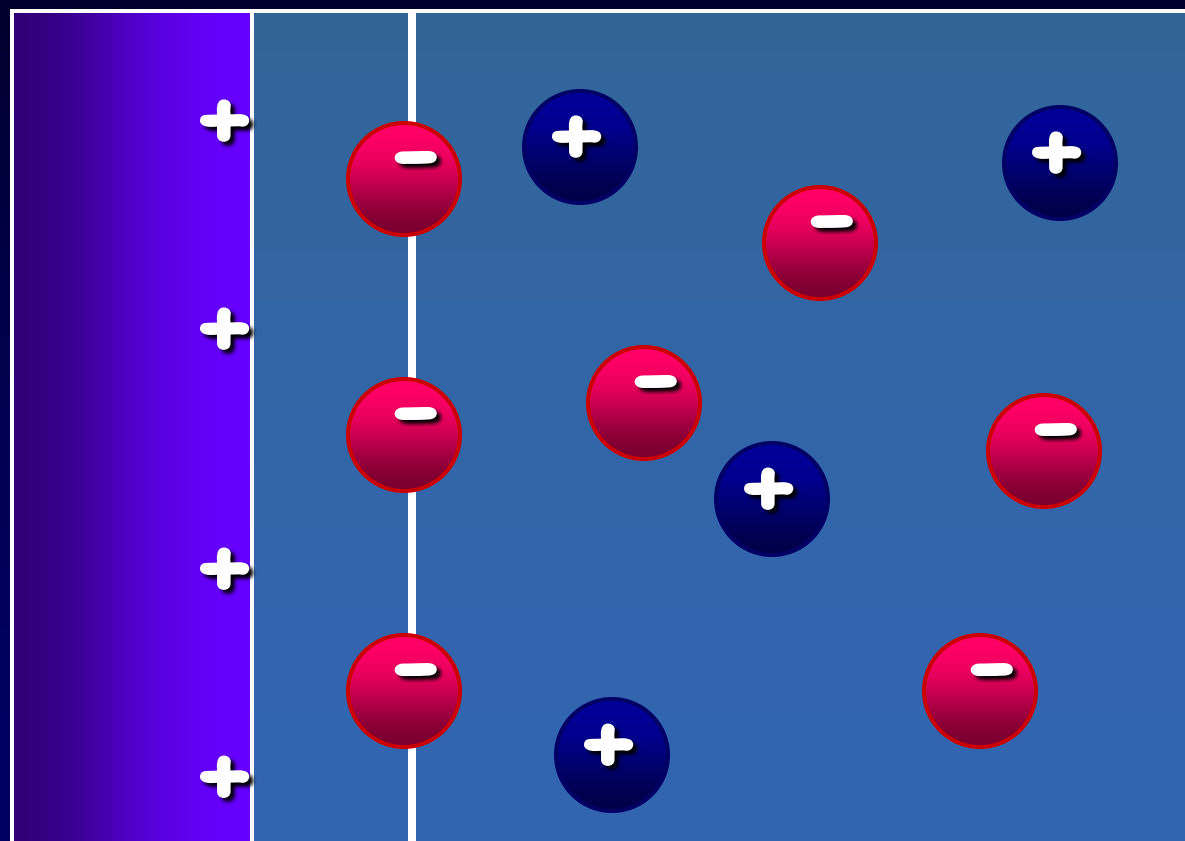
$$\gamma = \gamma^{\max} - \frac{8\varepsilon}{x_D} \left(\frac{RT}{zF} \right)^2 \sinh^2\left(\frac{zF}{4RT} \phi_e \right)$$

$$C = \frac{\varepsilon}{x_D} \cosh\left(\frac{zF}{2RT} \phi_e \right)$$

Modelo de Stern

Electrodo

Disolución



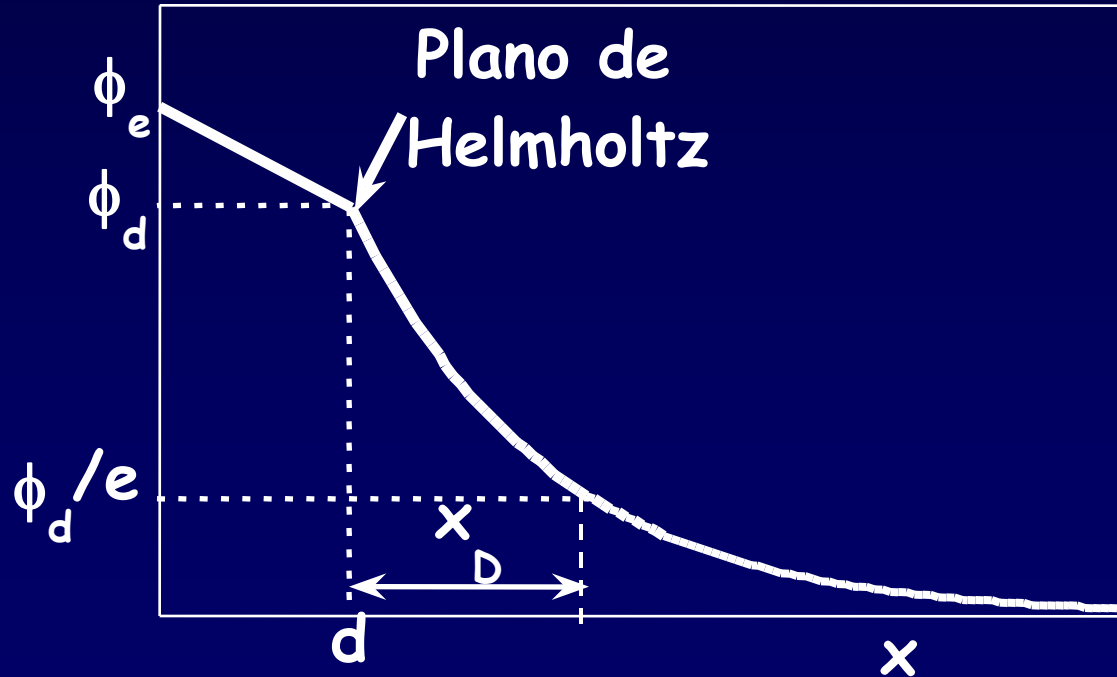
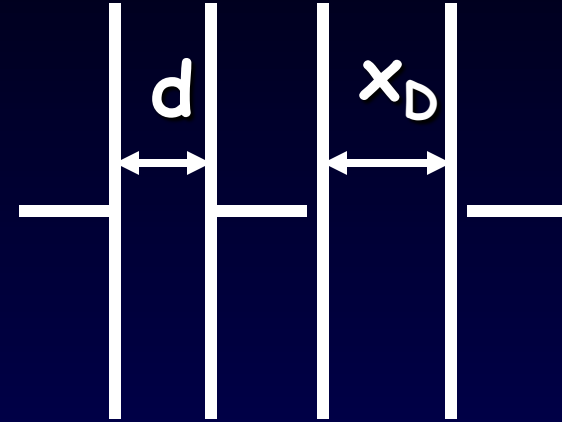
Capa Rígida

Capa Difusa

3. Estrutura

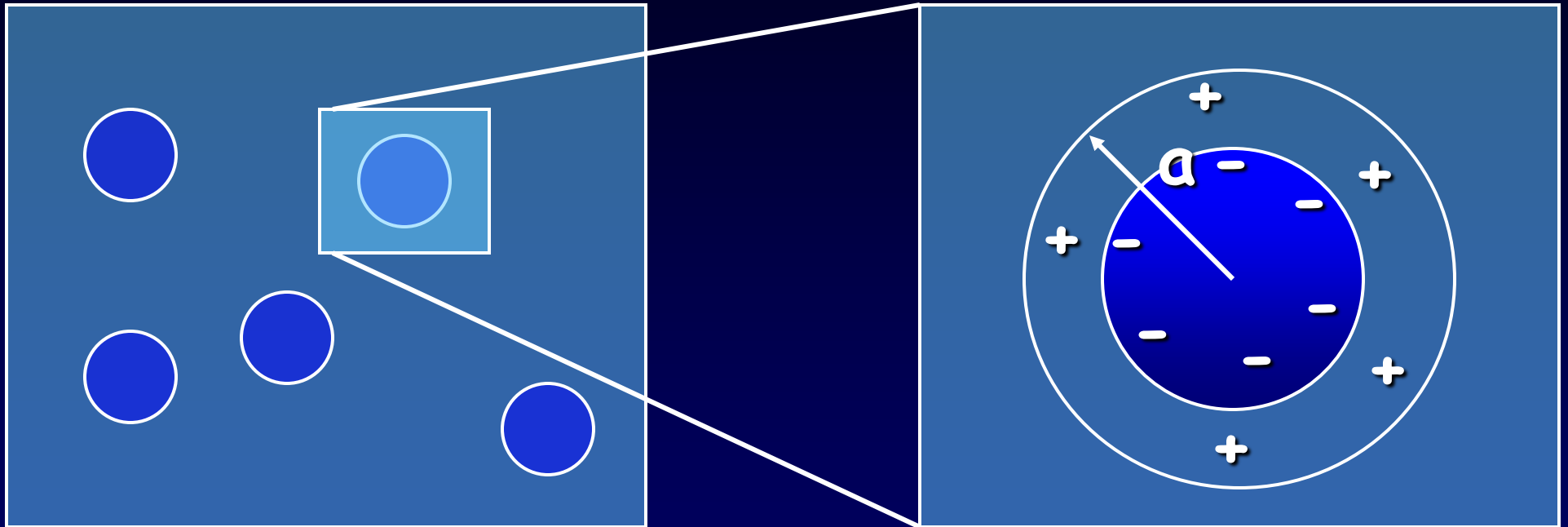
$$\phi(x) = \phi_e \left(1 - \frac{x}{d}\right) + \phi_d \left(\frac{x}{d}\right) \quad x < d$$

$$\phi(x) = \phi_d \exp\left(\frac{-x+d}{x_D}\right) \quad x > d$$



$$\frac{1}{C} = \frac{1}{C_H} + \frac{1}{C_G}$$

4. Doble Capa y Coloides

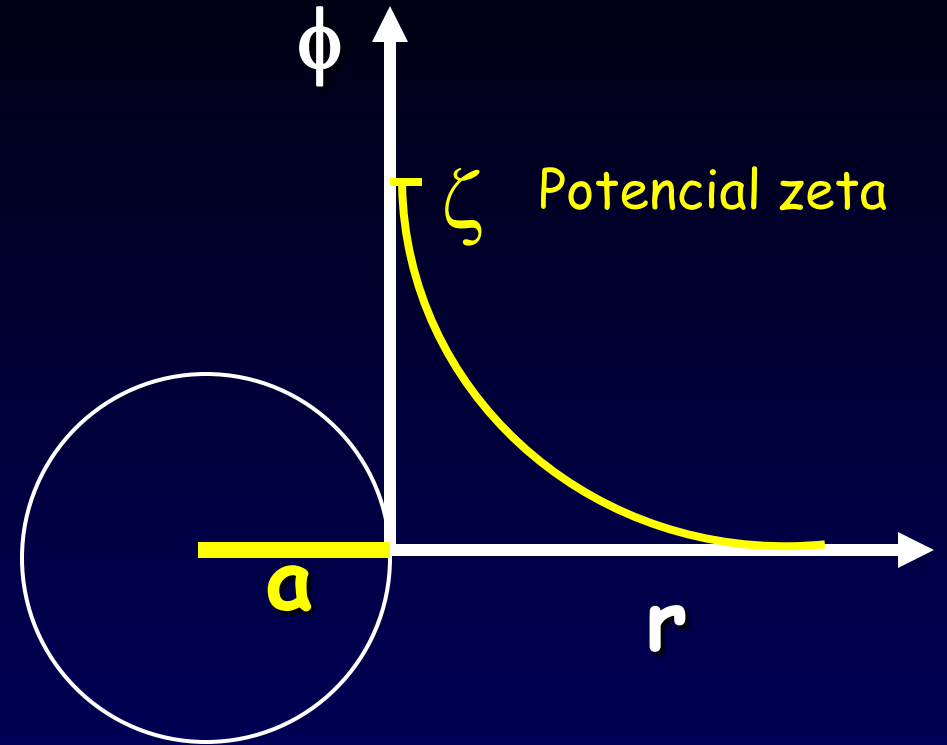


- Movilidad → Electroforesis
- Estabilidad → Coagulación

4. Coloides

$$\frac{1}{r^2} \frac{d}{dr} \left(r^2 \frac{d\phi(r)}{dr} \right) = \frac{\phi(r)}{\lambda_D^2}$$

$$\phi(r) = \zeta \left(\frac{a}{r} \right) \exp \left(\frac{a-r}{\lambda_D} \right)$$

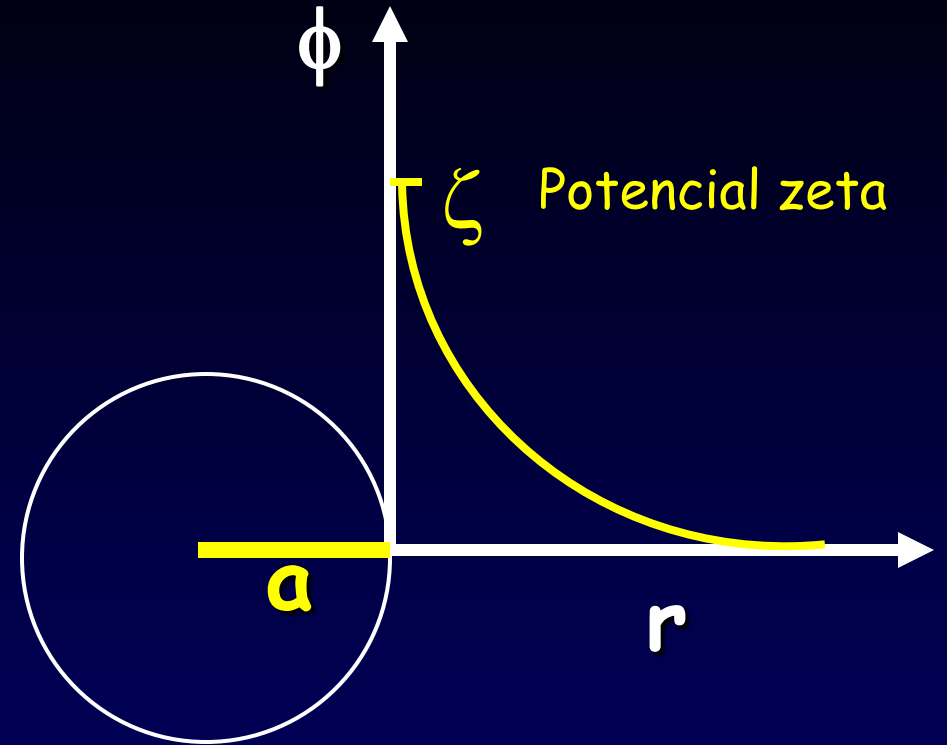


4. Coloides

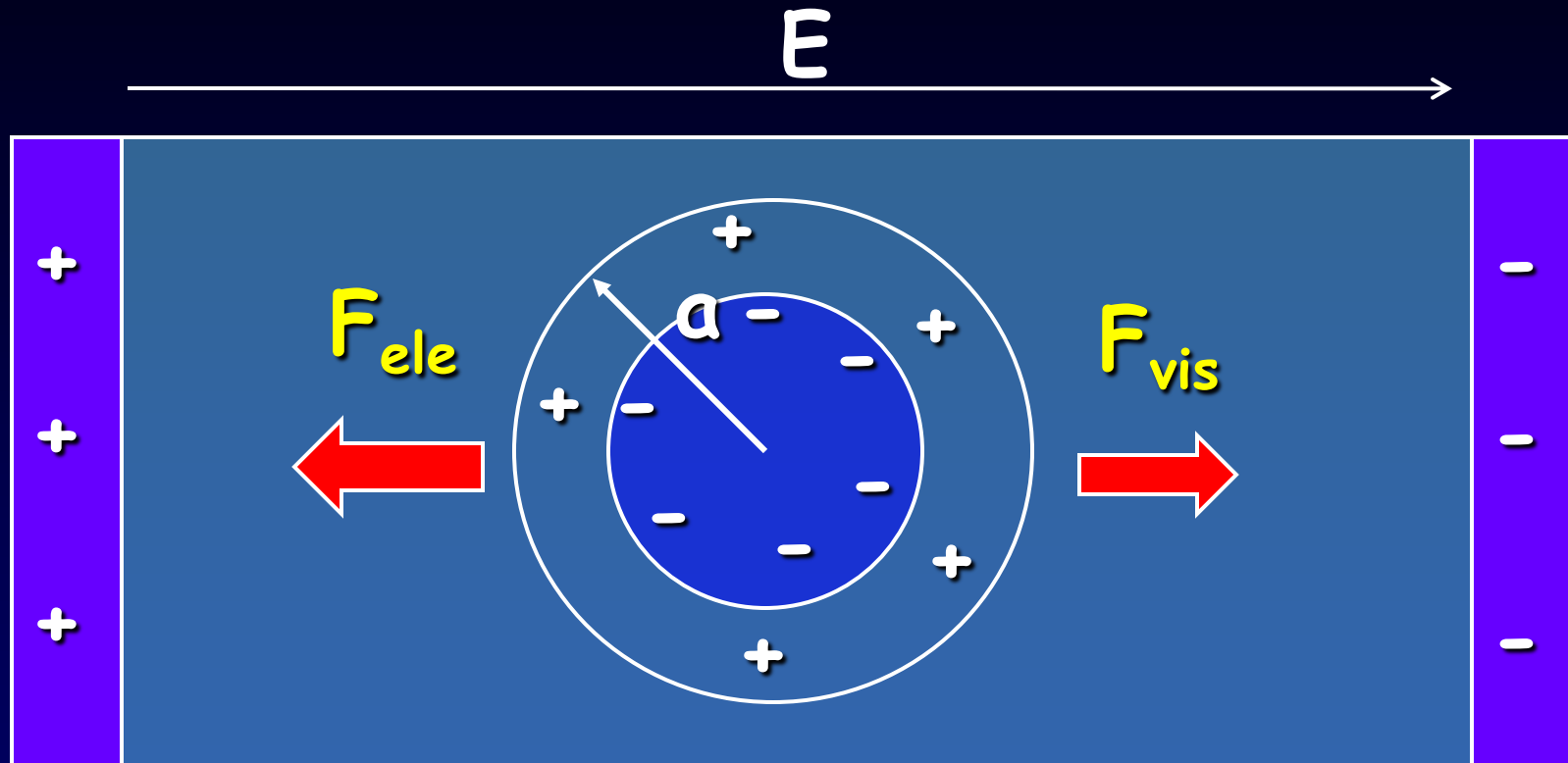
$$\frac{1}{r^2} \frac{d}{dr} \left(r^2 \frac{d\phi(r)}{dr} \right) = \frac{\phi(r)}{x_D^2}$$

$$\phi(r) = \zeta \left(\frac{a}{r} \right) \exp \left(\frac{a-r}{x_D} \right)$$

$$\sigma = -\varepsilon \left(\frac{d\phi(r)}{dr} \right)_{r=a} = \frac{\varepsilon \zeta}{a} \left(1 + \frac{a}{x_D} \right)$$



Electroforesis



Régimen estacionario

$$F_{ele} = F_{vis}$$



Velocidad cte

Se define la movilidad electroforética (u) como el cociente v/E

4. Coloides

$$F_{ele} = qE = (\sigma A)E = 4\pi a^2 E \frac{\epsilon \zeta}{a} \left(1 + \frac{a}{x_D} \right)$$

$$F_{vis} = 6\pi a \eta v$$

$$F_{ele} = F_{vis}$$

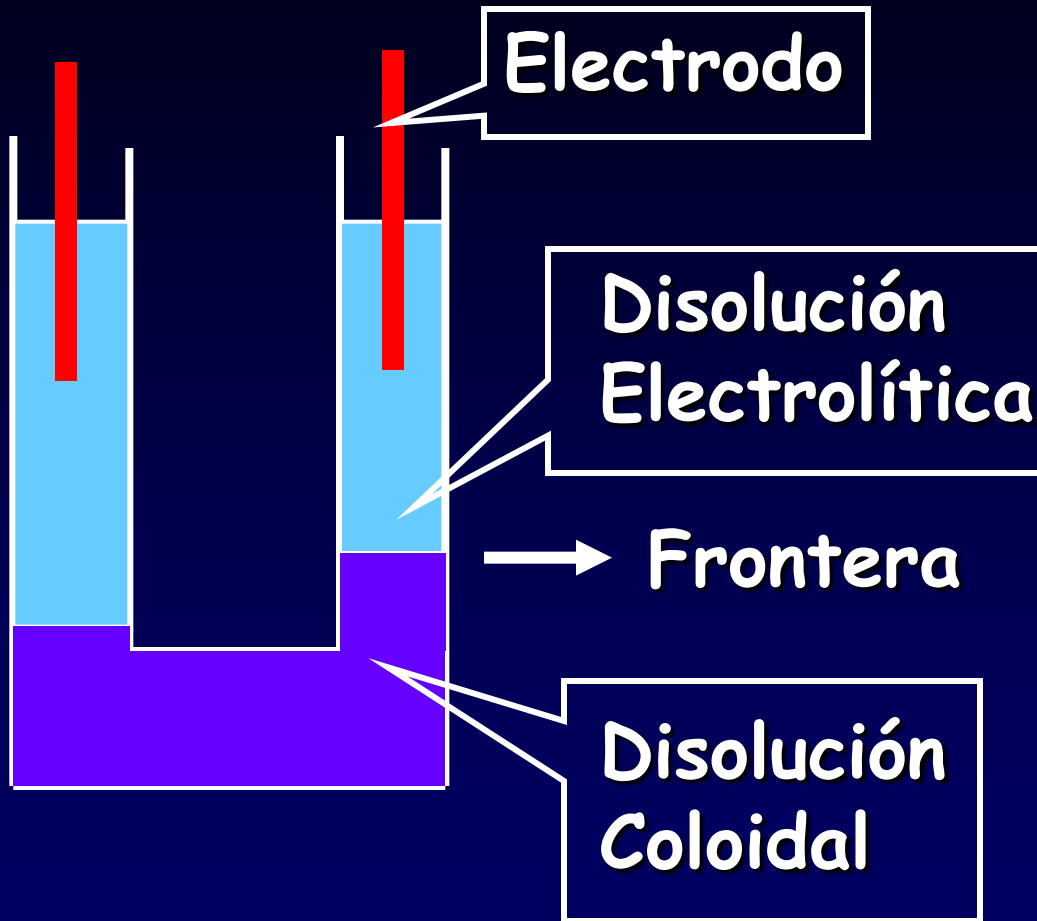
$$u = \frac{v}{E}$$

$$u = \frac{2}{3} \left(1 + \frac{a}{x_D} \right) \frac{\epsilon \zeta}{\eta}$$

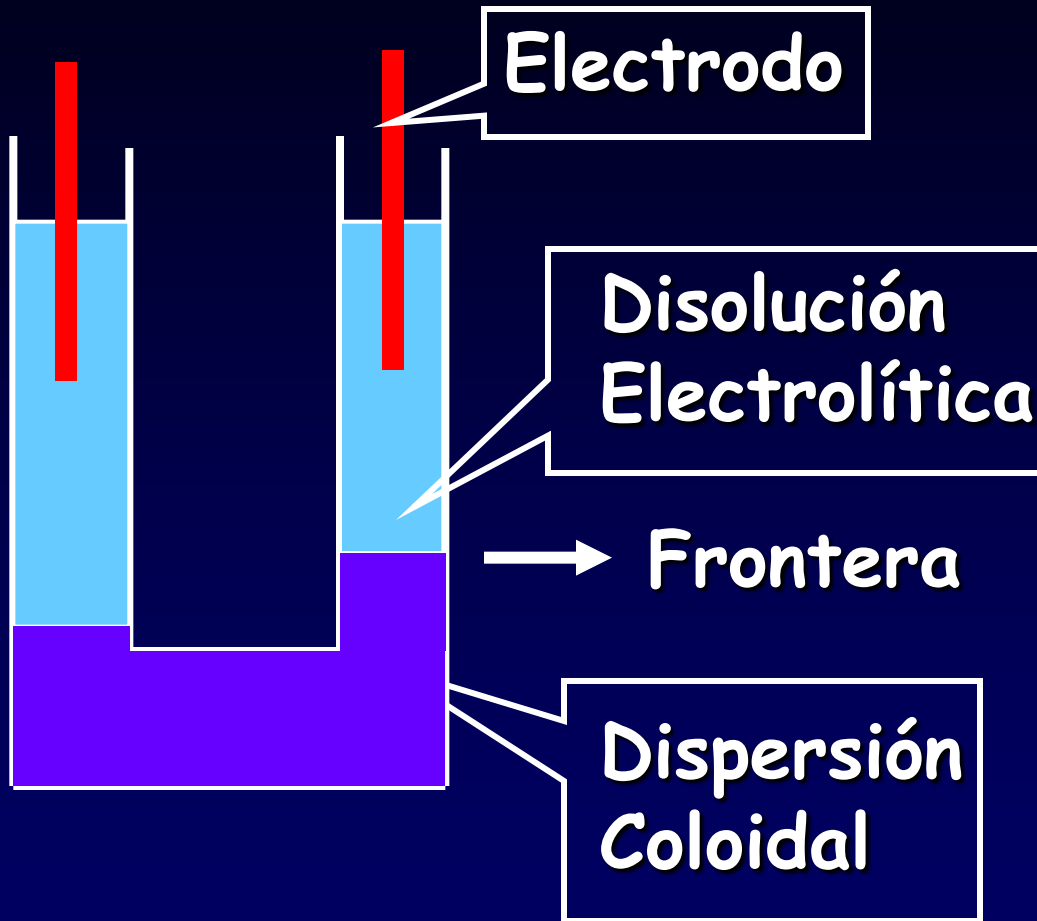
$$u = f \frac{\epsilon \zeta}{\eta}$$

Ecuación de la
Movilidad
Electroforética

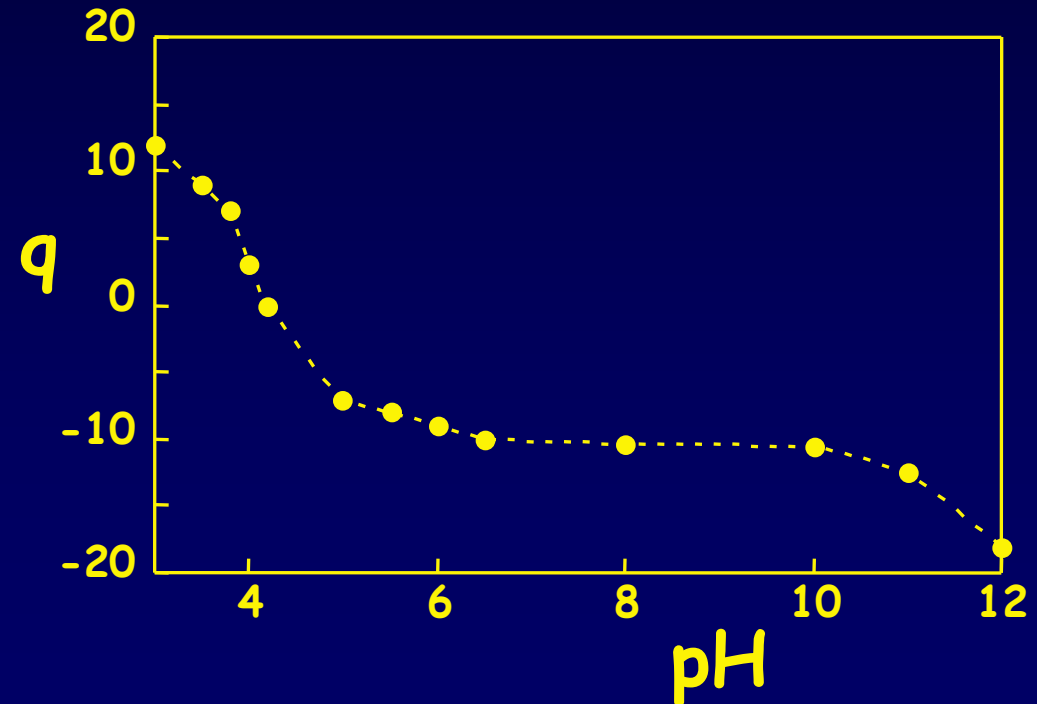
Electroforesis Práctica



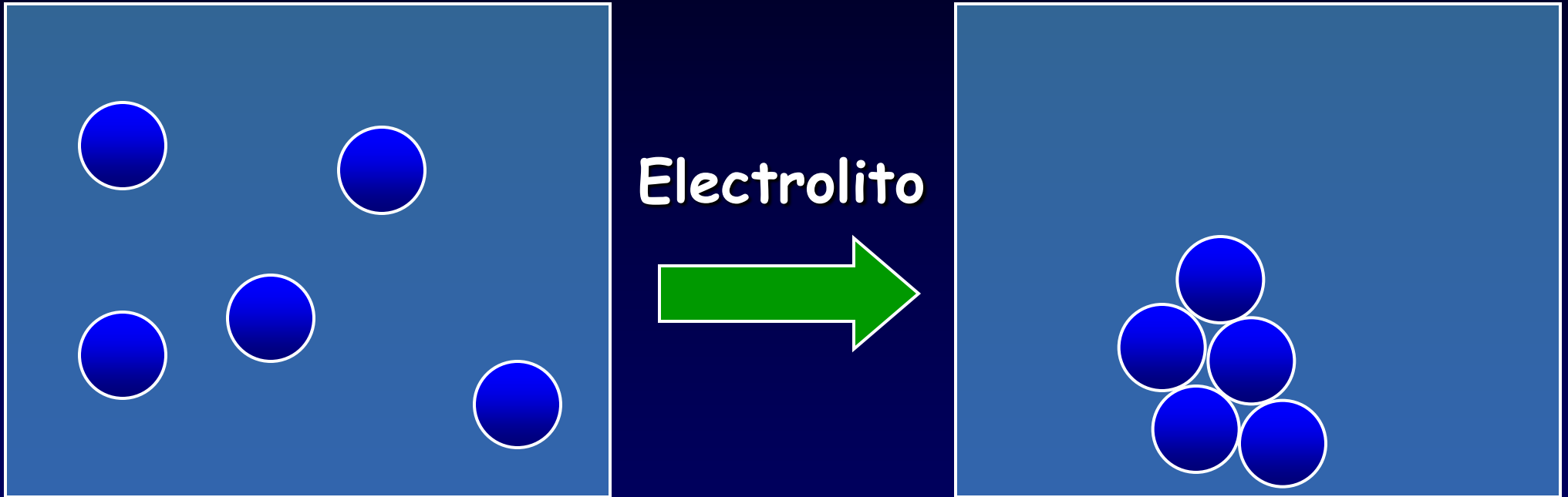
Electroforesis Práctica



$$u \Rightarrow \zeta \Rightarrow q$$



Estabilidad Dispersiones Coloides



$$U = U_{\text{ele}} + U_{\text{dis}} + U_{\text{rep}}$$

4. Coloides

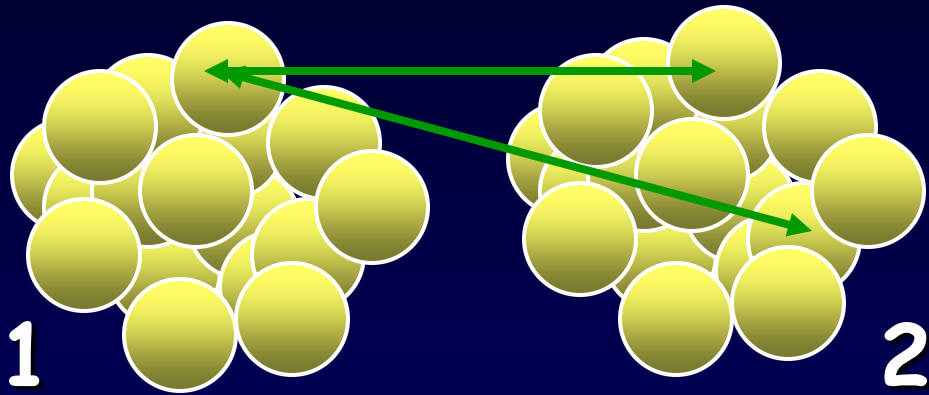


$$U_{\text{dis}} = -\frac{C_{ij}}{r_{ij}^6}$$

4. Coloides



$$U_{\text{dis}} = -\frac{C_{ij}}{r_{ij}^6}$$

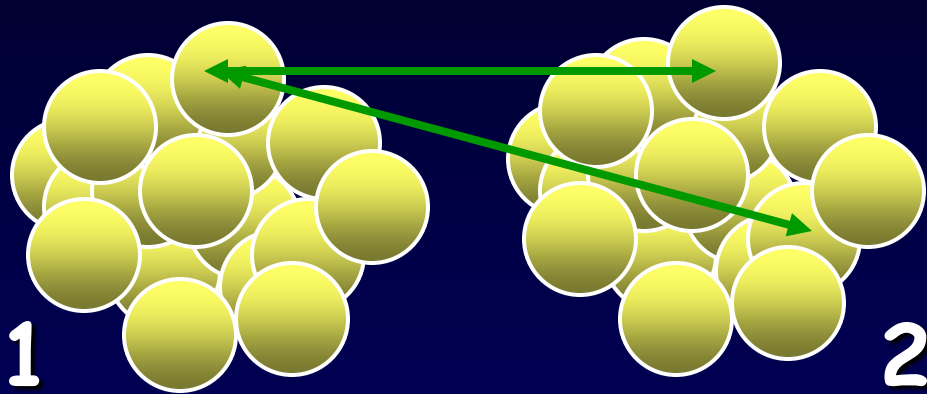


$$U_{\text{dis}} = -\sum_{i \in 1} \sum_{j \in 2} \frac{C_{ij}}{r_{ij}^6}$$

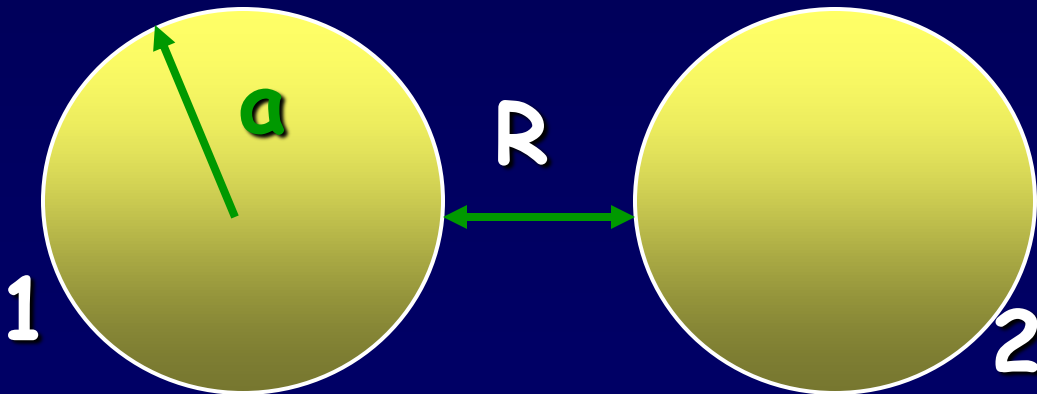
4. Coloides



$$U_{\text{dis}} = -\frac{C_{ij}}{r_{ij}^6}$$



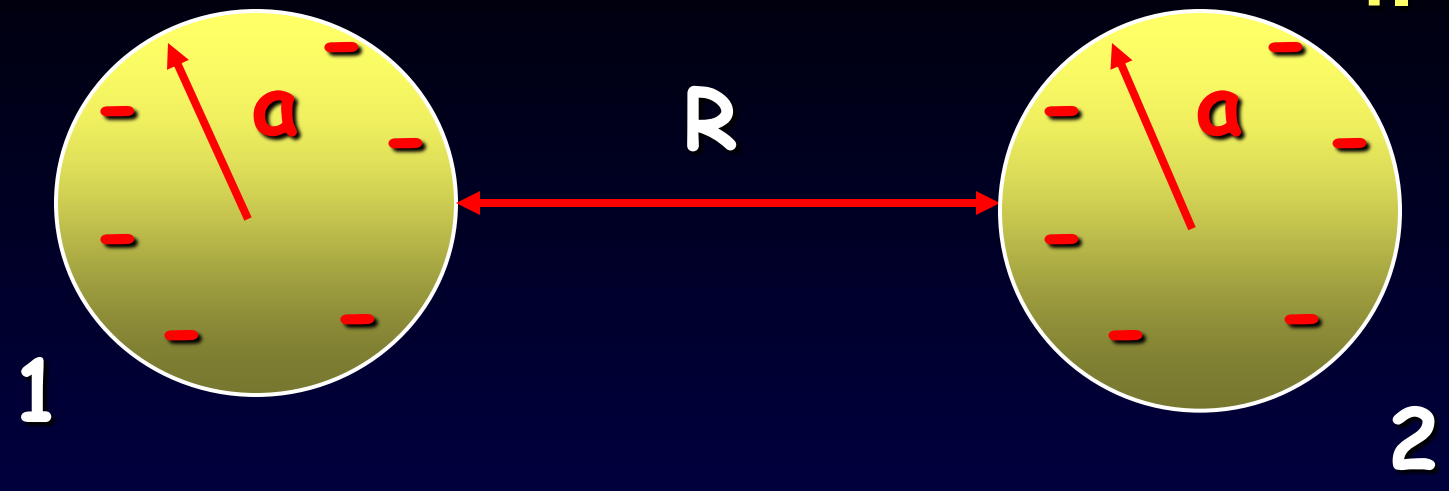
$$U_{\text{dis}} = -\sum_{i \in 1} \sum_{j \in 2} \frac{C_{ij}}{r_{ij}^6}$$



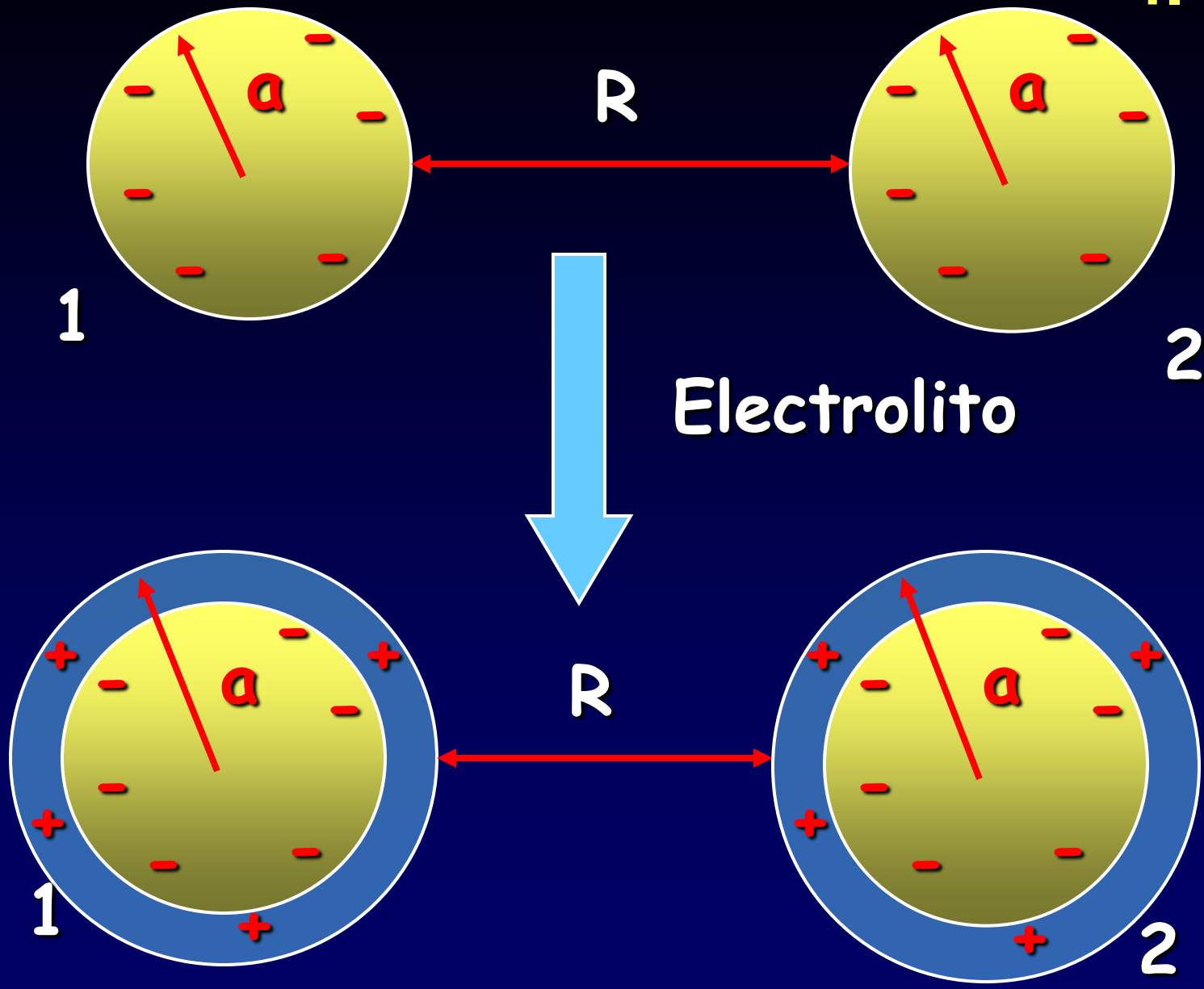
$$U_{\text{dis}} = -C\rho^2 \int_{\tau_1} d\tau(1) \left[\int_{\tau_2} \frac{d\tau(2)}{r^6} \right] =$$

$$= -\frac{A}{12} \left[\frac{8a^2(R+a)}{R(R+2a)^2} + 2\text{Ln} \left(\frac{R(R+4a)}{(R+2a)^2} \right) \right]$$

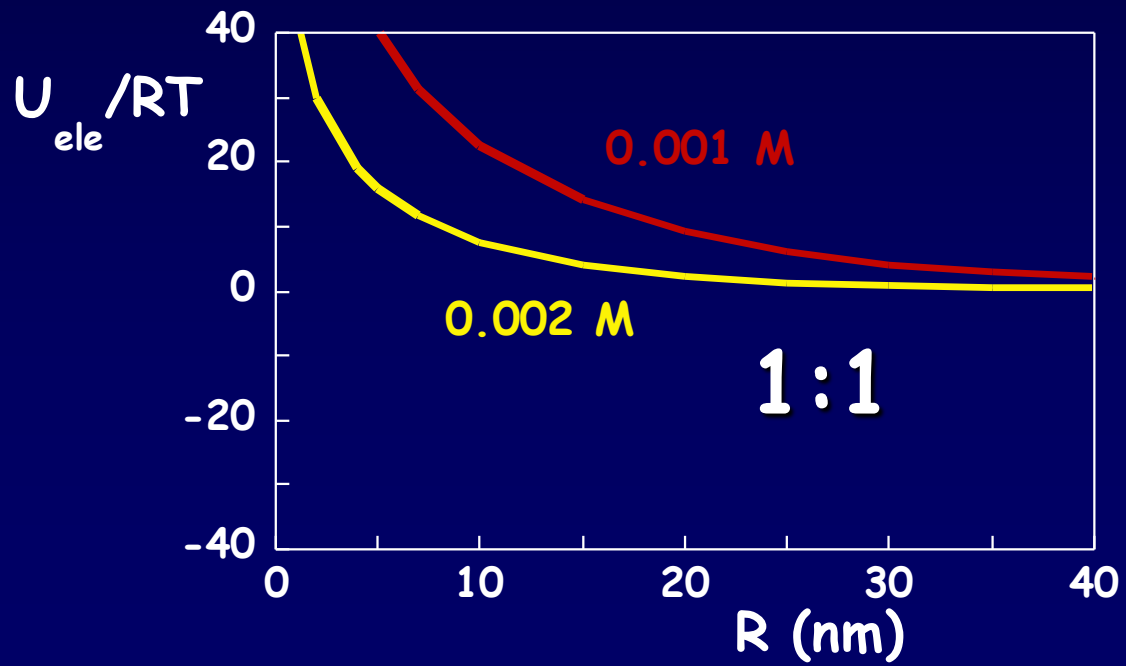
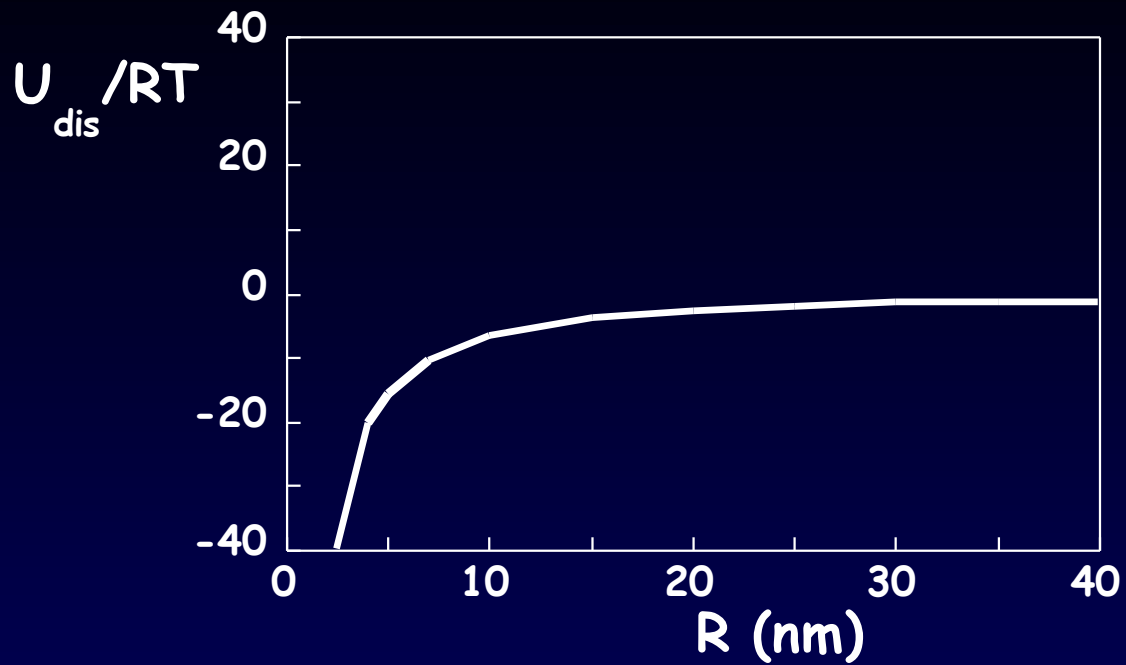
4. Coloides



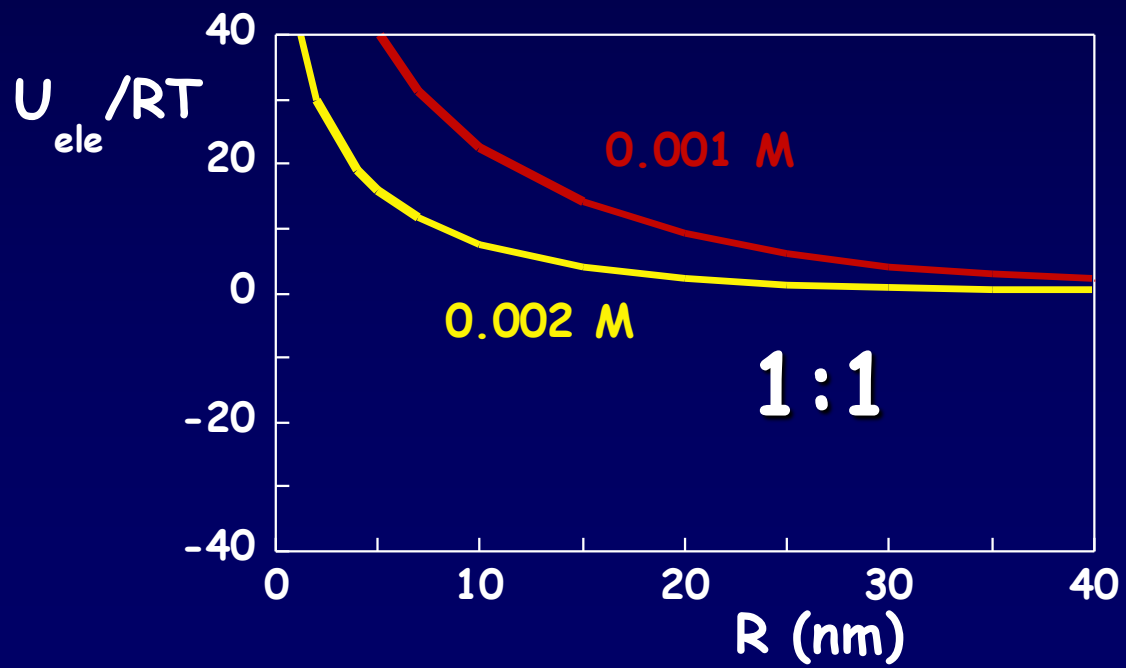
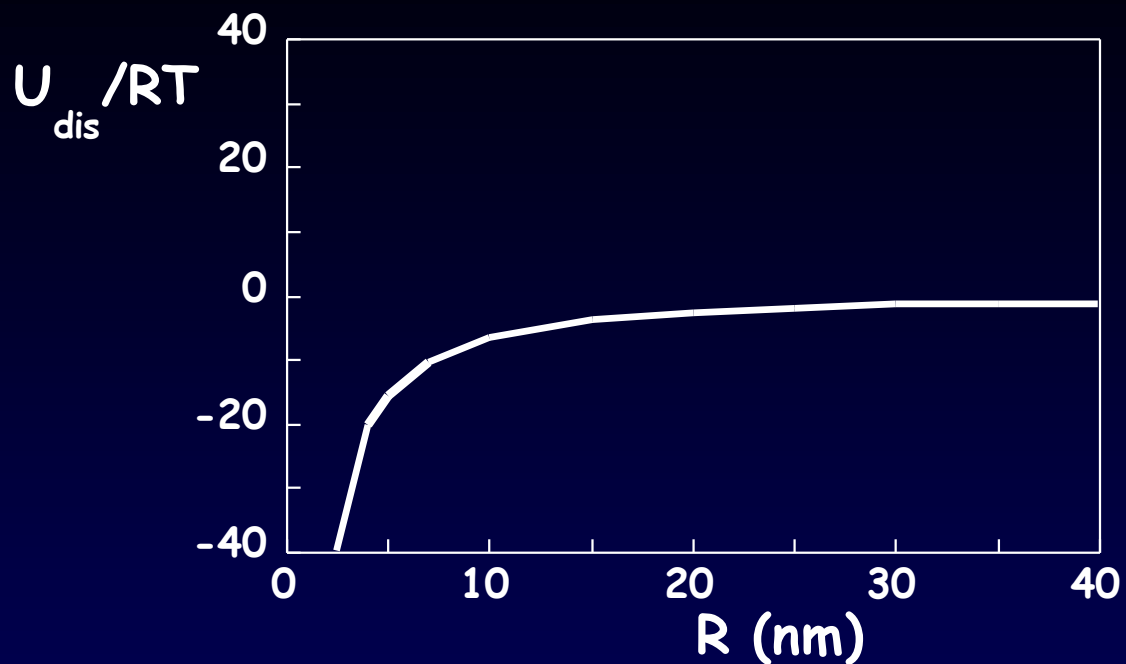
4. Coloides



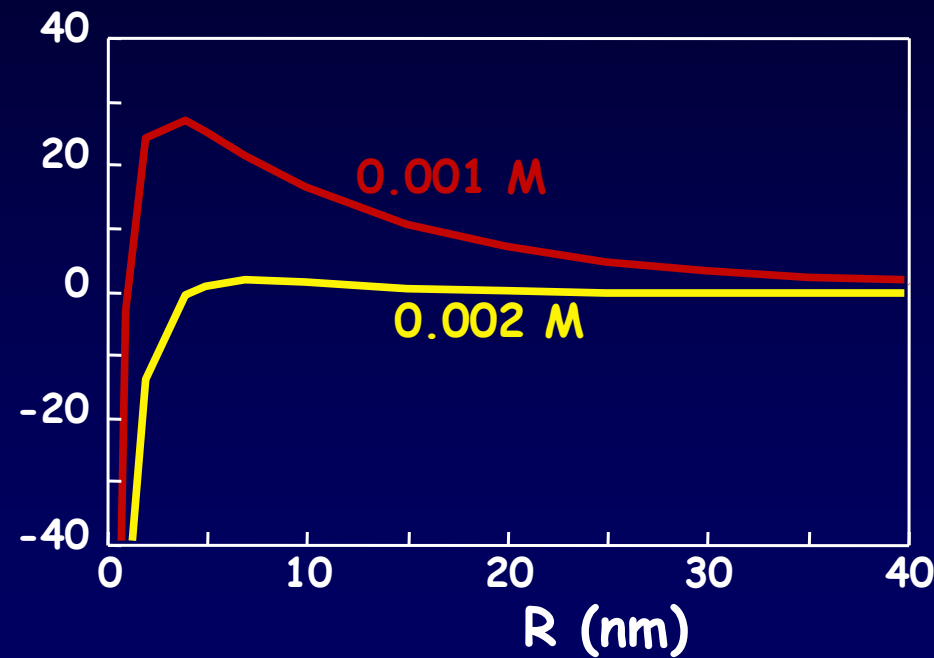
4. Coloides



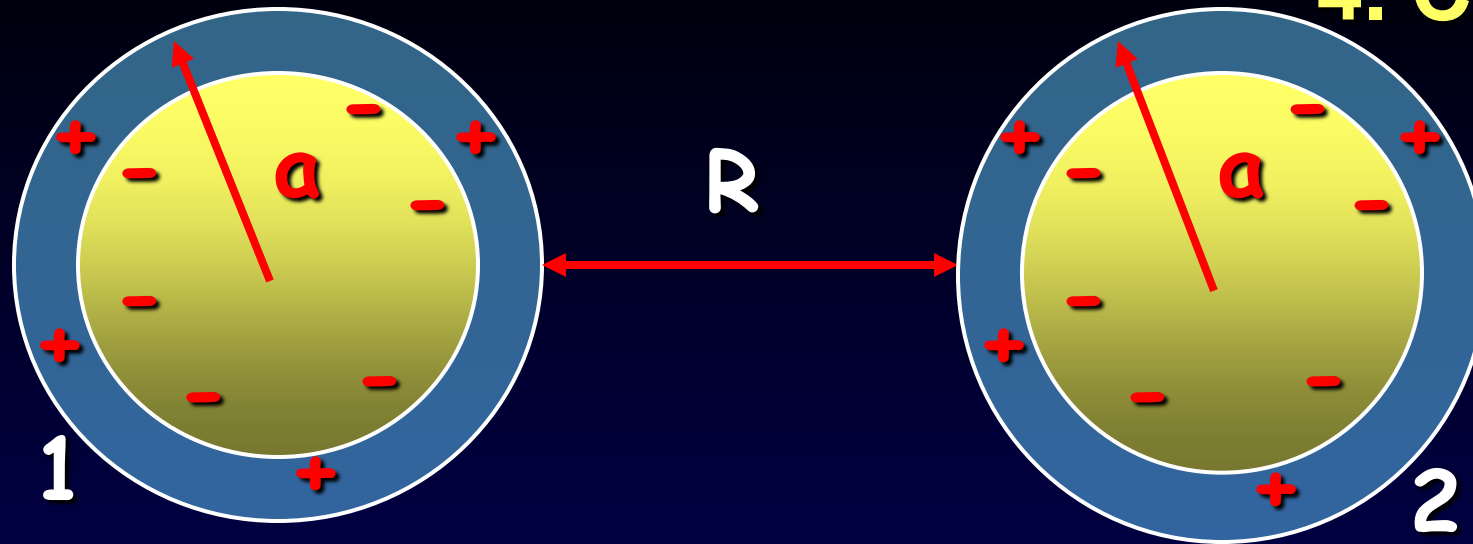
4. Coloides



$$U = U_{dis} + U_{ele}$$



4. Colloides



$$U_{ele} = \int_{\tau_2} \phi_1(\mathbf{r}) \rho_2(\mathbf{r}) d\tau_2 = \int_{S_2} \phi_1(\mathbf{r}) \sigma_2 dS_2$$

$$U_{ele} = - \frac{2\pi a^3}{\left(1 + \frac{a}{x_D}\right)^2} \frac{\sigma^2}{\epsilon} \text{Ln} \left[1 - \exp\left(-\frac{R}{x_D}\right) \right] \quad (a \gg x_D)$$