

EVALUATION OF DEGREE STUDIES.

(Graduate student survey)

 Year of completion **2019-2020**

 ESTUDY: **1100**

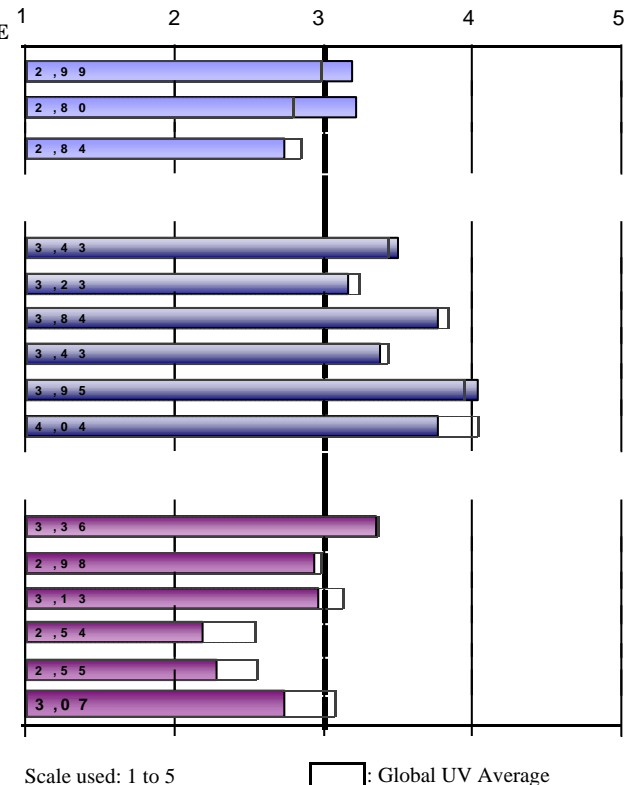
GRADUADO EN BIOLOGÍA

Gender	Male	13	43,33%
	Female	17	56,67%
The qualification that I have completed was my first choice in my application to the University?	Yes	25	80,65%
	No	6	19,35%
Usual status during studies	Full-time student	30	96,77%
	Part-time student	1	3,23%

In the future, do you intend to pursue further studies?	Yes	26	83,87%
	No	5	16,13%
	Frequency Response		
What kind of studies?	Degree	1	3,85%
	Master's degree	25	96,15%
	Doctorate	0	0,00%
Main reason			
Specialisation	17	65,38%	
Employability	7	26,92%	
Career development	1	3,85%	
Others	1	3,85%	

TRAINING PROCESS / CURRICULUM

	N/C	1	2	3	4	5	AVERAGE
1. I think that the curriculum has a coherent structure and a good timing	0	4	2	14	6	5	3,19
2. I believe that the curriculum combines theoretical and practical knowledge adequately	0	1	7	11	8	4	3,23
3. I think that the competences developed in my qualification adequately qualify me for professional practice	1	4	11	6	7	2	2,73
<i>Average of section</i>							3,05

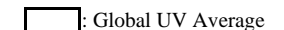

DEVELOPMENT OF COMPETENCES DURING YOUR STUDIES AT UNIVERSITY

	N/C	1	2	3	4	5	AVERAGE
4. I have gained knowledge and theoretical and practical understanding in my field of study	1	1	2	13	9	5	3,50
5. I am able to apply the knowledge gained to professional practice in my field of study	1	2	6	11	7	4	3,17
6. I am capable of gathering and interpreting data and information in my field of study	1	1	3	5	14	7	3,77
7. I am able to solve problems in complex situations in my field of study	0	1	3	13	11	3	3,39
8. I am able to communicate clearly and accurately	0	1	1	5	13	11	4,03
9. I am able to identify my educational needs and to organise my learning adequately	1	2	2	4	15	7	3,77
<i>Average of section</i>							3,60

DEVELOPMENT OF TEACHING

	N/C	1	2	3	4	5	AVERAGE
10. The content included in the course guides was covered as planned	0	3	2	12	9	5	3,35
11. The methodologies used in the different modules were suited to the competences required in the qualification a	1	4	7	8	9	2	2,93
12. Overall, I think that the assessment process was suited to the competences taught in the qualification	0	3	7	9	12	0	2,97
13. I received enough information about career opportunities related to my qualification	0	12	6	9	3	1	2,19
14. I felt guided and well advised throughout the development of my studies	0	12	6	5	8	0	2,29
15. The information published on the website was helpful	4	5	8	6	5	3	2,74
<i>Average of section</i>							2,75

Scale used: 1 to 5

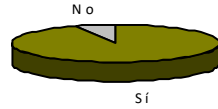


EVALUATION OF DEGREE STUDIES.
(Graduate student survey)

 Year of completion **2019-2020**

 ESTUDY: **1100**
GRADUADO EN BIOLOGÍA
EXTERNAL INTERNSHIPS

16. Did you carry out external internships during your degree studies?	Yes	29	93,55%
	No	2	6,45%



	Frequency Response					AVERAGE	1	2	3	4	5
	N/C	1	2	3	4						
<i>Only those who have answered "</i>											
17. Internships were consistent with the professional profiles of my qualification	1	2	0	5	9	12	4,04				
18. I believe that the internships helped me improve my training	0	3	1	3	8	14	4,00				
19. The organisation and management of the internships was adequate	0	3	3	7	5	11	3,62				
Indicates your level of satisfaction with:											
20. My academic tutor	0	3	2	3	7	14	3,93				
21. My tutor at the host company or institution	0	4	2	1	1	21	4,14				
22. My internships	0	1	4	3	8	13	3,97				
<i>Average of section</i>						3,95	Scale used: 1 to 5 : Global UV Average				

EVALUATION OF DEGREE STUDIES.

(Graduate student survey)

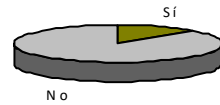
 Year of completion **2019-2020**

 ESTUDY: **1100**

GRADUADO EN BIOLOGÍA

MOBILITY PROGRAMMES: ERASMUS, SICUE/SENECA, INTERNATIONAL PROGRAMME OR OTHERS

23. Did you participate in any mobility programme during your degree studies?	Yes	4	12,90%
	No	27	87,10%


Only those who have answered "
24. What mobility program you participated?

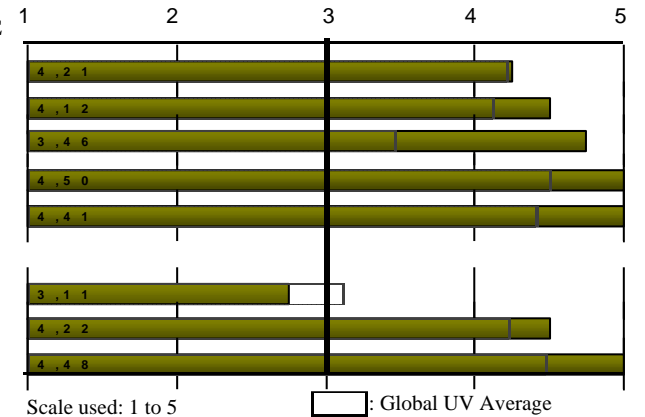
Erasmus	3	75,00%
SICUE/Séneca	1	25,00%
Programa internacional	0	0,00%
Another	0	0,00%

25. I believe that the academic level at the host university was suitable	0	0	1	0	0	3	4,25
26. I think that the academic recognition of my study period in the host country was adequate	0	0	0	0	2	2	4,50
27. Attention and information received from the University of Valencia before, during and after my mobility period	0	0	0	0	1	3	4,75
28. This mobility period helped me improve my language skills	1	0	0	0	0	3	5,00
29. I believe that a mobility period is useful for the work/professional environment after studies	0	0	0	0	0	4	5,00

Indicates your level of satisfaction with:

30. The financial aid received	0	1	0	2	1	0	2,75
31. The teaching staff at the host university	0	0	0	1	0	3	4,50
32. The mobility period that I spent at another university	0	0	0	0	0	4	5,00

Frequency Response							
Strongly disagree....Strongly agree							
N/C	1	2	3	4	5	AVERAGE	
0	0	1	0	0	3	4,25	
0	0	0	0	2	2	4,50	
0	0	0	0	1	3	4,75	
1	0	0	0	0	3	5,00	
0	0	0	0	0	4	5,00	
Strongly dissatisfied...Strongly satisfied							
0	1	0	2	1	0	2,75	
0	0	0	1	0	3	4,50	
0	0	0	0	0	4	5,00	
<i>Average of section</i>						4,45	



EVALUATION OF DEGREE STUDIES.

(Graduate student survey)

 Year of completion **2019-2020**

 ESTUDY: **1100**

GRADUADO EN BIOLOGÍA

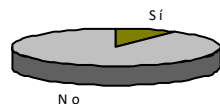
DEGREE FINAL PROJECT

33. The objectives of the degree final project were made clear from the beginning	0	3	3	4	11	10	3,71
34. Requirements and assessment criteria for the degree final project were suitable and published in advance	0	1	1	5	14	10	4,00
35. The mark assigned to my degree final project was suited to the requirements	2	2	0	4	12	11	4,03

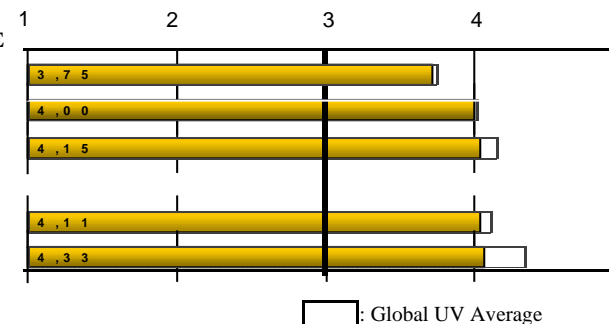
Indicates your level of satisfaction with:

36. My tutor for the degree final project	0	4	3	0	5	19	4,03
37. The degree final project that I carried out	0	1	2	6	7	15	4,06

38. Do you have a job?	Yes	3	9,68%
	No	28	90,32%



Frequency Response							
Strongly disagree....Strongly agree							
N/C	1	2	3	4	5	AVERAGE	
0	3	3	4	11	10	3,71	
0	1	1	5	14	10	4,00	
2	2	0	4	12	11	4,03	
Average of section							3,97


EXPECTATIONS AND OCCUPATION

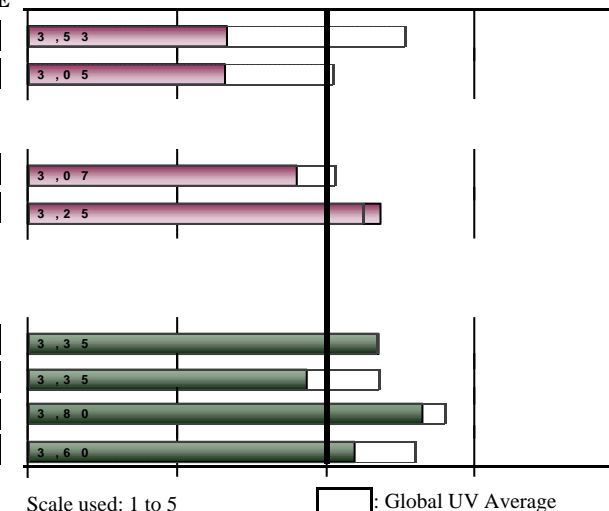
If so, I believe that given the current labour market situation, the qualification that I have studied will allow me:

39. (If Yes) To find a better job than the one that I have now	0	0	2	1	0	0	2,33
40. (If Not) To find the type of job for which I have prepared	3	5	11	6	2	1	2,32

Indicate to what extent the answer that you gave to the previous question is due to the following factors:

41. The training received during the qualification studied	1	2	11	11	3	3	2,80
42. Current conditions of the labour market	1	5	4	3	11	7	3,37

Frequency Response							
Strongly disagree....Strongly agree							
N/C	1	2	3	4	5	AVERAGE	
0	0	2	1	0	0	2,33	
3	5	11	6	2	1	2,32	
None..... Completely							
N/C	1	2	3	4	5	AVERAGE	
1	2	11	11	3	3	2,80	
1	5	4	3	11	7	3,37	
Strongly disagree....Strongly agree							
N/C	1	2	3	4	5	AVERAGE	
0	0	5	11	14	1	3,35	
0	2	10	9	10	0	2,87	
0	1	4	9	8	9	3,65	
0	3	4	12	8	4	3,19	
Average of section							3,27


OVERALL

Quality of lecturers	0	0	5	11	14	1	3,35
Facilities and infrastructure	0	2	10	9	10	0	2,87
Satisfaction with my personal experience, both academic and extracurricular, at the University of Valencia	0	1	4	9	8	9	3,65
Would you recommend this qualification?	0	3	4	12	8	4	3,19

Average of section

3,27

Scale used: 1 to 5

Global UV Average

(Graduate student survey)

ESTUDY: 1100

GRADUADO EN BIOLOGÍA

		TRAINING PROCESS / CURRICULUM							
BREAKDOWN	Completion course	Only courses is over 2 surveys collected	1.The curriculum has a coherent structure and a good timing		2.The curriculum combines theoretical and practical		3...the competences developed ... adequately qualify		Average of section
			n°surv.	average	n°surv.	average	n°surv.	average	
Aggregate		251	248	3,09	251	3,24	249	2,91	3,08
	2013-2014	30	29	3	30	3,2	29	2,83	3,01
	2014-2015	38	38	3,03	38	3,26	38	3,05	3,11
	2015-2016	36	36	3,11	36	3,14	36	3,06	3,10
	2016-2017	30	30	2,87	30	3,07	30	2,6	2,84
	2017-2018	47	45	3,13	47	3,19	47	2,96	3,09
	2018-2019	35	35	3,26	35	3,57	35	3,06	3,30
	2019-2020	31	31	3,19	31	3,23	30	2,73	3,05

		DEVELOPMENT OF COMPETENCES DURING YOUR STUDIES AT UNIVERSITY													
Completion course	n°surv.	average	4.I have gained knowledge and understanding in my field of study		5.I am able to apply the knowledge gained to professional		6.I am capable of gathering and interpreting data and information in		7.I am able to solve problems in complex situations in my field of study		8.I am able to communicate clearly and accurately		9.I am able to identify my educational needs and to organise my		Average of section
			n°surv.	average	n°surv.	average	n°surv.	average	n°surv.	average	n°surv.	average	n°surv.	average	
Aggregate		249	3,62	245	3,36	248	3,9	246	3,57	246	3,93	246	4,03	3,74	
	2013-2014	30	3,5	30	3,27	30	3,9	30	3,2	30	3,87	30	4	3,62	
	2014-2015	37	3,73	36	3,42	36	3,83	36	3,69	35	3,94	36	3,94	3,76	
	2015-2016	36	3,69	35	3,66	36	3,97	35	3,71	36	3,64	36	4,03	3,79	
	2016-2017	30	3,47	29	3,21	30	3,8	29	3,55	30	3,87	30	4,2	3,69	
	2017-2018	47	3,66	46	3,35	47	3,96	46	3,76	45	4,18	45	4,22	3,85	
	2018-2019	35	3,77	35	3,49	35	3,97	35	3,57	35	3,97	35	4	3,80	
	2019-2020	30	3,5	30	3,17	30	3,77	31	3,39	31	4,03	30	3,77	3,60	

		DEVELOPMENT OF TEACHING													
Completion course	n°surv.	average	10.The content included in the course guides was covered as planned		11.The methodologies used ...were suited to the		12.I think that the assessment process was suited to the		13.I received enough information about career opportunities		14.I felt guided and well advised...of my studies ...		15.The information published on the website was helpful		Average of section
			n°surv.	average	n°surv.	average	n°surv.	average	n°surv.	average	n°surv.	average	n°surv.	average	
Aggregate		234	3,59	232	3,29	242	3,14	239	2,35	236	2,54	229	3,13	3,00	
	2013-2014	28	3,32	28	3,25	29	3,45	28	2,61	28	2,89	28	3,14	3,11	
	2014-2015	37	3,76	35	3,34	38	3,24	38	2,13	37	2,43	37	3,08	2,99	
	2015-2016	31	3,58	34	3,12	34	2,97	34	2,32	33	2,64	32	3,03	2,93	

Surveys collected: 251

Surveys collected since 2014 until: 10/03/2021

Printing date: 10/03/2021

(Graduate student survey)
ESTUDY: 1100
GRADUADO EN BIOLOGÍA

Year	n°surv.	average	n°surv.	average	n°surv.	average	n°surv.	average	n°surv.	average	n°surv.	average	n°surv.	average
2016-2017	26	3,35	25	3,28	28	2,96	28	2,36	27	2,33	28	3,07	2,88	
2017-2018	43	3,74	42	3,48	44	3,11	42	2,57	44	2,61	42	3,19	3,12	
2018-2019	35	3,77	35	3,6	35	3,29	35	2,31	33	2,52	32	3,47	3,16	
2019-2020	31	3,35	30	2,93	31	2,97	31	2,19	31	2,29	27	2,74	2,75	

EXTERNAL INTERNSHIPS

Completion course	17.Internships were consistent with the professional profiles of my		18.I believe that the internships helped me improve my training		19.The organisation and management of the internships was		Indicates your level of satisfaction with:						Average of section	
	n°surv.	average	n°surv.	average	n°surv.	average	20. My academic tutor		21.My tutor at the host company or		22. My internships			
	n°surv.	average	n°surv.	average	n°surv.	average	n°surv.	average	n°surv.	average	n°surv.	average	n°surv.	average
Aggregate	235	4,03	237	4,11	235	3,85	227	4,18	232	4,16	235	4,08	4,07	
2013-2014	29	3,55	29	3,69	28	3,43	26	4,08	29	4,1	29	3,59	3,74	
2014-2015	35	4,2	35	4,23	35	4,11	33	4,15	33	4,15	34	4,24	4,18	
2015-2016	34	4,15	34	4,21	34	3,62	34	4,24	33	4,27	34	4,15	4,10	
2016-2017	27	4,22	27	4,15	27	3,85	26	4,5	27	4,07	27	4,15	4,16	
2017-2018	43	3,95	44	4,09	44	3,89	42	4,12	43	4,02	44	4,05	4,02	
2018-2019	35	4,23	35	4,43	34	4,41	33	4,36	34	4,38	34	4,44	4,38	
2019-2020	28	4,04	29	4	29	3,62	29	3,93	29	4,14	29	3,97	3,95	

MOBILITY PROGRAMMES: ERASMUS, SICUE/SENECA, INTERNATIONAL PROGRAMME OR OTHERS

Completion course	25.I believe that the academic level at the host university was		26.I think that the academic recognition of my study period in the		27.Attention and information received from the IIV in my mobility		28.This mobility period helped me improve my language skills		29.I believe that a mobility period is useful for the work/professional		Indicates your level of satisfaction with:						Average of section	
	n°surv.	average	n°surv.	average	n°surv.	average	n°surv.	average	n°surv.	average	30.The financial aid received		31.The teaching staff at the host		32.The mobility period that I spent			
	n°surv.	average	n°surv.	average	n°surv.	average	n°surv.	average	n°surv.	average	n°surv.	average	n°surv.	average	n°surv.	average	n°surv.	average
Aggregate	50	4,32	49	4,04	51	3,67	49	4,65	50	4,72	51	2,57	50	4,44	50	4,68	4,13	
2013-2014	6	4,17	6	4,5	6	3,67	6	4,17	6	4,67	6	2,83	6	4	6	4,33	4,04	
2014-2015	7	4,43	7	3,86	7	3,86	7	4,86	7	4,14	7	2,43	7	4,43	7	4,29	4,04	
2015-2016	7	3,86	6	3,17	8	3,25	8	4,75	8	4,62	8	1,75	7	4,29	7	4,71	3,80	
2016-2017	4	4	4	3,75	4	3	4	4,25	4	4,75	4	3,25	4	3,75	4	4,25	3,88	
2017-2018	12	4,58	12	3,83	12	3,67	11	4,91	11	4,82	12	2,5	12	4,67	12	4,92	4,22	
2018-2019	8	4,75	8	4,75	8	3,75	8	4,88	8	5	8	3,38	8	4,75	8	4,88	4,52	
2019-2020	4	4,25	4	4,5	4	4,75	3	5	4	5	4	2,75	4	4,5	4	5	4,45	

(Graduate student survey)

ESTUDY: 1100

GRADUADO EN BIOLOGÍA

Completion course	DEGREE FINAL PROJECT											EXPECTATIONS AND OCCUPATION							
	33.The objectives of the degree final project were made clear from the		34.Requirements and assessment criteria for the final project were		35.The mark assigned to my degree final project was suited to the		Indicates your level of satisfaction with:				Average of section	39.(If Yes) To find a better job than the one that I have now		40.(If Not) To find the type of job for which I have prepared		41.The training received during the qualification studied		42.Current conditions of the labour market	
	n°surv.	average	n°surv.	average	n°surv.	average	n°surv.	average	n°surv.	average		n°surv.	average	n°surv.	average	n°surv.	average	n°surv.	average
Aggregate	242	3,77	240	3,8	232	3,86	244	4,2	245	4,25	3,98	50	3,06	177	2,34	236	2,9	238	3,75
2013-2014	30	3,6	30	3,6	29	3,86	29	3,97	30	4,33	3,87	5	3,4	23	2,17	29	2,76	28	4
2014-2015	36	3,69	36	3,61	36	3,86	37	4,3	37	4,27	3,95	11	2,82	24	2,79	36	2,67	35	4,11
2015-2016	35	3,71	35	3,49	34	3,68	36	4,56	36	4,28	3,95	7	2,57	24	2,29	36	2,94	36	3,81
2016-2017	27	3,96	26	3,77	25	3,68	27	4,22	27	4,3	3,99	1	*	25	2,16	26	2,88	26	3,42
2017-2018	44	3,84	43	4	41	3,73	45	4,11	45	4,16	3,97	17	3,18	27	2,15	42	3,17	45	3,73
2018-2019	35	3,86	35	4,09	34	4,24	35	4,17	35	4,37	4,14	6	3,5	26	2,5	33	2,97	34	3,82
2019-2020	31	3,71	31	4	29	4,03	31	4,03	31	4,06	3,97	3	2,33	25	2,32	30	2,8	30	3,37

Completion course	OVERALL									
	Quality of lecturers		Facilities and infrastructure		Satisfaction with my personal experience, both academic and		Would you recommend this qualification?		Average of section	
	n°surv.	average	n°surv.	average	n°surv.	average	n°surv.	average		
Aggregate	239	3,71	241	3,2	243	4,04	238	3,81	3,69	
2013-2014	29	3,66	28	3,04	29	4,21	29	3,86	3,70	
2014-2015	37	3,84	37	3,08	37	3,78	36	3,92	3,65	
2015-2016	36	3,69	36	3,25	36	4,22	35	4,09	3,81	
2016-2017	27	3,7	27	3,3	27	3,96	27	3,63	3,65	
2017-2018	45	3,91	45	3,33	45	4,27	43	3,93	3,86	
2018-2019	30	3,67	33	3,45	34	4,18	33	4	3,83	
2019-2020	31	3,35	31	2,87	31	3,65	31	3,19	3,27	

* The average item is calculated from three surveys rating.

Average of a section is calculated by weighting the number of responses for each item.