

**EVALUATION OF DEGREE STUDIES.**

(Graduate student survey)

 Year of completion **2019-2020**

 ESTUDY: **1109**

GRADUADO EN BIOQUÍMICA Y CIENCIAS BIOMÉDICAS

<b>Gender</b>	<b>Male</b>	15	51,72%
	<b>Female</b>	14	48,28%
<b>The qualification that I have completed was my first choice in my application to the University?</b>	<b>Yes</b>	29	100,00%
	<b>No</b>	0	0,00%
<b>Usual status during studies</b>	<b>Full-time student</b>	27	<b>96,43%</b>
	<b>Part-time student</b>	1	<b>3,57%</b>

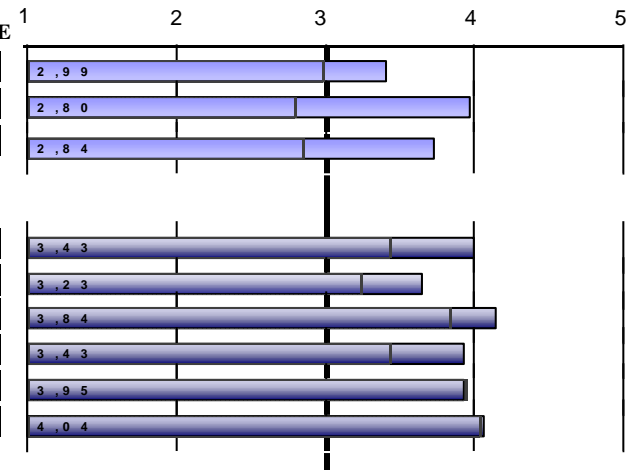
<b>In the future, do you intend to pursue further studies?</b>	<b>Yes</b>	24	82,76%	
	<b>No</b>	5	17,24%	
	<b>What kind of studies?</b>			
		<b>Degree</b>	0	0,00%
		<b>Master's degree</b>	21	87,50%
		<b>Doctorate</b>	3	12,50%
<b>Main reason</b>				
		<b>Specialisation</b>	12	50,00%
		<b>Employability</b>	8	33,33%
		<b>Career development</b>	4	16,67%
		<b>Others</b>	0	0,00%

Frequency Response

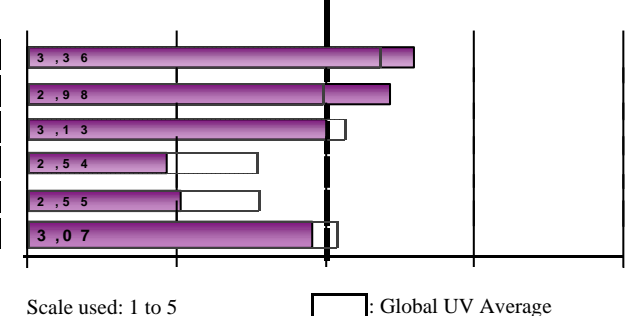
Strongly disagree....Strongly agree

**TRAINING PROCESS / CURRICULUM**

	N/C	1	2	3	4	5	AVERAGE
1. I think that the curriculum has a coherent structure and a good timing	0	3	1	8	15	2	3,41
2. I believe that the curriculum combines theoretical and practical knowledge adequately	0	1	1	3	17	7	3,97
3. I think that the competences developed in my qualification adequately qualify me for professional practice	0	1	0	11	11	6	3,72
<i>Average of section</i>							<b>3,70</b>

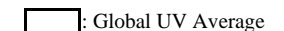

**DEVELOPMENT OF COMPETENCES DURING YOUR STUDIES AT UNIVERSITY**

	N/C	1	2	3	4	5	AVERAGE
4. I have gained knowledge and theoretical and practical understanding in my field of study	0	0	1	5	16	7	4,00
5. I am able to apply the knowledge gained to professional practice in my field of study	0	0	2	8	17	2	3,66
6. I am capable of gathering and interpreting data and information in my field of study	0	0	1	3	16	9	4,14
7. I am able to solve problems in complex situations in my field of study	1	0	0	6	18	4	3,93
8. I am able to communicate clearly and accurately	1	0	1	8	11	8	3,93
9. I am able to identify my educational needs and to organise my learning adequately	0	0	0	5	17	7	4,07
<i>Average of section</i>							<b>3,95</b>


**DEVELOPMENT OF TEACHING**

	N/C	1	2	3	4	5	AVERAGE
10. The content included in the course guides was covered as planned	2	1	2	8	12	4	3,59
11. The methodologies used in the different modules were suited to the competences required in the qualification a	1	3	1	8	13	3	3,43
12. Overall, I think that the assessment process was suited to the competences taught in the qualification	0	3	6	9	10	1	3,00
13. I received enough information about career opportunities related to my qualification	0	12	10	5	1	1	1,93
14. I felt guided and well advised throughout the development of my studies	0	9	12	7	0	1	2,03
15. The information published on the website was helpful	6	3	5	8	5	2	2,91
<i>Average of section</i>							<b>2,80</b>

Scale used: 1 to 5


 Global UV Average

EVALUATION OF DEGREE STUDIES.

(Graduate student survey)

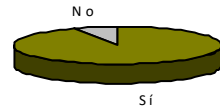
Year of completion 2019-2020

ESTUDY: 1109

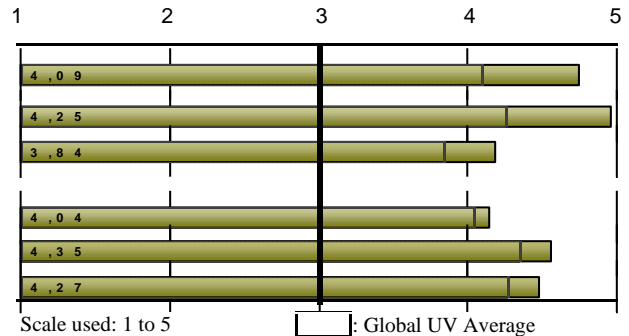
GRADUADO EN BIOQUÍMICA Y CIENCIAS BIOMÉDICAS

EXTERNAL INTERNSHIPS

16. Did you carry out external internships during your degree studies?	Yes	27	93,10%
	No	2	6,90%



	Frequency Response						AVERAGE	1	2	3	4	5
	N/C	1	2	3	4	5						
<i>Only those who have answered "</i>												
17. Internships were consistent with the professional profiles of my qualification	0	0	0	0	7	20	4,74	4,09				
18. I believe that the internships helped me improve my training	0	0	0	0	1	26	4,96	4,25				
19. The organisation and management of the internships was adequate	0	0	4	1	8	14	4,19	3,84				
Indicates your level of satisfaction with:												
20. My academic tutor	0	0	1	6	8	12	4,15	4,04				
21. My tutor at the host company or institution	0	1	1	0	5	20	4,56	4,35				
22. My internships	0	0	0	3	8	16	4,48	4,27				
Average of section							4,51	Scale used: 1 to 5				



**EVALUATION OF DEGREE STUDIES.**

(Graduate student survey)

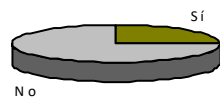
 Year of completion **2019-2020**

 ESTUDY: **1109**

GRADUADO EN BIOQUÍMICA Y CIENCIAS BIOMÉDICAS

**MOBILITY PROGRAMMES: ERASMUS, SICUE/SENECA, INTERNATIONAL PROGRAMME OR OTHERS**

23. Did you participate in any mobility programme during your degree studies?	Yes	7	24,14%
	No	22	75,86%


*Only those who have answered "*
**24. What mobility program you participated?**

Erasmus	5	71,43%
SICUE/Séneca	0	0,00%
Programa internacional	1	14,29%
Another	1	14,29%

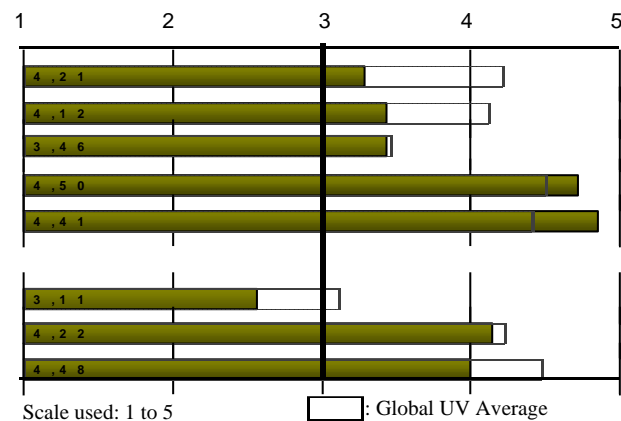
**Frequency Response**

N/C	Strongly disagree....Strongly agree					AVERAGE	
	1	2	3	4	5		
25. I believe that the academic level at the host university was suitable	0	0	2	1	4	0	3,29
26. I think that the academic recognition of my study period in the host country was adequate	0	0	2	1	3	1	3,43
27. Attention and information received from the University of Valencia before, during and after my mobility perio	0	0	1	2	4	0	3,43
28. This mobility period helped me improve my language skills	0	0	0	0	2	5	4,71
29. I believe that a mobility period is useful for the work/professional environment after studies	0	0	0	0	1	6	4,86

**Strongly dissatisfied...Strongly sa**

Indicates your level of satisfaction with:

N/C	1	2	3	4	5	AVERAGE	
30. The financial aid received	0	2	1	3	0	1	2,57
31. The teaching staff at the host university	0	0	0	0	6	1	4,14
32. The mobility period that I spent at another university	0	0	0	1	5	1	4,00

*Average of section*
**3,80**


**EVALUATION OF DEGREE STUDIES.**

(Graduate student survey)

 Year of completion **2019-2020**

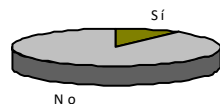
 ESTUDY: **1109**
**GRADUADO EN BIOQUÍMICA Y CIENCIAS BIOMÉDICAS**
**DEGREE FINAL PROJECT**

33. The objectives of the degree final project were made clear from the beginning
34. Requirements and assessment criteria for the degree final project were suitable and published in advance
35. The mark assigned to my degree final project was suited to the requirements

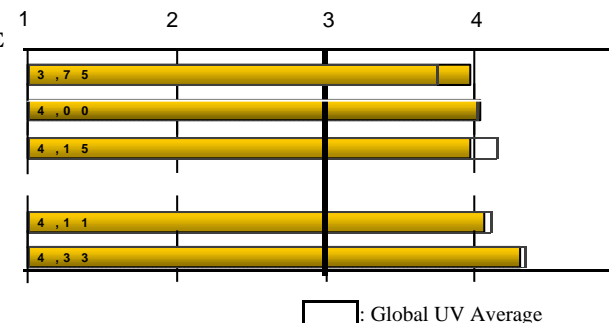
Indicates your level of satisfaction with:

36. My tutor for the degree final project
37. The degree final project that I carried out

38. Do you have a job?	Yes	3	10,34%
	No	26	89,66%



Frequency Response						
Strongly disagree....Strongly agree						
N/C	1	2	3	4	5	AVERAGE
0	0	3	5	11	10	3,97
0	0	3	2	15	9	4,03
0	1	1	6	11	10	3,97
Strongly dissatisfied...Strongly sa						
0	1	2	5	7	14	4,07
0	0	0	5	10	14	4,31
Average of section						4,07


**EXPECTATIONS AND OCCUPATION**

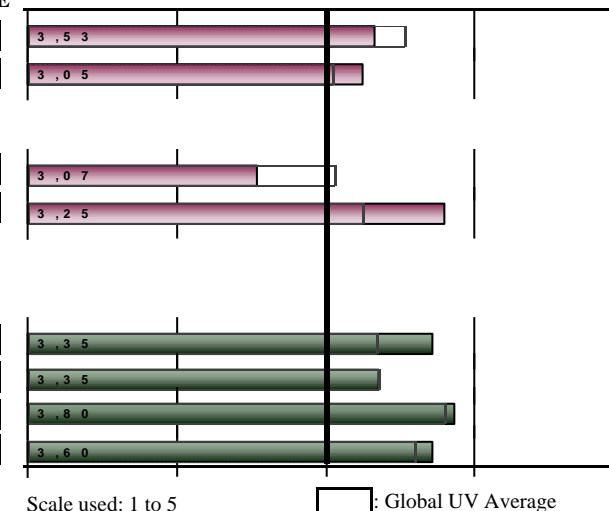
If so, I believe that given the current labour market situation, the qualification that I have studied will allow me:

39. (If Yes) To find a better job than the one that I have now
40. (If Not) To find the type of job for which I have prepared

Indicate to what extent the answer that you gave to the previous question is due to the following factors:

41. The training received during the qualification studied
42. Current conditions of the labour market

Frequency Response						
Strongly disagree....Strongly agree						
N/C	1	2	3	4	5	AVERAGE
0	0	1	0	2	0	3,33
2	1	3	10	9	1	3,25
None..... Completely						
N/C	1	2	3	4	5	AVERAGE
1	5	10	7	5	1	2,54
0	1	4	6	7	11	3,79
Strongly disagree....Strongly agree						
N/C	1	2	3	4	5	AVERAGE
1	0	0	10	16	2	3,71
1	0	3	14	9	2	3,36
1	2	2	3	12	9	3,86
1	1	2	7	12	6	3,71
Average of section						3,66


**OVERALL**

Quality of lecturers
Facilities and infrastructure
Satisfaction with my personal experience, both academic and extracurricular, at the University of Valencia
Would you recommend this qualification?

Average of section

3,66

Scale used: 1 to 5

Global UV Average



**(Graduate student survey)**

ESTUDY: 1109

GRADUADO EN BIOQUÍMICA Y CIENCIAS BIOMÉDICAS

		TRAINING PROCESS / CURRICULUM							
BREAKDOWN	Completion course	Only courses is over 2 surveys collected Collected	1.The curriculum has a coherent structure and a good timing		2.The curriculum combines theoretical and practical		3...the competences developed ... adequately qualify		Average of section
			n°surv.	average	n°surv.	average	n°surv.	average	
Aggregate		173	173	3,19	173	3,77	170	3,96	3,64
	2013-2014	26	26	3,23	26	3,65	26	4,04	3,64
	2014-2015	20	20	3,25	20	3,7	20	3,6	3,52
	2015-2016	26	26	3,31	26	3,92	26	4,23	3,82
	2016-2017	12	12	3,08	12	3,67	12	3,75	3,50
	2017-2018	29	29	2,97	29	3,52	28	4,14	3,53
	2018-2019	29	29	3	29	3,86	27	4,04	3,62
	2019-2020	29	29	3,41	29	3,97	29	3,72	3,70

		DEVELOPMENT OF COMPETENCES DURING YOUR STUDIES AT UNIVERSITY														
Completion course	n°surv.	average	4.I have gained knowledge and understanding in my field of study		5.I am able to apply the knowledge gained to professional		6.I am capable of gathering and interpreting data and information in		7.I am able to solve problems in complex situations in my field of study		8.I am able to communicate clearly and accurately		9.I am able to identify my educational needs and to organise my		Average of section	
			n°surv.	average	n°surv.	average	n°surv.	average	n°surv.	average	n°surv.	average	n°surv.	average		
Aggregate	173	4,04	172	3,86	173	4,26	171	3,94	171	4,01	172	4,07	172	4,07	4,03	
	2013-2014	26	4,27	26	4,08	26	4,38	26	4,12	26	4,12	26	4,27	26	4,27	4,21
	2014-2015	20	4,05	20	3,75	20	4,4	20	3,95	20	4	20	4,05	20	4,05	4,03
	2015-2016	26	4,23	26	4,15	26	4,58	26	4,19	26	4,15	26	3,96	26	3,96	4,21
	2016-2017	12	3,5	12	3,75	12	3,83	12	3,58	12	3,67	12	3,83	12	3,83	3,69
	2017-2018	29	3,79	28	3,79	29	4,14	28	3,79	28	4,11	28	3,96	28	3,96	3,93
	2018-2019	29	4,14	29	3,72	29	4,14	29	3,83	29	3,9	29	4,21	29	4,21	3,99
	2019-2020	29	4	29	3,66	29	4,14	28	3,93	28	3,93	29	4,07	29	4,07	3,95

		DEVELOPMENT OF TEACHING														
Completion course	n°surv.	average	10.The content included in the course guides was covered as planned		11.The methodologies used ...were suited to the		12.I think that the assessment process was suited to the		13.I received enough information about career opportunities		14.I felt guided and well advised...of my studies ...		15.The information published on the website was helpful		Average of section	
			n°surv.	average	n°surv.	average	n°surv.	average	n°surv.	average	n°surv.	average	n°surv.	average		
Aggregate	165	3,44	168	3,42	170	3,11	170	2,14	170	2,33	151	2,91	151	2,91	2,89	
	2013-2014	24	3,38	24	3,58	24	3,42	24	2,92	24	3,12	22	2,64	22	2,64	3,18
	2014-2015	20	3,45	20	3,5	20	3,2	20	2,3	20	2,75	20	3,3	20	3,3	3,08
	2015-2016	26	3,27	26	3,54	26	2,96	26	2,27	26	2,58	24	2,88	24	2,88	2,92

Surveys collected: 173

Surveys collected since 2014 until: 10/03/2021

Printing date: 10/03/2021

**(Graduate student survey)**
**ESTUDY: 1109**
**GRADUADO EN BIOQUÍMICA Y CIENCIAS BIOMÉDICAS**

Year	n°surv.	average	n°surv.	average	n°surv.	average	n°surv.	average	n°surv.	average	n°surv.	average	Aggregate
2016-2017	12	3,58	12	2,75	12	3,17	12	2	12	1,92	10	2,9	2,71
2017-2018	27	3,33	27	3,33	28	2,96	28	1,86	28	1,93	26	2,77	2,69
2018-2019	27	3,44	29	3,41	29	3,07	29	1,79	29	1,93	24	3	2,76
2019-2020	27	3,59	28	3,43	29	3	29	1,93	29	2,03	23	2,91	2,80

**EXTERNAL INTERNSHIPS**

Completion course	17.Internships were consistent with the professional profiles of my		18.I believe that the internships helped me improve my training		19.The organisation and management of the internships was		Indicates your level of satisfaction with:						Average of section	
	n°surv.	average	n°surv.	average	n°surv.	average	20. My academic tutor		21.My tutor at the host company or		22. My internships			
	n°surv.	average	n°surv.	average	n°surv.	average	n°surv.	average	n°surv.	average	n°surv.	average	n°surv.	average
Aggregate	164	4,4	164	4,4	162	3,95	164	4	163	4,3	164	4,18		4,20
2013-2014	24	4,25	24	4,12	23	3,83	24	3,96	24	4,08	24	3,96		4,03
2014-2015	19	4,37	19	4,58	18	3,89	19	4,26	19	4,42	19	4,37		4,32
2015-2016	24	4,12	24	4,12	24	3,67	24	3,62	24	4,08	24	3,92		3,92
2016-2017	12	4,5	12	4,25	12	3,92	12	3,92	12	4,58	12	3,83		4,17
2017-2018	28	4,36	28	4,11	28	3,68	28	3,68	27	4,19	28	4,04		4,01
2018-2019	28	4,43	28	4,5	28	4,32	28	4,32	28	4,29	28	4,39		4,38
2019-2020	27	4,74	27	4,96	27	4,19	27	4,15	27	4,56	27	4,48		4,51

**MOBILITY PROGRAMMES: ERASMUS, SICUE/SENECA, INTERNATIONAL PROGRAMME OR OTHERS**

Completion course	25.I believe that the academic level at the host university was		26.I think that the academic recognition of my study period in the		27.Attention and information received from the IIV in my mobility		28.This mobility period helped me improve my language skills		29.I believe that a mobility period is useful for the work/professional		Indicates your level of satisfaction with:						Average of section		
	n°surv.	average	n°surv.	average	n°surv.	average	n°surv.	average	n°surv.	average	30.The financial aid received		31.The teaching staff at the host		32.The mobility period that I spent				
	n°surv.	average	n°surv.	average	n°surv.	average	n°surv.	average	n°surv.	average	n°surv.	average	n°surv.	average	n°surv.	average	n°surv.	average	
Aggregate	29	4,21	30	4,1	30	3,6	29	4,9	29	4,93	31	2,45	30	4,47	30	4,57		4,14	
2013-2014	2	*	2	*	2	*	2	*	2	*	2	*	2	*	2	*	2	*	*
2014-2015	5	4,8	5	4,4	5	4,4	5	5	5	5	5	1,4	5	5	5	4,8		4,35	
2015-2016	4	4,5	4	4,25	5	3,6	5	5	5	5	5	2,8	5	4,4	5	4,8		4,29	
2016-2017	2	*	2	*	2	*	1	*	1	*	2	*	2	*	2	*	2	*	*
2017-2018	5	4,4	5	4,2	5	4	5	5	5	5	5	2,2	5	4,4	5	5		4,28	
2018-2019	4	4,5	5	4,6	4	3,25	4	4,75	4	4,75	5	3,2	4	4,5	4	4,25		4,21	
2019-2020	7	3,29	7	3,43	7	3,43	7	4,71	7	4,86	7	2,57	7	4,14	7	4		3,80	

**(Graduate student survey)**

ESTUDY: 1109

GRADUADO EN BIOQUÍMICA Y CIENCIAS BIOMÉDICAS

Completion course	DEGREE FINAL PROJECT											EXPECTATIONS AND OCCUPATION							
	33.The objectives of the degree final project were made clear from the		34.Requirements and assessment criteria for the final project were		35.The mark assigned to my degree final project was suited to the		Indicates your level of satisfaction with:		Average of section	39.(If Yes) To find a better job than the one that I have now	40.(If Not) To find the type of job for which I have prepared	41.The training received during the qualification studied		42.Current conditions of the labour market					
	n°surv.	average	n°surv.	average	n°surv.	average	36.My tutor for the degree final project	37.The degree final project that I				n°surv.	average	n°surv.	average	n°surv.	average		
Aggregate	168	3,59	169	3,67	166	3,81	168	3,88	169	4,14	3,82	14	3,64	141	2,87	163	2,77	162	3,77
2013-2014	23	3,43	24	3,42	24	3,83	24	4,5	24	4,54	3,95	1	*	18	3,11	23	3,35	22	3,64
2014-2015	20	3,8	20	3,9	20	3,8	20	4,1	20	4,5	4,02	2	*	15	2,53	19	2,84	18	4,17
2015-2016	26	3,46	26	3,35	23	3,96	26	3,58	26	4,19	3,70		*	24	2,79	25	2,68	24	3,83
2016-2017	12	3,67	12	4,25	12	3,67	12	3,67	12	4,17	3,88	1	*	11	2,55	12	2,5	12	3,08
2017-2018	27	3,33	27	3,37	27	3,78	27	3,59	27	3,67	3,55	4	4,5	22	2,77	25	2,88	26	3,73
2018-2019	29	3,48	29	3,69	29	3,69	28	3,71	29	3,79	3,67	3	2	25	2,84	29	2,55	29	3,86
2019-2020	29	3,97	29	4,03	29	3,97	29	4,07	29	4,31	4,07	3	3,33	24	3,25	28	2,54	29	3,79

Completion course	OVERALL									
	Quality of lecturers		Facilities and infrastructure		Satisfaction with my personal experience, both academic and		Would you recommend this qualification?		Average of section	
	n°surv.	average	n°surv.	average	n°surv.	average	n°surv.	average		
Aggregate	162	3,7	164	3,24	165	3,91	163	3,67	3,63	
2013-2014	23	3,78	23	3,13	23	4,09	23	3,91	3,73	
2014-2015	19	3,68	19	3,32	19	4,16	18	4,17	3,83	
2015-2016	26	3,81	26	3,38	26	4,35	26	3,92	3,87	
2016-2017	12	3,5	12	3,08	12	3,75	12	2,83	3,29	
2017-2018	27	3,63	26	3	27	3,74	26	3,73	3,53	
2018-2019	25	3,64	28	3,29	28	3,43	28	3,11	3,36	
2019-2020	28	3,71	28	3,36	28	3,86	28	3,71	3,66	

\* The average item is calculated from three surveys rating.

Average of a section is calculated by weighting the number of responses for each item.