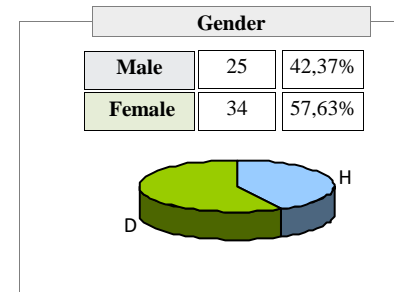
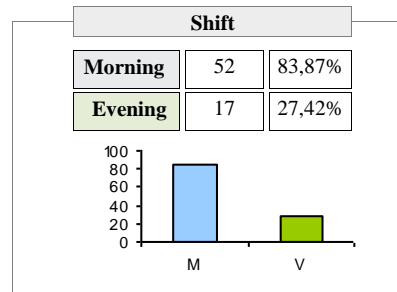


1100.- GRADUADO EN BIOLOGÍA

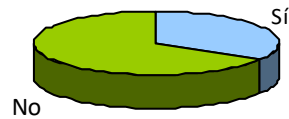


ORGANIZATION OF TEACHING

1.- Have you experienced any incident as regards the organisation of the course?

No 41 66,13%

Yes 21 33,87%



If any inconvenience found, mark which ones have you found:

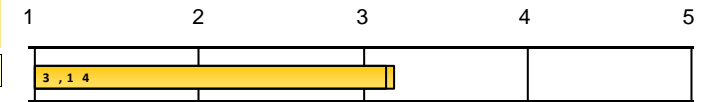
Elimination of groups	9	42,86%	14,52%
Changes of timetable	15	71,43%	24,19%
Changes of classrooms	9	42,86%	14,52%
Teaching not delivered	6	28,57%	9,68%
Others			

Respecte si= 21



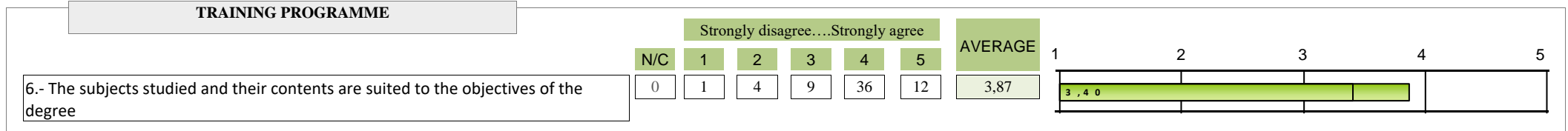


Respecte n= 62

2.- The information received (enrolment process, pre-enrollment, scholarship information...) has been adequate

Strongly disagree...Strongly agree						AVERAGE
N/C	1	2	3	4	5	
0	3	12	20	24	3	3,19



□ : Global UV Average


 : Global UV Average

(3th estud survey)

DEVELOPMENT OF TEACHING		Strongly disagree...Strongly agree					AVERAGE	1 2 3 4 5				
N/C	1	2	3	4	5	1		2	3	4	5	
11.- In general, the teaching methodologies favor my involvement in the learning process	1	3	6	23	25	4	3,34					
12.- In general, the workload of 25 hours per credit is fulfilled	3	8	12	20	16	3	2,9					
13.- The complementary academic activities (visits, seminars, talks...) have contributed to my training	0	0	4	11	32	15	3,94					
14.- Practical sessions are in line with the theoretical contents taught	0	2	2	11	31	16	3,92					
15.- The recommended study materials are useful (reference manuals, notes, books, articles, videos, etc.)	3	2	5	16	28	8	3,59					
16.- Lecturers always attend class and presential activities provided in the schedule	0	2	1	6	18	35	4,34					
17.- Classes and presential activities start and end times coincide with the publicly established schedules	1	2	6	10	24	19	3,85					
Average of section							3,7					
EVALUATION		Strongly disagree...Strongly agree					AVERAGE	1 2 3 4 5				
N/C	1	2	3	4	5	1		2	3	4	5	
18.- The assessment systems are adapted to the learning methodologies.	2	4	10	18	27	1	3,18					
19.- The performance demanded is suited to the teaching delivered	2	7	10	16	24	3	3,1					
Average of section							3,14					

(3th estud survey)

PUBLIC INFORMATION								Strongly disagree....Strongly agree						AVERAGE	1 2 3 4 5				
N/C	1	2	3	4	5														
20.- The information provided on the degree's website is useful								8	3	10	10	24	7	3,41					
OVERALL								Strongly disagree....Strongly agree						AVERAGE	1 2 3 4 5				
N/C	1	2	3	4	5														
Interest of this degree								4	0	2	3	26	27	4,34					
Quality of lecturers								4	1	3	16	34	4	3,64					
I would recommend this degree								4	1	3	8	34	12	3,91					
Satisfaction with this degree								4	0	5	7	38	8	3,84					
ADAPTING TEACHING DUE TO COVID								Average of section						3,94					
Satisfaction with the process of adapting face-to-face teaching to non-face-to-face teaching that the degree has done due to COVID-19								4	13	17	14	12	2	2,53					

 : Global UV Average

1100.- GRADUADO EN BIOLOGÍA

EVOLUTION		ORGANIZATION OF TEACHING				PLANNING EDUCATION						TRAINING PROGRAMME		INFRASTRUCTURES							
		#.Incidents have been solved ...		2.The information received (enrolment process, ...)		#.guides provided have been helpful...		3.The initial planning have been respected		4.Knowledge, abilities and attitudes in the guides		5.contents have not been repeated		Average of section		6.The subjects studied and their contents are suited		7.The teaching spaces are suitable ...		8.The learning spaces... are suitable	
A. year	Collected	n°surv.	AVERAGE	n°surv.	AVERAGE	n°surv.	AVERAGE	n°surv.	AVERAGE	n°surv.	AVERAGE	n°surv.	AVERAGE	n°surv.	AVERAGE	n°surv.	AVERAGE	n°surv.	AVERAGE	n°surv.	AVERAGE
19-20	62	*		62	3,19	*		61	3,72	62	3,69	62	3,29	62	3,87	62	3,48	61	3,46		3,47
18-19	37	*		37	2,92	*		37	3,51	37	3,3	37	2,43	37	3,35	37	3,08	36	3,06		3,07
17-18	33	*		33	3,12	*		33	3,91	32	3,91	33	3,12	33	3,73	33	3,06	32	3,34		3,2
16-17	40	*		40	3,4	*		39	3,62	37	3,76	39	3,05	38	3,74	40	3,22	40	3,28		3,25
15-16	28	10	2,8	28	3,43	28	3,57	27	3,7	27	3,67	28	2,07	27	3,37	28	3,11	28	3		3,05
14-15	27	13	2,85	26	2,54	25	3,48	27	3,85	25	3,44	27	2,59	26	3,88	27	3,74	27	3,04		3,39

COORDINATION					DESENVOLUPAMENT DE L'ENSENYAMENT															
9.In a subject ... coordination between lecturers		10.Coordination between lecturers of different subjects		Average of section	11...teaching methodologies favoy my involvement		12.The workload of 25 hours per credit is fulfilled		13.Complementary academic activities...		14.Practical sessions are in line with the theory		15.Recommended study materials are useful		16.Lecturers always attend class ...		17.Start and end times coincide with the established		Average of section	
A. year	n°surv.	AVERAGE	n°surv.	AVERAGE	n°surv.	AVERAGE	n°surv.	AVERAGE	n°surv.	AVERAGE	n°surv.	AVERAGE	n°surv.	AVERAGE	n°surv.	AVERAGE	n°surv.	AVERAGE	n°surv.	AVERAGE
19-20	62	3,39	60	3,12	3,25	61	3,34	59	2,9	62	3,94	62	3,92	59	3,59	62	4,34	61	3,85	3,7
18-19	37	3,32	36	2,97	3,15	37	2,68	33	2,97	35	3,69	37	3,59	37	3,41	37	3,76	37	3,76	3,41
17-18	33	3,91	32	3,34	3,63	33	3,15	25	3,08	33	3,82	33	4,27	33	3,97	33	4,24	33	3,97	3,81
16-17	40	3,32	40	3,38	3,35	39	3,18	40	3,1	40	3,62	40	3,65	40	3,92	40	4	40	3,78	3,61
15-16	28	3,64	26	3,46	3,56	28	2,96	25	2,56	28	3,32	28	3,79	26	3,46	24	4,46	23	4	3,49
14-15	27	3,15	25	3,4	3,27	27	3,37	24	2,75	27	3,74	27	3,48	26	3,88	27	4,41	27	4,15	3,7

Item deleted by modification of survey

A. year	EVALUATION					PUBLIC INFORMATION	OVERALL									
	18.The assessment systems are adapted to the learning		19.The performance demanded is suited to the teaching delivered		Average of section	20.The information provided on the website...	Interest of this degree		Quality of lecturers		I would recommend this degree		Satisfaction with this degree		Average of section	
	n°surv.	AVERAGE	n°surv.	AVERAGE		n°surv.	AVERAGE	n°surv.	AVERAGE	n°surv.	AVERAGE	n°surv.	AVERAGE	n°surv.	AVERAGE	
19-20	60	3,18	60	3,1	3,14	54	3,41	58	4,34	58	3,64	58	3,91	58	3,84	3,94
18-19	36	2,61	36	2,94	2,78	35	3,26	36	3,89	36	3,19	36	3,33	36	3,22	3,41
17-18	33	3,3	32	3,47	3,38	31	3,42	32	4,22	33	3,48	31	4	33	3,58	3,81
16-17	40	3,15	40	3,35	3,25	40	3,28	39	3,95	39	3,67	39	3,64	37	3,65	3,73
15-16		*	26	3,31	3,31	26	3,35	25	4,32	27	3,52	27	3,67	27	3,81	3,82
14-15		*	27	3,26	3,26	24	3,5	27	4,37	27	3,78	27	4,07	26	3,77	4

* The average item is calculated from three surveys rating.

Average of a section is calculated by weighting the number of responses for each item.

** The last 6 courses are shown