

(Doctoral estud survey)

PROGRAMME: 3154

Programa de Doctorat en Química

Gender:

Male	9	52,94%
Female	8	47,06%



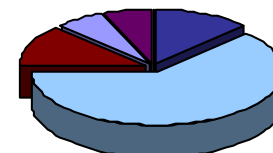
Age

< 25	25 a 29	30 a 34	35 a 39	40 a 49	> 49
2	10	2	1	1	0
12,00%	62,00%	12,00%	6,00%	6,00%	0,00%

Answers
16 (89,00%)

Home university

Universitat de València	9	52,94%
Altra	8	47,06%



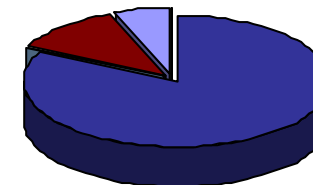
Other university:

Universidad de Valladolid // Universidad Jaume I // Universidad Nacional Autónoma de México // Universidad de Sevilla // Universitat Politècnica de València // Universidad de Sevilla // ESPOCH

Current employment status

Employed	14	82,35%
Self-employed	0	0,00%
Unemployed	2	11,76%
Grant holder	1	5,88%
Unpaid intern	0	0,00%
Other	0	0,00%

Answers
17 (94,00%)



Other employment status:

(Doctoral estud survey)

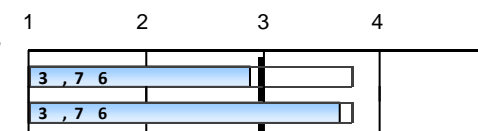
PROGRAMME: 3154

Programa de Doctorat en Química

TRAINING PROGRAMME

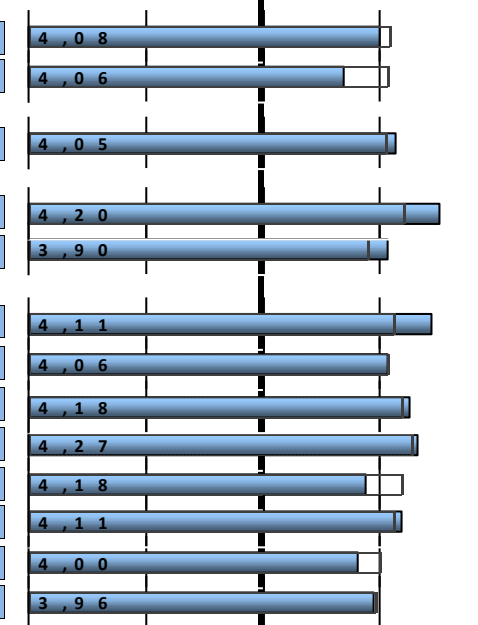
1. Prior to enrolment, I was informed about the lines of research of the doctoral programme
2. So far, the training activities that I have carried out throughout the doctoral programme has been interesting to develop my research

N/C	Frequency Response					AVERAGE
	1	2	3	4	5	
0	4	4	3	4	3	2,89
1	0	5	1	6	5	3,65
<i>Average of section</i>						3,26


DEVELOPMENT OF RESULTS OF TEACHING

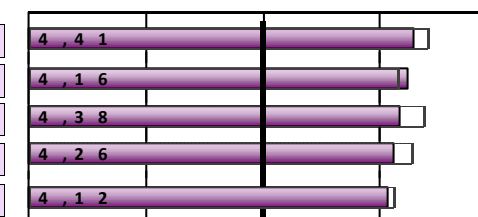
3.1. Development of strategies for the analysis of theories, foundations, and research approaches and methods.
4.1. Making an original contribution to scientific research that is recognized by the international scientific community.
5.1. Ability to design a research project where situations are identified in which to apply the research contributions.
5.2. Skills to generate new knowledge.
6.1. Autonomy to initiate, manage and lead innovative research teams and projects and scientific collaborations.
6.2. Skills to perform collaborative work.
6.3. Competence to transfer research knowledge to society.
6.4. Skills to work in multidisciplinary contexts.
7.1. Ability to investigate with social responsibility and scientific integrity.
8.1. Ability to write research reports / articles.
8.2. Competence to disclose and expose the research results to any audience.
9.1. Skills to make progress in cultural, social or technological aspects.
9.2. Skills to promote innovation.

N/C	1	2	3	4	5	AVERAGE
2	0	0	6	4	6	4,00
2	1	0	6	5	4	3,69
2	0	0	3	8	5	4,13
2	0	0	1	6	9	4,50
2	1	0	4	3	8	4,06
2	0	0	2	5	9	4,44
2	0	1	3	6	6	4,06
2	0	1	2	5	8	4,25
2	1	0	1	5	9	4,31
2	0	1	5	5	5	3,88
2	0	0	4	5	7	4,19
3	1	1	5	1	7	3,80
2	1	1	3	4	7	3,94
<i>Average of section</i>						4,10


MONITORING AND SUPERVISION

10. My tutor is providing me adequate guidance throughout the doctoral programme
11. So far, I have been able to develop the activities of the doctoral program that I have planned
12. My tutor or thesis supervisor is supervising my research plan regularly
13. Until now, I have had enough information to carry out my research plan
14. In general, the academic orientation that I have received so far for the development of my studies has been adequate

N/C	1	2	3	4	5	AVERAGE
0	1	0	3	3	11	4,28
1	0	0	2	9	6	4,24
0	0	0	3	9	6	4,17
1	0	1	2	8	6	4,12
1	0	3	1	5	8	4,06
<i>Average of section</i>						4,17



Scale used: 1 to 5

X,XX : Global UV Average

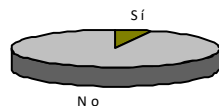
PROGRAMME: 3154

Programa de Doctorat en Química

MOBILITY PROGRAMMES: ERASMUS, INTERNATIONAL PROGRAMME OR OTHERS

15. Have you participated in any mobility programme during your doctoral studies?

Yes	1	5,56%
No	17	94,44%



Only those who have answered "Yes"

16. I believe that the academic-research level at the host university/institution was suitable
17. I think that the academic recognition of my study period in the host country was adequate
18. Attention and information received from the Universitat de València before, during and after my mobility period was satisfactory
19. This mobility period helped me improve my language skills
20. I believe that the mobility period improved my research capacity
Indicates your level of satisfaction with:
21. Financial aid received
22. Teaching staff at the host university
23. Mobility period that I spent at the other university or institution

Frequency Response

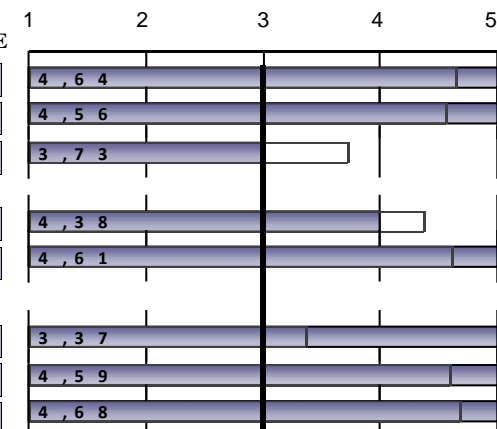
Strongly disagree....Strongly agree

N/C	1	2	3	4	5	AVERAGE
0	0	0	0	0	1	*
0	0	0	0	0	1	*
0	0	0	1	0	0	*
0	0	0	0	1	0	*
0	0	0	0	0	1	*
0	0	0	0	0	1	*
0	0	0	0	0	1	*

Strongly dissatisfied...Strongly sa

Average of section

*



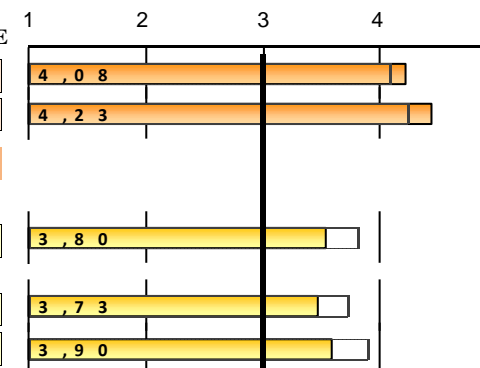
Scale used: 1 to 5

X,XX : Global UV Average

FACILITIES AND RESOURCES

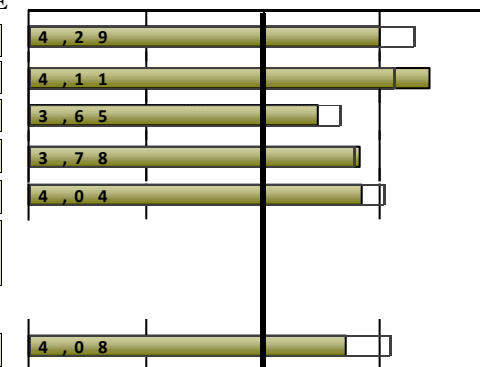
31. The facilities and material resources are suitable for the development of the doctoral programme
32. The library materials needed to carry out the thesis are accessible

Frequency Response							AVERAGE
N/C	1	2	3	4	5		
0	1	0	3	4	10	4,22	
0	1	0	1	4	12	4,44	
<i>Average of section</i>							4,33


ACADEMIC MANAGEMENT

33. The service provided by the Doctoral School for dealing with issues related to the doctoral programme is adequate
34. The information provided on the Doctoral School's website is useful and accessible
35. The organization and planning of the doctoral program has been adequate

Strongly disagree...Strongly agree							AVERAGE
N/C	1	2	3	4	5		
1	2	1	3	8	3	3,53	
1	1	2	5	6	3	3,47	
1	1	2	3	8	3	3,59	
<i>Average of section</i>							3,53


OVERALL

Satisfaction with the teaching staff
Facilities and infrastructure
Transversal activities of the doctoral program
Specific activities of the doctoral program
My personal experience, both academic and extracurricular, at the Universitat de València
Satisfacció amb el procés d'adaptació a les circumstàncies derivades de la Covid-19 que ha fet el programa de doctorat

Strongly dissatisfied...Strongly sati:							AVERAGE
N/C	1	2	3	4	5		
5	0	2	1	5	5	4,00	
6	0	0	0	7	5	4,42	
5	1	2	4	2	4	3,46	
6	1	0	4	2	5	3,83	
5	0	2	2	5	4	3,85	
18						*	
Strongly disagree...Strongly agree							
4	1	1	3	5	4	3,71	
<i>Average of section</i>							3,87

Scale used: 1 to 5

X,XX : Global UV Average

(Doctoral estud survey)

PROGRAMME: 3154

Programa de Doctorat en Química

3154.- Programa de Doctorat en Química

EVOLUTION		TRAINING PROGRAMME						DEVELOPMENT OF RESULTS OF TEACHING										
		1.Prior to enrolment, I was informed about the lines of research		2... the training activities has been interesting ...		Average of section	MECES A			MECES B			MECES C		Average MECES C			
		n°surv.	AVERAGE	n°surv.	AVERAGE		n°surv.	AVERAGE	Average MECES A	n°surv.	AVERAGE	Average MECES B	n°surv.	AVERAGE		n°surv.	AVERAGE	
A. year	Collected	n°surv.	AVERAGE	n°surv.	AVERAGE	n°surv.	AVERAGE	n°surv.	AVERAGE	n°surv.	AVERAGE	n°surv.	AVERAGE	n°surv.	AVERAGE	n°surv.	AVERAGE	
22-23	18	18	2,89	17	3,65	3,26	16	4	4	16	3,69	3,69	16	4,12	16	4,5	4,31	
21-22	28	27	3,44	28	3,32	3,38	15	4,2	4,2	13	4,23	4,23	15	4,27	15	4,4	4,33	
20-21	5	5	3,4	5	3,2	3,3	*		3	*		3	*		*		4	
19-20	15	15	3,4	15	3,2	3,3	*		3,86	*		3,71	*		*		4,29	
18-19	28	27	3,15	24	3,04	3,1	*		3,23	*		3,43	*		*		4,19	
17-18	19	19	3,53	19	3,63	3,58	*		4	*		3,89	*		*		4,11	

EVOLUTION		DEVELOPMENT OF RESULTS OF TEACHING															
		MECES D				MECES E			MECES F								
		6.1. Autonomy to initiate, manage and lead innovative research teams and		6.2. Skills to perform collaborative work.		6.3. Competence to transfer research knowledge to society.		6.4. Skills to work in multidisciplinary contexts.		Average MECES D	7.1. Ability to investigate with social responsibility and scientific integrity.		Average MECES E	8.1. Ability to write research reports / articles.		8.2. Competence to disclose and expose the research results to any audience.	
n°surv.	AVERAGE	n°surv.	AVERAGE	n°surv.	AVERAGE	n°surv.	AVERAGE	n°surv.	AVERAGE		n°surv.	AVERAGE		n°surv.	AVERAGE		
A. year	Collected	n°surv.	AVERAGE	n°surv.	AVERAGE	n°surv.	AVERAGE	n°surv.	AVERAGE	n°surv.	AVERAGE	n°surv.	AVERAGE	n°surv.	AVERAGE	n°surv.	AVERAGE
22-23	16	4,06	16	4,44	16	4,06	16	4,25	4,2	16	4,31	4,31	16	3,88	16	4,19	4,03
21-22	15	4,07	15	4,47	15	4,33	15	4,33	4,3	15	4,6	4,6	15	4,27	15	4,2	4,23
20-21	*		*		*		*		4,75	*		4,5	*		*		3,75
19-20	*		*		*		*		4,5	*		4,43	*		*		4,29
18-19	*		*		*		*		4,23	*		4,38	*		*		4,41
17-18	*		*		*		*		4,22	*		4,5	*		*		4,39

EVOLUTION		DEVELOPMENT OF RESULTS OF TEACHING					MONITORING AND SUPERVISION										
		MECES G			Average of section												
		9.1. Skills to make progress in cultural, social or technological aspects.		9.2. Skills to promote innovation.		Average MECES G	10. My tutor is providing me adequate guidance throughout the		11. So far, I have been able to develop the activities of the doctoral program that I		12. My tutor or thesis supervisor is supervising my research plan regularly		13. Until now, I have had enough information to carry out my research plan		14. In general, the academic orientation that I have received so far for the		Average of section
n°surv.	AVERAGE	n°surv.	AVERAGE	n°surv.	AVERAGE		n°surv.	AVERAGE	n°surv.	AVERAGE	n°surv.	AVERAGE	n°surv.	AVERAGE	n°surv.	AVERAGE	
A. year	Collected	n°surv.	AVERAGE	n°surv.	AVERAGE	n°surv.	AVERAGE	n°surv.	AVERAGE	n°surv.	AVERAGE	n°surv.	AVERAGE	n°surv.	AVERAGE	n°surv.	AVERAGE
22-23	15	3,8	16	3,94	3,87	4,1	18	4,28	17	4,24	18	4,17	17	4,12	17	4,06	4,17
21-22	15	3,73	15	4,07	3,9	4,24	28	4,04	28	4,11	28	4,07	28	4,11	27	3,93	4,05
20-21	*		*		4	3,86	5	3,6	5	3,6	5	4	5	4,4	5	4,2	3,96
19-20	*		*		4,5	4,22	14	4	14	4,29	14	4	14	4,14	14	3,86	4,06
18-19	*		*		4,3	4,02	28	4,07	26	4,19	27	3,93	26	4,46	27	3,81	4,09
17-18	*		*		4,28	4,2	19	4,21	19	4,21	19	4,37	19	4,53	19	4,21	4,31

Since 21-22 academic year, the items that assess the MECES 4 competencies are modified

Printing date: 19/04/2023

(Doctoral estud survey)
PROGRAMME: 3154
Programa de Doctorat en Química

MOBILITY PROGRAMMES: ERASMUS, INTERNATIONAL PROGRAMME OR OTHERS																	
A. year	16. I believe that the academic-research level at the host university/institution		17. I think that the academic recognition of my study period in the host country was		18. Attention and information received from the Universitat de València before		19. This mobility period helped me improve my language skills		20. I believe that the mobility period improved my research capacity		21. Financial aid received		22. Teaching staff at the host university		23. Mobility period that I spent at the other university or institution		Average of section
	n°surv.	AVERAGE	n°surv.	AVERAGE	n°surv.	AVERAGE	n°surv.	AVERAGE	n°surv.	AVERAGE	n°surv.	AVERAGE	n°surv.	AVERAGE	n°surv.	AVERAGE	
22-23	1	*	1	*	1	*	1	*	1	*	1	*	1	*	1	*	*
21-22	7	4,57	7	4,71	7	3,43	7	4,71	7	4,71	6	3,83	7	4,71	7	4,71	4,44
20-21	1	*	1	*	1	*	1	*	1	*	1	*	1	*	1	*	*
19-20	4	4,5	4	4	4	2,75	4	3,5	4	4,25	4	4,25	4	4,25	4	4,5	4
18-19	8	4,38	8	3,88	5	3,2	8	4,75	8	4,62	8	3	7	4	8	4,38	4,07
17-18	4	4,25	4	4,25	4	2,75	4	4,5	4	4,5	4	2,75	4	4	4	4,75	3,97

DOCTORAL THESIS															
A. year	#. The objectives and competences of my thesis are clear from the beginning		#. Requirements and assessment criteria are suitable and are published in advance		#. Guidance and research support provided by my thesis supervisor for		#. So far, my thesis supervisor has been accessible		#. The time spent preparing my doctoral thesis is in line with the result obtained		#. By completing my doctoral thesis I'm improving my research training		#. So far, I have satisfied my initial expectations		Average of section
	n°surv.	AVERAGE	n°surv.	AVERAGE	n°surv.	AVERAGE	n°surv.	AVERAGE	n°surv.	AVERAGE	n°surv.	AVERAGE	n°surv.	AVERAGE	
22-23		*		*		*		*		*		*		*	*
21-22		*		*		*		*		*		*		*	*
20-21	5	3	5	3,2	5	3,8	5	4	5	3,4	5	4,4	5	3	3,54
19-20	15	3,8	14	3,86	14	3,86	15	4,13	15	3,67	15	4,27	15	3,8	3,91
18-19	28	3,79	26	3,69	28	3,89	28	4,32	28	3,57	28	4,64	28	3,82	3,96
17-18	19	3,68	18	3,39	19	4,32	19	4,63	19	3,89	19	4,74	19	3,95	4,09

FACILITIES AND RESOURCES						ACADEMIC MANAGEMENT						
A. year	31. The facilities and material resources are suitable ...		32. The library materials are accessible		Average of section	33. The service provided by the Doctoral School for dealing with issues		34. The information provided on the Doctoral School's website is useful and		35. The organization and planning of the doctoral program has been adequate		Average of section
	n°surv.	AVERAGE	n°surv.	AVERAGE		n°surv.	AVERAGE	n°surv.	AVERAGE	n°surv.	AVERAGE	
22-23	18	4,22	18	4,44	4,33	17	3,53	17	3,47	17	3,59	3,53
21-22	27	3,96	28	4,43	4,2	24	3,5	23	3,39	26	3,46	3,45
20-21	5	3,2	5	4,8	4	5	3,4	5	3,6	5	3,6	3,53
19-20	15	3,4	15	4,4	3,9	15	3,53	15	3,53	15	3,67	3,58
18-19	28	3,61	28	4,39	4	27	3,26	26	3,23	27	3,59	3,36
17-18	19	3,32	19	3,89	3,61	19	3	19	2,89	19	3,37	3,09

(Doctoral estud survey)

PROGRAMME: 3154

Programa de Doctorat en Química

A. year	GLOBAL											
	Satisfaction with the teaching staff		Facilities and infrastructure		Activitats transversals i específiques del programa de doctorat		My personal experience, both academic and extracurricular. at the		I would recommend this doctoral programme		Average of section	
	n°surv.	AVERAGE	n°surv.	AVERAGE	n°surv.	AVERAGE	n°surv.	AVERAGE	n°surv.	AVERAGE		
22-23	13	4	12	4,42	*		13	3,85	14	3,71	3,98	
21-22	23	4,13	22	4,14	*		24	4,04	23	3,96	4,07	
20-21	5	4,2	5	3,2	*		4	3,75	5	3,6	3,68	
19-20	14	3,93	14	3,43	*		13	3,92	14	3,5	3,69	
18-19	28	3,86	28	3,61	*		24	4	28	3,82	3,81	
17-18	18	3,94	19	3,21		19	2,74	19	4,11	19	3,63	3,52

* The average item is calculated from three surveys rating.

Average of a section is calculated by weighting the number of responses for each item.