

(teacher survey)

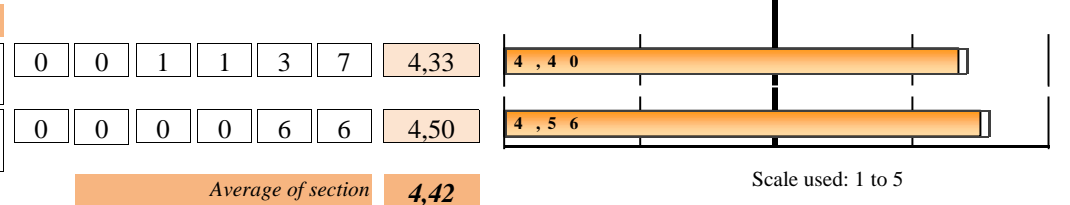
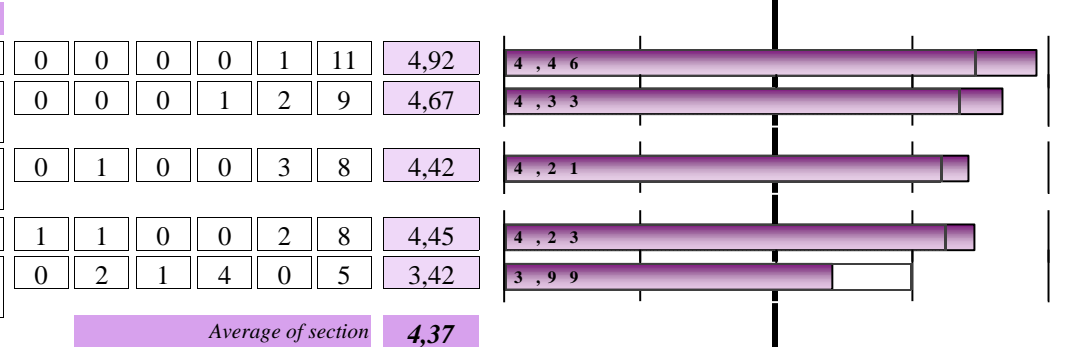
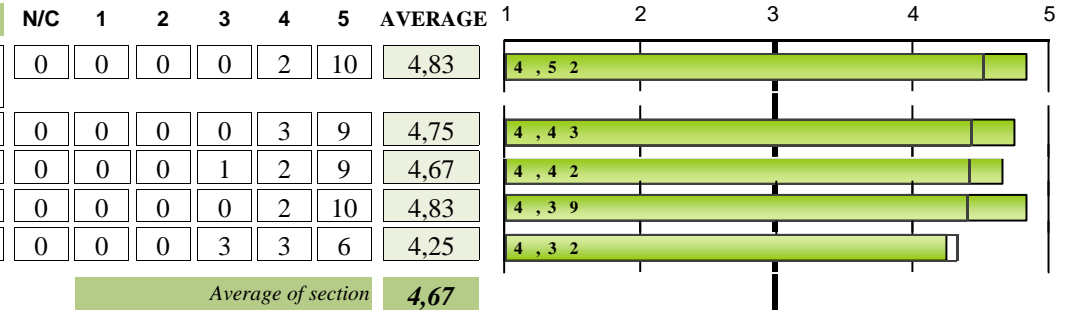
Academic Year: 23-24

3121 - PROGRAMA DE DOCTORAT EN ESTUDIS DE GÈNERE I POLÍTiques D'IGUALTAT

Gender:	Male	0	0,00%
	Female	11	100,00%

Teaching staff category:

CU	TU	CEU	TEU	Contr. Lect.	Trainer lect.	Adjunt lect.	Ajudant	Altres
4	5	0	0	3	0	0	0	0
33,33%	41,67%	0,00%	0,00%	25,00%	0,00%	0,00%	0,00%	0,00%

 Frequency Response
 Strongly disagree....Strongly agree


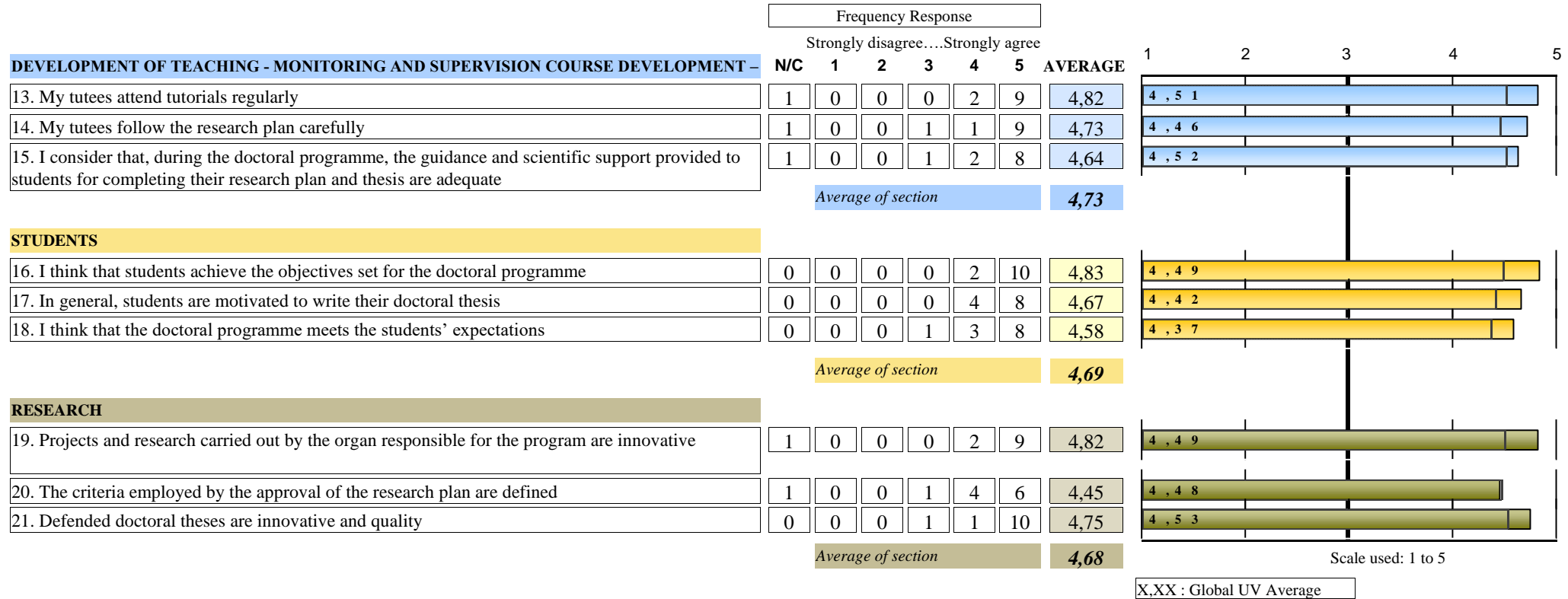
X,XX : Global UV Average

 Number of surveys: 12
 Surveyed population: 28

Surveys period: 20/02/2024 - 31/03/2024

Printing date: 15/04/2024

(teacher survey)

Academic Year: 23-24
3121 - PROGRAMA DE DOCTORAT EN ESTUDIS DE GÈNERE I POLÍTQUES D'IGUALTAT


(teacher survey)

Academic Year: 23-24

3121 - PROGRAMA DE DOCTORAT EN ESTUDIS DE GÈNERE I POLÍTQUES D'IGUALTAT

3121.- Programa de Doctorat en Estudis de Gènere i Polítiques d'Igualtat

EVOLUTION		TRAINING PROGRAMME											COURSE ORGANISATION			
		1. The competences taught in the doctoral programme and the graduate profile are		2. The admission profile is clearly defined and suited to the objectives of this		3. The research training provided in the programme is in line with the social demand		4. The specific activities meet the requirements of the doctoral programme		5. I consider that cross-curricular activities are adequate for the doctoral programme		Average of section	6. The organisation of this program is adequate		7. The mechanisms used to disseminate information on the programme	
A. year	Collected	n°surv.	AVERAGE	n°surv.	AVERAGE	n°surv.	AVERAGE	n°surv.	AVERAGE	n°surv.	AVERAGE	Average of section	n°surv.	AVERAGE	n°surv.	AVERAGE
23-24	12	12	4,83	12	4,75	12	4,67	12	4,83	12	4,25	4,67	12	4,92	12	4,67
21-22	8	8	4,12	8	3,88	8	4,38	8	4,38	8	4,25	4,2	8	4,5	7	4,43
19-20	16	16	4,75	16	4,81	16	4,69	16	4,69	15	4,53	4,7	15	4,6	14	4,57
18-19	10	10	4,6	10	4,6	10	4,8	10	4,7	9	4,33	4,61	10	4,6	9	4,33
16-17	9	8	4,75	9	4,89	9	4,89	9	4,89	9	4,67	4,82	9	4,78	9	4,56

A. year		COURSE ORGANISATION				FACILITIES AND RESOURCES				DEVELOPMENT OF TEACHING - MONITORING						
		8. The service provided to students by the Doctoral School for dealing with issues		9. The information provided on the Doctoral School's website is useful and		10. The mechanisms of recognition of the tasks of tutoring and directing doctoral		Average of section	11. The facilities and material resources offered in the doctoral programme are		12. The quantity, quality and accessibility of library materials and		Average of section	13. My tutees attend tutorials regularly		14. My tutees follow the research plan carefully
n°surv.	AVERAGE	n°surv.	AVERAGE	n°surv.	AVERAGE	Average of section	n°surv.	AVERAGE	n°surv.	AVERAGE	Average of section	n°surv.	AVERAGE	n°surv.	AVERAGE	
23-24	12	4,42	11	4,45	12	3,42	4,37	12	4,33	12	4,5	4,42	11	4,82	11	4,73
21-22	8	4,12	7	4,14	8	2,75	3,97	8	3,75	8	4	3,88	8	4	8	3,88
19-20	15	4,27	13	4,38	14	4	4,37	16	4,56	16	4,5	4,53	15	4,67	15	4,33
18-19	10	4,1	8	4,12	9	3,56	4,15	9	4,67	10	4,7	4,68	9	4,33	9	4,22
16-17	8	4,25	9	4,44	9	4,56	4,52	8	4,38	9	4,44	4,41	9	4,44	9	4,56

A. year		DEVELOPMENT OF TEACHING - MONITORING			STUDENTS						RESEARCH						
		15. I consider that, during the doctoral programme, the guidance and		Average of section	16. I think that students achieve the objectives set for the doctoral programme		17. In general, students are motivated to write their doctoral thesis		18. I think that the doctoral programme meets the students' expectations		Average of section	19. Projects and research carried out by the organ responsible for the		20. The criteria employed by the approval of the research plan are		21. Defended doctoral theses are innovative and quality	
n°surv.	AVERAGE	n°surv.	AVERAGE	Average of section	n°surv.	AVERAGE	n°surv.	AVERAGE	n°surv.	AVERAGE	Average of section	n°surv.	AVERAGE	n°surv.	AVERAGE	n°surv.	AVERAGE
23-24	11	4,64	4,73	12	4,83	12	4,67	12	4,58	4,69	11	4,82	11	4,45	12	4,75	4,68
21-22	8	4,12	4	8	4,38	8	4,25	8	4,12	4,25	8	4,5	8	4,12	8	4,5	4,38
19-20	15	4,53	4,51	16	4,56	16	4,31	15	4,53	4,47	14	4,5	14	4,57	14	4,71	4,6
18-19	9	4,67	4,41	9	4,44	9	4,44	9	4,78	4,56	10	4,9	10	4,7	10	4,8	4,8
16-17	9	4,56	4,52	9	4,56	9	4,78	9	4,56	4,63	9	4,89	8	4,88	9	4,78	4,85

* The average item is calculated from three surveys rating.

Average of a section is calculated by weighting the number of responses for each item.

 Number of surveys: 12
 Surveyed population: 28

Surveys period: 20/02/2024 - 31/03/2024

Printing date: 15/04/2024